

POMONA-WALNUT-ROWLAND JOINT WATER LINE COMMISSION

AGENDA FOR REGULAR QUARTERLY MEETING Thursday, February 11, 2021, 4:00 PM

Pursuant to the provisions of Executive Order N-25-20 Issued by Governor Gavin Newsom on March 12, 2020, any Board member and any member of the public who desires to participate in the open session items of this meeting may do so by accessing the Webex link below without otherwise complying with the Brown Act's teleconference requirements:

<https://walnutvalley.webex.com/meet/bmeeting>
(Computer and Telephone Audio Accessible)

Any member of the public wishing to make any comments to the Commission may do so by accessing the above-referenced link where they may select the option to join via webcam or teleconference. The meeting Chair will acknowledge such individual(s) at the appropriate time in the meeting prior to making his or her comment. Members of the public will be disconnected from the meeting prior to the Closed Session.

NOTE: To comply with the Americans with Disabilities Act, if you need special assistance to participate in any Commission meeting, please contact the Administrative Officer's office at least 4 hours prior to a Commission meeting to inform the Agency of your needs and to determine if accommodation is feasible.

Each item on the agenda shall be deemed to include any appropriate motion, resolution, or ordinance, to take action on any item.

1. Flag Salute

2. Roll Call: Ms. Kwong _____ Mr. Preciado _____ Mr. Lima _____
Mr. Hilden _____ Mr. Nolte _____

3. Public Comment

At this time, the public shall have an opportunity to comment on any non-agenda item relevant to the jurisdiction of the Commission. Reasonable time limits on each topic and on each speaker are imposed in accordance with Commission policy.

4. Late Business, if any

No action shall be taken on any items not appearing on the posted Agenda except upon a determination by a majority of the Commission that an emergency situation exists, or upon a determination by a two-thirds vote of the Commission that there is a need to take immediate action and that the need to take action arose after the posting of the Agenda.

5. [Rotation of Officers \(pg 1\)](#)

Teuber

A. Discussion

B. Action Taken

6. [Approval of Minutes for Meeting Held October 8, 2020 \(pg 3\)](#)

Teuber

A. Discussion

B. Action Taken

- | | |
|--|--------|
| 7. Pomona-Walnut-Rowland Joint Water Line Webpage | Teuber |
| A. Discussion | |
| B. Action Taken | |
| 8. Consider Award of Contracts for Gold Line Foothill Extension - Labor Bid (pg 7) | Teuber |
| A. Discussion | |
| B. Action Taken | |
| 9. Approval of Warrants and Charges Paid October 2020 through January 2021 (pg 10) | Malner |
| A. Discussion | |
| B. Action Taken | |
| 10. Communications | Teuber |
| 11. Approval of Financial Reports | Malner |
| A. Balance Sheet ending December 31, 2020 (pg 15) | |
| B. Statement of Income & Expenses for the Period Ending December 31, 2020 (pg 16) | |
| C. Investment Report for the Period Ending December 31, 2020 (pg 17) | |
| (1) Discussion | |
| (2) Action Taken | |
| 12. Three Valleys Municipal Water District | Teuber |
| 13. Administrative Report | Teuber |
| 14. Operations Report (pg 18) | Teuber |
| 15. Water Use Reports for October through December 2020 (pg 19) | Malner |
| A. Discussion | |
| B. Action Taken | |
| 16. Commissioners Questions and Comments | |
| 17. Commission Members and Staff Will Be Given an Opportunity to Request and Suggest Subjects for Discussion at a Future Meeting | |
| 18. Adjournment | |

Next Commission Meeting: Thursday, June 10, 2021, 4:00 p.m.

POMONA-WALNUT-ROWLAND JOINT WATER LINE COMMISSION

271 South Brea Canyon Road • P. O. Box 508
Walnut, California 91789-3002
(909) 595-1268 • (626) 964-6551 • FAX (909) 594-9532

MEMORANDUM

TO: Commissioners Kwong, Lima, and Preciado **DATE:** February 11, 2021
FROM: Brian Teuber, Administrative Officer
RE: Rotation of Officers – 2021 Calendar Year

In accordance with the Commission's Bylaws, "at the first regular meeting in a calendar year...." the Commission shall elect officers for that year.

Based on past practice, the Commission will rotate officers with the new officers to be seated as follows:

1. Vice President Lima will ascend to the position of President,
2. Commissioner Preciado will ascend to the position of Vice President; and,
3. President Kwong will be Commissioner

Attachment
2021 Roster

Pomona-Walnut-Rowland Joint Water Line 2021 Roster

City of Pomona

Victor Preciado – Commissioner

John Nolte – Alternate Commissioner

City of Pomona
505 South Garey Ave.
Pomona, CA 91766

Walnut Valley Water District

Scarlett Kwong - Commissioner

Edwin Hilden – Alternate Commissioner

Walnut Valley Water District
271 S Brea Canyon Road
Walnut, CA 91789

Rowland Water District

Anthony Lima - Commissioner

Rowland Water District
3021 S. Fullerton Road
Rowland Heights, CA 91748

Staff

Brian Teuber – Administrative Officer

Walnut Valley Water District
271 S Brea Canyon Road
Walnut, CA 91789

Myra Malner – Treasurer

Rowland Water District
3021 S. Fullerton Road
Rowland Heights, CA 91748

Carmen Fleming - Secretary

Walnut Valley Water District
271 S Brea Canyon Road
Walnut, CA 91789

**MINUTES OF THE SEVEN HUNDRED AND EIGHTY NINTH MEETING OF THE
POMONA-WALNUT-ROWLAND JOINT WATER LINE COMMISSION**

October 8, 2020

Meeting conducted via Webex at:
<https://walnutvalley.webex.com/meet/bmeeting>

PRESENT:

Commissioner Scarlett Kwong
Commissioner Tony Lima
Commissioner Victor Preciado
Alternate Commissioner Hilden
Alternate Commissioner Rios

STAFF PRESENT:

Brian Teuber, Administrative Officer
Tom Coleman, Treasurer
Carmen Fleming, Secretary

The meeting was called to order at 4:05 p.m. with President Kwong presiding.

In attendance: Mr. Jeff Palmer, of Fedak & Brown, LLP; and member agency representatives Ms. Myra Malner, Mr. Dave Warren, of Rowland Water District; and Ms. Sherry Shaw, Mr. Alfred Sinclair, Mr. Ron Woodruff, and Mr. Erik Hitchman, of Walnut Valley Water District; and Mr. Chris Diggs, of City of Pomona; and Ms. Jody Roberto, Mr. David De Jesus, Mr. Matthew Litchfield, and Mr. Carlos Goytia, of Three Valleys Municipal Water District.

Item 3: Public Comment

- ◆ There was no public comment at this time.

Item 4: Late Business

- ◆ There was no late business to be brought before the Commission at this time.

Item 5: Adopt Final Audit

- ◆ A report was given by Mr. Jeff Palmer, of Fedak & Brown, LLP stated that there were no points of concern found.

Upon consideration thereof, it was moved by Commissioner Lima, seconded by Commissioner Preciado and unanimously carried (3-0), to adopt the Fiscal Year 2019-20 audit as prepared by Fedak & Brown, LLP.

Yes: Kwong, Lima, Preciado

Noes: None

Motion Passed (3-0)

President Kwong indicated the motion was approved by a 3-0 roll call vote

Item 6: Approval of Minutes for Meeting Held June 11, 2020

- ◆ The Commission was asked to approve the meeting minutes for the previous Commission meeting held June 11, 2020.

Upon consideration thereof, it was moved by Commissioner Lima, seconded by Commissioner Preciado and unanimously carried (3-0), to approve the minutes of the June 11, 2020 meeting.

Yes: Kwong, Lima, Preciado
Noes: None
Motion Passed (3-0)

President Kwong indicated the motion was approved by a 3-0 roll call vote

Item 7: Update on City of Pomona P-W-R Joint Water Line Commissioner Appointment

- ◆ Mr. Teuber updated the Commission on the appointment of City of Pomona member representatives; Mr. Victor Preciado, Commissioner and Mr. Tim Sandoval, as Alternate Commissioner.

Item 8: Consider Adoption of Resolution No. 105 – Designating Check Signers for Fiscal Accounts

- ◆ Mr. Coleman requested the Commissioners consider adoption of Resolution No. 105, authorizing the Commission to update the designated check signers for fiscal accounts .

Upon consideration thereof, it was moved by Commissioner Lima, seconded by President Kwong and unanimously carried (3-0), to approve and adopt Resolution No. 105, designating check signers for fiscal accounts.

Yes: Kwong, Lima, Preciado
Noes: None
Motion Passed (3-0)

President Kwong indicated the motion was approved by a 3-0 roll call vote

Item 9: Approval of Warrants and Charges Paid May 2020 through August 2020

- ◆ The Commission was provided a List of Warrants and Charges for May 2020 through August 2020.

Upon consideration thereof, it was moved by Commissioner Lima, seconded by President Kwong, and unanimously carried (3-0), to receive and file the Warrants and Charges for May 2020 through August 2020.

Yes: Kwong, Lima, Preciado
Noes: None
Motion Passed (3-0)

President Kwong indicated the motion was approved by a 3-0 roll call vote

Item 10: Communications

- ◆ Mr. Teuber did not have any communication matters to report at this time.

Item 11: Approval of Financial Reports

- ◆ Ms. Malner noted the Balance Sheets, the Statement of Income & Expenses, and the Cash & Investment Portfolio Summary as provided and requested they be received, approved and filed.

Upon consideration thereof, it was moved by Commissioner Preciado, seconded by Commissioner Lima and unanimously carried, to receive and file the Balance Sheets for May 2020 through August 31, 2020, and the Statement of Income & Expenses and Cash & Investment Portfolio Summary for Quarter Ending June 30, 2020.

*Yes: Kwong, Lima, Preciado
Noes: None
Motion Passed (3-0)*

President Kwong indicated the motion was approved by a 3-0 roll call vote

Item 12: Biennial Review of the Conflict of Interest Code

- ◆ Mr. Teuber updated the Commission on the filing of the 2020 Biennial Certification form with the Los Angeles County Board of Supervisors-Executive Office. Mr. Teuber indicated no amendments were required to the Commission's Conflict of Interest Code.

Upon consideration thereof, it was moved by Commissioner Lima, seconded by Commissioner Preciado, and unanimously carried (3-0), to approve the submittal of the 2020 Biennial Certificate form with the Los Angeles County Board of Supervisors-Executive Office with no amendments.

*Yes: Kwong, Lima, Preciado
Noes: None
Motion Passed (3-0)*

President Kwong indicated the motion was approved by a 3-0 roll call vote

Item 13: Three Valleys Municipal Water District

- ◆ Staff reported on the Three Valley's Board meeting activities.

Item 14: Administrative Report

- ◆ Mr. Teuber did not have any administrative matters to report at this time.

Item 15: Operations Report

- ◆ The Commission was provided with the Operations Report for the period of June 2020 through September 2020. As this is an informational report only, the Commission took no action.

Item 16: Water Use Reports for May through August 2020

- ◆ Ms. Malner noted the Water Usage Reports for May through August 2020 and requested the Commission to receive, approve and file the reports.

Upon consideration thereof, it was moved by Commissioner Lima, seconded by President Kwong and unanimously carried (3-0), to receive, approve and file the Water Use Reports for May through August 2020.

*Yes: Kwong, Lima, Preciado
Noes: None
Motion Passed (3-0)*

President Kwong indicated the motion was approved by a 3-0 roll call vote

Item 17: 2021 Calendar/Meeting Schedule

- ◆ The Commission was asked to adopt the 2021 calendar year P-W-R Joint Water Line Commission meeting schedule, with the scheduled dates as follows:
 - Thursday, February 11, 2021, at 4:00 p.m.
 - Thursday, June 10, 2021, at 4:00 p.m.
 - Thursday, October 14, 2021, at 4:00 p.m.

Upon consideration thereof, it was moved by Commissioner Preciado, seconded by Commissioner Lima, and unanimously carried (3-0), to adopt the 2021 P-W-R Joint Water Line Commission calendar.

*Yes: Kwong, Lima, Preciado
Noes: None
Motion Passed (3-0)*

President Kwong indicated the motion was approved by a 3-0 roll call vote

Item 18: Commissioner's Questions and Comments

- ◆ There were no Commissioner questions or comments at this time.

Item 19: Subjects for Discussion at Future Meetings

- ◆ There were no items requested for discussion at future meetings.

Item 20: Adjournment at 4:42 p.m.

With no further items for discussion, it was moved by Commissioner Lima, seconded by Commissioner Preciado, and unanimously carried (3-0), to adjourn the Pomona-Walnut-Rowland Joint Waterline Commission meeting at 4:42 p.m.

*Yes: Kwong, Lima, Preciado
Noes: None
Motion Passed (3-0)*

President Kwong indicated the motion was approved by a 3-0 roll call vote

POMONA-WALNUT-ROWLAND JOINT WATER LINE COMMISSION

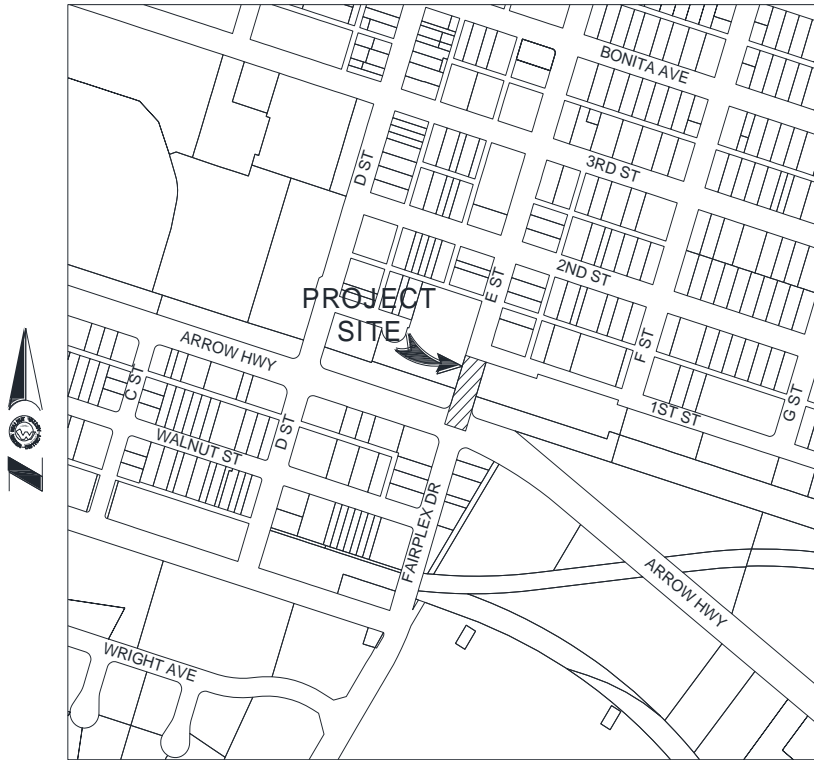
Labor Bid Results

**Gold Line Foothill Extension
January 28, 2021 @ 2:00 PM**

CONTRACTORS	TOTAL
Doty	\$ 86,568.00
Griffith	No Bid
Kana	No Bid
McKinney	No Bid
Paulus	\$ 154,680.00
Rasic	\$ 196,700.00

POMONA-WALNUT-ROWLAND JOINT WATER LINE COMMISSION

271 South Brea Canyon Road • P. O. Box 508
Walnut, California 91789-3002
(909) 595-1268 • (626) 964-6551 • FAX (909) 594-9532




VICINITY MAP
N.T.S.




POMONA-WALNUT-ROWLAND JOINT WATER LINE COMMISSION
LIST OF WARRANTS & CHARGES
SEPTEMBER 2020

Check No.	Payee	Inv. Date	Description	Amount
11795	Caselle, Inc.	9/1/2020	Contract Support and Maint. for 10/1/20 to 10/31/20	\$ 120.00
Total				\$ 120.00
11796	Fedak & Brown LLP	8/28/2020	Progress billing on audit	\$ 610.00
Total				\$ 610.00
EFT	Three Valleys Municipal Water District	7/31/2020	PM-15B	\$ 1,842,193.20
		7/31/2020	PM-21	\$ 581,312.40
		7/31/2020	TVMWD Capacity	\$ 5,687.51
		7/31/2020	TVMWD Water Use	\$ 5,965.90
		7/31/2020	MWD Capacity	\$ 22,105.25
Total				\$ 2,457,264.26
Total Expenditures				\$ 2,457,994.26




POMONA-WALNUT-ROWLAND JOINT WATER LINE COMMISSION
LIST OF WARRANTS & CHARGES
OCTOBER 2020

Check No.	Payee	Inv. Date	Description	Amount
11797	ACWA-JPIA	10/1/2020	Auto & General Liability Insurance 10/1/2020-2021	\$ 2,183.00
Total				\$ 2,183.00
11798	Caselle, Inc.	10/1/2020	Contract Support and Maint. for 11/1/20 to 11/30/20	\$ 120.00
Total				\$ 120.00
11799	Fedak & Brown LLP	9/25/2020	Progress billing on audit	\$ 2,125.00
Total				\$ 2,125.00
11800	Rowland Water District	9/30/2020	Treasurer Fees	\$ 2,550.00
Total				\$ 2,550.00
EFT	Three Valleys Municipal Water District	8/31/2020	PM-15B	\$ 1,817,842.80
		8/31/2020	PM-21	\$ 610,789.20
		8/31/2020	LRP Rebate (Pomona)	\$ (9,040.00)
		8/31/2020	TVMWD Capacity	\$ 5,687.51
		8/31/2020	TVMWD Water Use	\$ 5,965.90
		8/31/2020	MWD Capacity	\$ 22,105.25
Total				\$ 2,453,350.66
Total Expenditures				\$ 2,460,328.66




POMONA-WALNUT-ROWLAND JOINT WATER LINE COMMISSION
LIST OF WARRANTS & CHARGES
NOVEMBER 2020

Check No.	Payee	Inv. Date	Description	Amount
11801	ACWA	9/25/2020	<i>Interest Credit Adjustment</i>	\$ (46.82)
			<i>2021 Annual Agency Dues</i>	\$ 2,770.00
Total				\$ 2,723.18
11802	Fedak & Brown LLP	10/28/2020	<i>Final billing on audit</i>	\$ 1,159.00
Total				\$ 1,159.00
11803	Walnut Valley Water District	9/30/2020	<i>Administrative, Ops, Secretary</i>	\$ 13,500.00
		9/30/2020	<i>USA Markups</i>	\$ 3,385.00
		9/30/2020	<i>Labor-Meter Testing</i>	\$ 625.86
		9/30/2020	<i>Mileage</i>	\$ 373.18
		9/30/2020	<i>Water Quality Testing</i>	\$ 270.00
		9/30/2020	<i>Calibration Equipment</i>	\$ 5,286.56
		9/30/2020	<i>Misc Materials</i>	\$ 756.98
Total				\$ 24,197.58
11804	Caselle, Inc.	11/1/2020	<i>Contract Support and Maint. for 12/1/20 to 12/31/20</i>	\$ 120.00
Total				\$ 120.00
EFT	Three Valleys Municipal Water District	9/30/2020	<i>PM-15A</i>	\$ 1,602.00
		9/30/2020	<i>PM-15B</i>	\$ 1,652,089.20
		9/30/2020	<i>PM-21</i>	\$ 637,062.00
		9/30/2020	<i>LRP Rebate (Pomona)</i>	\$ (16,050.00)
		9/30/2020	<i>TVMWD Capacity</i>	\$ 5,687.51
		9/30/2020	<i>TVMWD Water Use</i>	\$ 5,965.90
		9/30/2020	<i>MWD Capacity</i>	\$ 22,105.25
Total				\$ 2,308,461.86
Total Expenditures				\$ 2,336,661.62



POMONA-WALNUT-ROWLAND JOINT WATER LINE COMMISSION
LIST OF WARRANTS & CHARGES
DECEMBER 2020

Check No.	Payee	Inv. Date	Description	Amount
11805	Caselle, Inc.	12/1/2020	Contract Support and Maint. for 1/1/21 to 1/31/21	\$ 120.00
				Total
				\$ 120.00
11806	Lagerlof, LLP	10/31/2020	Legal Fees	\$ 150.00
				Total
				\$ 150.00
11807	Civiltec Engineering	5/8/2020	Gold Line Crossing at "E" Street	\$ 925.00
				Total
				\$ 925.00
EFT	Three Valleys Municipal Water District	10/31/2020	PM-15B	\$ 1,656,361.20
		10/31/2020	PM-21	\$ 660,985.20
		10/31/2020	TVMWD Capacity	\$ 5,687.51
		10/31/2020	TVMWD Water Use	\$ 5,965.90
		10/31/2020	MWD Capacity	\$ 22,105.25
				Total
				\$ 2,351,105.06
Total Expenditures				\$ 2,352,300.06



POMONA-WALNUT-ROWLAND JOINT WATER LINE COMMISSION
LIST OF WARRANTS & CHARGES
JANUARY 2021

Check No.	Payee	Inv. Date	Description	Amount
11808	Caselle, Inc.	1/1/2021	<i>Contract Support and Maint. for 2/1/21 to 2/28/21</i>	\$ 120.00
Total				\$ 120.00
11809	Walnut Valley Water District	12/31/2020	<i>Administrative, Ops, Secretary</i>	\$ 13,500.00
		12/31/2020	<i>USA Markups</i>	\$ 1,870.00
		12/31/2020	<i>Labor-Meter Testing</i>	\$ 626.58
		12/31/2020	<i>Mileage</i>	\$ 43.70
		12/31/2020	<i>Water Quality Testing</i>	\$ 270.00
		12/31/2020	<i>Misc Materials</i>	\$ 909.26
Total				\$ 17,219.54
EFT	Three Valleys Municipal Water District	10/31/2020	<i>PM-15A</i>	\$ 874,798.80
		10/31/2020	<i>PM-15B</i>	\$ 447,171.60
		10/31/2020	<i>PM-21</i>	\$ 531,650.40
		10/31/2020	<i>LRP Credit (City of Pomona</i>	\$ (1,840.00)
		10/31/2020	<i>TVMWD Capacity</i>	\$ 5,687.51
		10/31/2020	<i>TVMWD Water Use</i>	\$ 5,965.90
		10/31/2020	<i>MWD Capacity</i>	\$ 22,105.25
Total				\$ 1,885,539.46
Total Expenditures				\$ 1,902,879.00



POMONA-WALNUT-ROWLAND JWLC
BALANCE SHEET
DECEMBER 2020


1 Assets		
2 Cash & Investments		
3 Citizens Business Bank	\$	713,124
4 LAIF		1,474,013
5 LAIF - Fair Market Value		7,200
6 Total Cash & Investments		2,194,336
7 Other Current Assets		
8 Accounts Receivable - Water Sales		3,163,284
9 Interest Receivable		2,331
10 Prepaid Expenses		1,907
11 Total Other Current Assets		3,167,522
12 Fixed Assets		
13 Pipeline		2,187,078
14 Service Connections		85,277
15 Telemetry System		109,287
16 Accumulated Depreciation		(967,163)
17 Total Fixed Assets		1,414,478
18 Total Assets	\$	6,776,337
19 Liabilities & Fund Balance		
20 Current Liabilities		
21 Accounts Payable	\$	3,657,480
22 Total Current Liabilities		3,657,480
23 Fund Balance		
24 Net Investment in Fixed Assets		1,409,192
25 Unappropriated Surplus		755,197
26 Retained Earnings		929,773
27 Net Income		24,696
28 Total Fund Balance		3,118,857
29 Total Liabilities & Fund Balance	\$	6,776,337



POMONA-WALNUT-ROWLAND JWLC
STATEMENT OF INCOME & EXPENSES
For The Period Ending December 31, 2020

	DECEMBER 2020 YTD	ANNUAL BUDGET	\$ DIFFERENCE	% OF BUDGET
1 Income				
2 Water Sales				
3 MWD PM-15	9,598,527	15,480,018	5,881,491	62%
4 TVMWD PM-21	3,406,813	4,037,790	630,977	84%
5 Total Water Sales	13,005,340	19,517,808	6,512,468	67%
6 Fixed Charges				
7 MWD CRC Charge	132,632	293,890	161,259	45%
8 TVMWD Connected Capacity	34,125	71,027	36,902	48%
9 TVMWD Water Use Charge	35,795	72,257	36,462	50%
10 Total Fixed Charges	202,552	437,174	234,622	46%
11 Depr. & Replacement				
12 Depreciation Charge	9,495	18,989	9,495	50%
13 Replacement Charge	12,167	24,334	12,167	50%
14 Total Depr. & Replacement	21,662	43,323	21,662	50%
15 Admin. Budget Assessment	49,900	99,800	49,900	50%
16 Interest Income	5,454	12,750	7,296	43%
17 Other Income	1,016	-	(1,016)	0%
18 Total Income	\$ 13,285,924	\$ 20,110,855	\$ 6,824,931	66%
19 Expenses				
20 Water Purchases				
21 MWD PM-15	9,598,527	15,480,018	5,881,491	62%
22 TVMWD PM-21	3,406,813	4,037,790	630,977	84%
23 Total Water Purchases	13,005,340	19,517,808	6,512,468	67%
24 Fixed Charges				
25 MWD Capacity Charge	132,632	293,890	161,259	45%
26 TVMWD Connected Capacity	34,125	71,027	36,902	48%
27 TVMWD Water Use Charge	35,795	72,257	36,462	50%
28 Total Fixed Charges	202,552	437,174	234,622	46%
29 Equipment & Line Maintenance	9,516	18,000	8,484	53%
30 Depreciation	-	-	-	0%
31 Contract Services				
32 WWWD	27,000	54,000	27,000	50%
33 RWD	5,100	10,200	5,100	50%
34 Total Contract Services	32,100	64,200	32,100	50%
35 Administrative				
36 Legal	150	5,000	4,850	3%
37 Insurance	2,183	2,200	17	99%
38 Audit & Bookkeeping	5,404	5,500	96	98%
39 Other Admin Costs / Supplies	1,260	2,900	1,640	43%
40 ACWA Dues	2,723	2,000	(723)	136%
41 Total Administrative	11,720	17,600	5,880	67%
42 Project Development	-	450,000	450,000	0%
43 Total Expenses	\$ 13,261,228	\$ 20,504,782	\$ 7,243,554	65%
44 Net Income	\$ 24,696	\$ (393,927)	\$ (418,623)	-6%

No assurance is provided on these financial statements. The financial statements do not include a statement of cash flows. Substantially all disclosures required by accounting principles generally accepted in the United States are not included.



POMONA-WALNUT-ROWLAND JWLC
INVESTMENT REPORT
For The Period Ending December 31, 2020

Account Type	Issuer	Par Value	Market Value	Coupon Rate	Effective Yield	Accrued Interest Current Quarter*	Interest Deposited Fiscal YTD	Total Accrued & Deposited Interest Fiscal YTD	% of Portfolio
Investment Account	Local Agency Investment Fund	\$ 1,474,013	\$ 1,477,361	0.63%	0.63%	\$ 2,331	\$ 3,123	\$ 5,454	67.44%
Checking	Citizens Business Bank	\$ 713,124	\$ 713,124	0.00%	0.00%	N/A	N/A	N/A	32.56%
Total Cash & Investments		\$ 2,187,136	\$ 2,190,484	0.42%	0.42%	\$ 2,331	\$ 3,123	\$ 5,454	100.00%
				<i>Weighted Average %</i>					

All investments listed in this report comply with the Commission's Statement of Investment Policy. The Commission's cash balances and investment portfolio provides sufficient cash flow and liquidity to meet all normal obligations, excluding the purchase of water, for at least a six month period of time. All investment interest values shown above are based on annual rates of return.

POMONA-WALNUT-ROWLAND JOINT WATER LINE COMMISSION


271 South Brea Canyon Road • P. O. Box 508
Walnut, California 91789-3002
(909) 595-1268 • (626) 964-6551 • FAX (909) 444-5521

MEMORANDUM

TO: Commissioners Kwong, Lima and Preciado **DATE:** February 11, 2021
FROM: Brian Teuber, Administrative Officer
SUBJECT: Joint Water Line Operations Report for October – December 2020

Inspection Report: During the four-month period ending on December 31, 2020, all paved portions of the JWL were driven weekly and visually checked for leaks, vandalism, and other potential problems. Additionally, the cross-country sections of the line were walked and nothing unusual was found. Routine maintenance was performed as needed.

Meter Testing: On November 5, 2020, staff tested and calibrated the JWL meters. All meters tested within the established parameters.



POMONA-WALNUT-ROWLAND JOINT WATER LINE COMMISSION

WATER USE DISTRIBUTION & BILLING


SEPTEMBER 2020

CONSUMPTION PER AGENCY (Per PWR Meter Reads)		
	Water Consumption (Acre-feet)	Allocation %
Pomona	576.744	27.183%
Walnut	926.020	43.645%
Rowland	618.969	29.173%
LaVerne	-	0.000%
TOTAL	2,121.733	100.000%

WATER PRODUCTION (ACTUAL)		
	Water Consumption (Acre-feet)	Allocation %
MWD	1,548.40	72.190%
TVMWD	596.50	27.810%
LaVerne	-	0.000%
Total	2,144.900	100.000%
PWR	2,121.733	
Difference	23.167	

CALCULATION OF AGENCY WATER CONSUMPTION (Water consumption billed to each agency based on amount of water purchased from MWD & TVMWD)							
Connection / Description	Billing Difference Allocation (Acre-feet)	Adj. Agency Consumption (Acre-Feet)	Adj. Agency Consumption for Billing (Rounded)	Water Purchased - MWD	Water Purchased - TVMWD	Water Purchased - LaVERNE WELL	Total Water Purchased (Acre-feet)
				72.190%	27.810%	0.000%	100.000%
Pomona	576.744	6.297	583.041	583.0	420.9	162.1	583.0
Walnut	926.020	10.111	936.131	936.1	675.8	260.3	936.1
Rowland	618.969	6.758	625.727	625.7	451.7	174.0	625.7
LaVerne	-	-	-	-	-	-	-
TOTAL	2,121.733	23.167	2,144.900	2,144.9	1,548.4	596.5	2,144.9

BILLING CHARGES PER AGENCY											
		MWD PM-15	TVMWD PM-21	MWD Capacity Reservation	TVMWD Connected Capacity	TVMWD Water Use Charge	Depreciation	Replacement	Admin Budget Assessment	MWD LRP Rebate Program	Billing Total
City of Pomona	Cons. (AF)	420.9	162.1							160.5	
	Allocation %			35.85%	52.00%	26.12%	25.00%	25.00%	33.33%		
	Billing Rate	\$ 1,068.00	\$ 1,068.00	\$ 22,105.25	\$ 5,687.51	\$ 5,965.90	\$ 5,699.00	\$ 4,592.00	\$ 24,950.00	\$ (100.00)	
	Total	\$ 449,517.67	\$ 173,170.56	\$ 7,924.73	\$ 2,957.51	\$ 1,558.29	\$ 1,424.75	\$ 1,148.00	\$ 8,316.67	\$ (16,050.00)	\$ 629,968.18
Walnut Valley Water District	Cons. (AF)	675.8	260.3							-	
	Allocation %			41.51%	28.00%	46.79%	25.00%	25.00%	33.33%		
	Billing Rate	\$ 1,068.00	\$ 1,068.00	\$ 22,105.25	\$ 5,687.51	\$ 5,965.90	\$ 7,734.00	\$ 12,102.00	\$ 24,950.00	\$ (100.00)	
	Total	\$ 721,745.44	\$ 278,042.60	\$ 9,175.89	\$ 1,592.50	\$ 2,791.44	\$ 1,933.50	\$ 3,025.50	\$ 8,316.67	\$ -	\$ 1,026,623.54
Rowland Water District	Cons. (AF)	451.7	174.0							-	
	Allocation %			22.64%	20.00%	27.09%	25.00%	25.00%	33.33%		
	Billing Rate	\$ 1,068.00	\$ 1,068.00	\$ 22,105.25	\$ 5,687.51	\$ 5,965.90	\$ 5,556.00	\$ 7,640.00	\$ 24,950.00	\$ (100.00)	
	Total	\$ 482,428.09	\$ 185,848.85	\$ 5,004.63	\$ 1,137.50	\$ 1,616.16	\$ 1,389.00	\$ 1,910.00	\$ 8,316.67	\$ -	\$ 687,650.90
City of LaVerne	Cons. (AF)	-	-							-	
	Allocation %			0.00%	0.00%	0.00%	0.00%	0.00%	0.00%		
	Billing Rate	\$ 1,068.00	\$ 1,068.00	\$ 22,105.25	\$ 5,687.51	\$ 5,965.90	\$ -	\$ -	\$ -	\$ (100.00)	
	Total	\$ -	\$ -	\$ -	\$ -	\$ -	\$ -	\$ -	\$ -	\$ -	\$ -
Total (A.F.)		1,548.4	596.5								2,144.9
Total (\$)		\$ 1,653,691.20	\$ 637,062.01	\$ 22,105.25	\$ 5,687.51	\$ 5,965.89	\$ 4,747.25	\$ 6,083.50	\$ 24,950.00	\$ (16,050.00)	\$ 2,344,242.61



POMONA-WALNUT-ROWLAND JOINT WATER LINE COMMISSION

WATER USE DISTRIBUTION & BILLING


OCTOBER 2020

CONSUMPTION PER AGENCY (Per PWR Meter Reads)		
	Water Consumption (Acre-feet)	Allocation %
Pomona	623.026	28.458%
Walnut	954.424	43.595%
Rowland	611.861	27.948%
LaVerne	-	0.000%
TOTAL	2,189.311	100.000%

WATER PRODUCTION (ACTUAL)		
	Water Consumption (Acre-feet)	Allocation %
MWD	1,550.90	71.477%
TVMWD	618.90	28.523%
LaVerne	-	0.000%
Total	2,169.800	100.000%
PWR	2,189.311	
Difference	(19.511)	

CALCULATION OF AGENCY WATER CONSUMPTION (Water consumption billed to each agency based on amount of water purchased from MWD & TVMWD)							
Connection / Description	Billing Difference Allocation (Acre-feet)	Adj. Agency Consumption (Acre-Feet)	Adj. Agency Consumption for Billing (Rounded)	Water Purchased - MWD	Water Purchased - TVMWD	Water Purchased - LaVERNE WELL	Total Water Purchased (Acre-feet)
				71.477%	28.523%	0.000%	100.000%
Pomona	623.026	(5.552)	617.474	617.5	441.3	176.1	617.5
Walnut	954.424	(8.506)	945.918	945.9	676.1	269.8	945.9
Rowland	611.861	(5.453)	606.408	606.4	433.4	173.0	606.4
LaVerne	-	-	-	-	-	-	-
TOTAL	2,189.311	(19.511)	2,169.800	2,169.8	1,550.9	618.9	2,169.8

BILLING CHARGES PER AGENCY											
		MWD PM-15	TVMWD PM-21	MWD Capacity Reservation	TVMWD Connected Capacity	TVMWD Water Use Charge	Depreciation	Replacement	Admin Budget Assessment	MWD LRP Rebate Program	Billing Total
City of Pomona	Cons. (AF)	441.3	176.1							-	
	Allocation %			35.85%	52.00%	26.12%	25.00%	25.00%	33.33%		
	Billing Rate	\$ 1,068.00	\$ 1,068.00	\$ 22,105.25	\$ 5,687.51	\$ 5,965.90	\$ -	\$ -	\$ -	\$ (100.00)	
	Total	\$ 471,361.12	\$ 188,100.72	\$ 7,924.73	\$ 2,957.51	\$ 1,558.29	\$ -	\$ -	\$ -	\$ -	\$ -
Walnut Valley Water District	Cons. (AF)	676.1	269.8							-	
	Allocation %			41.51%	28.00%	46.79%	25.00%	25.00%	33.33%		
	Billing Rate	\$ 1,068.00	\$ 1,068.00	\$ 22,105.25	\$ 5,687.51	\$ 5,965.90	\$ -	\$ -	\$ -	\$ (100.00)	
	Total	\$ 722,086.03	\$ 288,154.65	\$ 9,175.89	\$ 1,592.50	\$ 2,791.44	\$ -	\$ -	\$ -	\$ -	\$ -
Rowland Water District	Cons. (AF)	433.4	173.0							-	
	Allocation %			22.64%	20.00%	27.09%	25.00%	25.00%	33.33%		
	Billing Rate	\$ 1,068.00	\$ 1,068.00	\$ 22,105.25	\$ 5,687.51	\$ 5,965.90	\$ -	\$ -	\$ -	\$ (100.00)	
	Total	\$ 462,914.05	\$ 184,729.84	\$ 5,004.63	\$ 1,137.50	\$ 1,616.16	\$ -	\$ -	\$ -	\$ -	\$ -
City of LaVerne	Cons. (AF)	-	-							-	
	Allocation %			0.00%	0.00%	0.00%	0.00%	0.00%	0.00%		
	Billing Rate	\$ 1,068.00	\$ 1,068.00	\$ 22,105.25	\$ 5,687.51	\$ 5,965.90	\$ -	\$ -	\$ -	\$ (100.00)	
	Total	\$ -	\$ -	\$ -	\$ -	\$ -	\$ -	\$ -	\$ -	\$ -	\$ -
Total (A.F.)		1,550.9	618.9								2,169.8
Total (\$)		\$ 1,656,361.20	\$ 660,985.21	\$ 22,105.25	\$ 5,687.51	\$ 5,965.89	\$ -	\$ -	\$ -	\$ -	\$ 2,351,105.06



POMONA-WALNUT-ROWLAND JOINT WATER LINE COMMISSION

WATER USE DISTRIBUTION & BILLING


NOVEMBER 2020

CONSUMPTION PER AGENCY (Per PWR Meter Reads)		
	Water Consumption (Acre-feet)	Allocation %
Pomona	472.383	26.953%
Walnut	861.248	49.141%
Rowland	418.988	23.906%
LaVerne	-	0.000%
TOTAL	1,752.619	100.000%

WATER PRODUCTION (ACTUAL)		
	Water Consumption (Acre-feet)	Allocation %
MWD	1,237.80	71.318%
TVMWD	497.80	28.682%
LaVerne	-	0.000%
Total	1,735.600	100.000%
PWR	1,752.619	
Difference	(17.019)	

CALCULATION OF AGENCY WATER CONSUMPTION (Water consumption billed to each agency based on amount of water purchased from MWD & TVMWD)							
Connection / Description	Billing Difference Allocation (Acre-feet)	Adj. Agency Consumption (Acre-Feet)	Adj. Agency Consumption for Billing (Rounded)	Water Purchased - MWD	Water Purchased - TVMWD	Water Purchased - LaVERNE WELL	Total Water Purchased (Acre-feet)
				71.318%	28.682%	0.000%	100.000%
Pomona	472.383	(4.587)	467.796	467.8	333.6	134.2	467.8
Walnut	861.248	(8.363)	852.885	852.9	608.3	244.6	852.9
Rowland	418.988	(4.069)	414.919	414.9	295.9	119.0	414.9
LaVerne	-	-	-	-	-	-	-
TOTAL	1,752.619	(17.019)	1,735.600	1,735.6	1,237.8	497.8	1,735.6

BILLING CHARGES PER AGENCY											
		MWD PM-15	TVMWD PM-21	MWD Capacity Reservation	TVMWD Connected Capacity	TVMWD Water Use Charge	Depreciation	Replacement	Admin Budget Assessment	MWD LRP Rebate Program	Billing Total
City of Pomona	Cons. (AF)	333.6	134.2							18.4	
	Allocation %			35.85%	52.00%	26.12%	25.00%	25.00%	33.33%		
	Billing Rate	\$ 1,068.00	\$ 1,068.00	\$ 22,105.25	\$ 5,687.51	\$ 5,965.90	\$ -	\$ -	\$ -	\$ (100.00)	
	Total	\$ 356,310.38	\$ 143,295.61	\$ 7,924.73	\$ 2,957.51	\$ 1,558.29	\$ -	\$ -	\$ -	\$ (1,840.00)	\$ 510,206.52
Walnut Valley Water District	Cons. (AF)	608.3	244.6							-	
	Allocation %			41.51%	28.00%	46.79%	25.00%	25.00%	33.33%		
	Billing Rate	\$ 1,068.00	\$ 1,068.00	\$ 22,105.25	\$ 5,687.51	\$ 5,965.90	\$ -	\$ -	\$ -	\$ (100.00)	
	Total	\$ 649,624.57	\$ 261,256.35	\$ 9,175.89	\$ 1,592.50	\$ 2,791.44	\$ -	\$ -	\$ -	\$ -	\$ 924,440.75
Rowland Water District	Cons. (AF)	295.9	119.0							-	
	Allocation %			22.64%	20.00%	27.09%	25.00%	25.00%	33.33%		
	Billing Rate	\$ 1,068.00	\$ 1,068.00	\$ 22,105.25	\$ 5,687.51	\$ 5,965.90	\$ -	\$ -	\$ -	\$ (100.00)	
	Total	\$ 316,035.46	\$ 127,098.44	\$ 5,004.63	\$ 1,137.50	\$ 1,616.16	\$ -	\$ -	\$ -	\$ -	\$ 450,892.19
City of LaVerne	Cons. (AF)	-	-							-	
	Allocation %			0.00%	0.00%	0.00%	0.00%	0.00%	0.00%		
	Billing Rate	\$ 1,068.00	\$ 1,068.00	\$ 22,105.25	\$ 5,687.51	\$ 5,965.90	\$ -	\$ -	\$ -	\$ (100.00)	
	Total	\$ -	\$ -	\$ -	\$ -	\$ -	\$ -	\$ -	\$ -	\$ -	\$ -
Total (A.F.)		1,237.8	497.8								1,735.6
Total (\$)		\$ 1,321,970.41	\$ 531,650.40	\$ 22,105.25	\$ 5,687.51	\$ 5,965.89	\$ -	\$ -	\$ -	\$ (1,840.00)	\$ 1,885,539.46



POMONA-WALNUT-ROWLAND JOINT WATER LINE COMMISSION

WATER USE DISTRIBUTION & BILLING

DECEMBER 2020

CONSUMPTION PER AGENCY (Per PWR Meter Reads)		
	Water Consumption (Acre-feet)	Allocation %
Pomona	430.326	26.493%
Walnut	789.998	48.635%
Rowland	404.004	24.872%
LaVerne	-	0.000%
TOTAL	1,624.328	100.000%

WATER PRODUCTION (ACTUAL)		
	Water Consumption (Acre-feet)	Allocation %
MWD	1,248.50	77.595%
TVMWD	360.50	22.405%
LaVerne	-	0.000%
Total	1,609.000	100.000%
PWR	1,624.328	
Difference	(15.328)	

CALCULATION OF AGENCY WATER CONSUMPTION (Water consumption billed to each agency based on amount of water purchased from MWD & TVMWD)							
Connection / Description	Billing Difference Allocation (Acre-feet)	Adj. Agency Consumption (Acre-Feet)	Adj. Agency Consumption for Billing (Rounded)	Water Purchased - MWD	Water Purchased - TVMWD	Water Purchased - LaVERNE WELL	Total Water Purchased (Acre-feet)
				77.595%	22.405%	0.000%	100.000%
Pomona	430.326	(4.061)	426.265	426.3	330.8	95.5	426.3
Walnut	789.998	(7.455)	782.543	782.5	607.2	175.3	782.5
Rowland	404.004	(3.812)	400.192	400.2	310.5	89.7	400.2
LaVerne	-	-	-	-	-	-	-
TOTAL	1,624.328	(15.328)	1,609.000	1,609.0	1,248.5	360.5	1,609.0

BILLING CHARGES PER AGENCY											
		MWD PM-15	TVMWD PM-21	MWD Capacity Reservation	TVMWD Connected Capacity	TVMWD Water Use Charge	Depreciation	Replacement	Admin Budget Assessment	MWD LRP Rebate Program	Billing Total
City of Pomona	Cons. (AF)	330.8	95.5								
	Allocation %			35.85%	52.00%	26.12%	25.00%	25.00%	33.33%		
	Billing Rate	\$ 1,068.00	\$ 1,068.00	\$ 22,105.25	\$ 5,687.51	\$ 5,965.90	\$ 5,699.00	\$ 4,592.00	\$ 24,950.00	\$ (100.00)	
	Total	\$ 353,251.21	\$ 102,000.05	\$ 7,924.73	\$ 2,957.51	\$ 1,558.29	\$ 1,424.75	\$ 1,148.00	\$ 8,316.67	\$ -	\$ 478,581.21
Walnut Valley Water District	Cons. (AF)	607.2	175.3								
	Allocation %			41.51%	28.00%	46.79%	25.00%	25.00%	33.33%		
	Billing Rate	\$ 1,068.00	\$ 1,068.00	\$ 22,105.25	\$ 5,687.51	\$ 5,965.90	\$ 7,734.00	\$ 12,102.00	\$ 24,950.00	\$ (100.00)	
	Total	\$ 648,503.11	\$ 187,253.00	\$ 9,175.89	\$ 1,592.50	\$ 2,791.44	\$ 1,933.50	\$ 3,025.50	\$ 8,316.67	\$ -	\$ 862,591.61
Rowland Water District	Cons. (AF)	310.5	89.7								
	Allocation %			22.64%	20.00%	27.09%	25.00%	25.00%	33.33%		
	Billing Rate	\$ 1,068.00	\$ 1,068.00	\$ 22,105.25	\$ 5,687.51	\$ 5,965.90	\$ 5,556.00	\$ 7,640.00	\$ 24,950.00	\$ (100.00)	
	Total	\$ 331,643.69	\$ 95,760.95	\$ 5,004.63	\$ 1,137.50	\$ 1,616.16	\$ 1,389.00	\$ 1,910.00	\$ 8,316.67	\$ -	\$ 446,778.60
City of LaVerne	Cons. (AF)	-	-								
	Allocation %			0.00%	0.00%	0.00%	0.00%	0.00%	0.00%		
	Billing Rate	\$ 1,068.00	\$ 1,068.00	\$ 22,105.25	\$ 5,687.51	\$ 5,965.90	\$ -	\$ -	\$ -	\$ (100.00)	
	Total	\$ -	\$ -	\$ -	\$ -	\$ -	\$ -	\$ -	\$ -	\$ -	\$ -
Total (A.F.)		1,248.5	360.5								1,609.0
Total (\$)		\$ 1,333,398.01	\$ 385,014.00	\$ 22,105.25	\$ 5,687.51	\$ 5,965.89	\$ 4,747.25	\$ 6,083.50	\$ 24,950.00	\$ -	\$ 1,787,951.41