

# POMONA-WALNUT-ROWLAND JOINT WATER LINE COMMISSION

## AGENDA FOR REGULAR QUARTERLY MEETING Thursday, June 9, 2022, 4:00 PM

Pursuant to the provisions of Government Code Section 54953(e), as amended by AB 361, any Commissioner and any member of the public who desires to participate in the open session items of this meeting may do so by accessing the Webex link below without otherwise complying with the Brown Act's teleconference requirements.

**<https://walnutvalley.webex.com/join/bmeeting>**  
(Computer and Telephone Audio Accessible)

Any member of the public wishing to make any comments to the Commission may do so by accessing the above-referenced link where they may select the option to join via webcam or teleconference. The meeting Chair will acknowledge such individual(s) at the appropriate time in the meeting prior to making his or her comment. Members of the public will be disconnected from the meeting prior to the Closed Session.

*NOTE: To comply with the Americans with Disabilities Act, if you need special assistance to participate in any Commission meeting, please contact the Administrative Officer's office at least 4 hours prior to a Commission meeting to inform the Agency of your needs and to determine if accommodation is feasible. Each item on the agenda shall be deemed to include any appropriate motion, resolution, or ordinance, to take action on any item.*

The agenda packet is available for public review at <https://www.wvwd.com/pomona-walnut-rowland-joint-water-line/>.

1. Flag Salute

2. Roll Call:      Ms. Kwong \_\_\_\_\_      Mr. Preciado \_\_\_\_\_      Mr. Lima \_\_\_\_\_  
                         Mr. Hilden \_\_\_\_\_      Mr. Nolte \_\_\_\_\_      Mr. Bellah \_\_\_\_\_

3. Public Comment

At this time, the public shall have an opportunity to comment on any non-agenda item relevant to the jurisdiction of the Commission. Reasonable time limits on each topic and on each speaker are imposed in accordance with Commission policy.

4. Late Business, if any

No action shall be taken on any items not appearing on the posted Agenda except upon a determination by a majority of the Commission that an emergency situation exists, or upon a determination by a two-thirds vote of the Commission that there is a need to take immediate action and that the need to take action arose after the posting of the Agenda.

5. [Consider Adoption of Subsequent Resolution No. 111  
Authorizing Remote Teleconference Meetings for the Period of  
June 9, 2022 to July 8, 2022](#)

Monk

A. Discussion

B. Action Taken

- |  |        |
|--|--------|
| 6. <a href="#">Approval of Minutes for Meeting Held February 10, 2022</a>  | Monk   |
| A. Discussion  |        |
| B. Action Taken  |        |
| 7. <a href="#">Approval of Warrants and Charges Paid February 2022 through May 2022</a>  | Malner |
| A. Discussion  |        |
| B. Action Taken  |        |
| 8. Communications  | Monk   |
| 9. Approval of Financial Reports   | Malner |
| A. <a href="#">Balance Sheet ending March 31, 2022</a>   |        |
| B. <a href="#">Statement of Income &amp; Expenses for the Period Ending March 31, 2022</a>                                       |        |
| C. <a href="#">Investment Reports for January 1, 2022 through March 31, 2022</a>   |        |
| (1) Discussion   |        |
| (2) Action Taken   |        |
| 10. <a href="#">Approval of Proposed Budget for Fiscal Year 2022-23</a>  | Monk   |
| A. Discussion  |        |
| B. Action Taken  |        |
| 11. Three Valleys Municipal Water District   | Monk   |
| 12. Administrative Report  | Monk   |
| 13. <a href="#">Operations Report</a>  | Monk   |
| 14. <a href="#">Water Use Reports for January through April 2022</a>   | Malner |
| A. Discussion  |        |
| B. Action Taken  |        |
| 15. Commissioners Questions and Comments   |        |
| 16. Commission Members and Staff Will Be Given an Opportunity to Request and Suggest Subjects for Discussion at a Future Meeting |        |
| 17. Adjournment  |        |

*Next Commission Meeting: Thursday, October 13, 2022, 4:00 p.m.*

**RESOLUTION NO. 111**

**A RESOLUTION OF THE COMMISSION OF THE POMONA-WALNUT-ROWLAND JOINT WATER LINE COMMISSION PROCLAIMING A STATE OF EMERGENCY PERSISTS, RE-RATIFYING THE PROCLAMATION OF A STATE OF EMERGENCY BY GOVERNOR GAVIN NEWSOM, AND RE-AUTHORIZING REMOTE TELECONFERENCE MEETINGS OF THE COMMISSION OF THE POMONA-WALNUT-ROWLAND JOINT WATER LINE COMMISSION FOR THE PERIOD JUNE 9, 2022 TO JULY 8, 2022 PURSUANT TO BROWN ACT PROVISIONS.**

**WHEREAS**, the Pomona-Walnut-Rowland Joint Water Line Commission (the “Agency”) is committed to preserving and nurturing public access and participation in its Commission’s meetings; and

**WHEREAS**, all meetings of the Agency’s Commission are open and public, as required by the Ralph M. Brown Act (California Government Code Sections 54950 – 54963), so that any member of the public may attend, participate, and watch those bodies conduct their business; and

**WHEREAS**, the Brown Act, in Government Code Section 54953(e), makes provision for remote teleconferencing participation in meetings by members of a legislative body, without compliance with the requirements of Government Code Section 54953(b)(3), subject to the existence of certain conditions; and

**WHEREAS**, a required condition for application of Section 54953(e) is that a state of emergency is declared by the Governor pursuant to Government Code Section 8625, proclaiming the existence of conditions of disaster or of extreme peril to the safety of persons and property within the state caused by conditions as described in Government Code Section 8558; and

**WHEREAS**, a proclamation is made when there is an actual incident, threat of disaster, or extreme peril to the safety of persons and property within the jurisdictions that are within the Agency’s boundaries, caused by natural, technological or human-caused disasters; and

**WHEREAS**, it is further required that state or local officials have imposed or recommended measures to promote social distancing, or, the legislative body meeting in person would present imminent risks to the health and safety of attendees; and

**WHEREAS**, the Agency’s Commission previously adopted a Resolution, Resolution No. 106 on October 14, 2021 finding that the requisite conditions exist for the Agency’s Commission to conduct remote teleconference meetings without compliance with paragraph (3) of subdivision (b) of Section 54953; and

**WHEREAS**, as a condition of extending the use of the provisions found in Section 54953(e), the Agency’s Commission must reconsider the circumstances of the state of emergency that exists in the Agency, and the Commission has done so; and

**WHEREAS**, emergency conditions persist in the Agency, specifically, COVID-19, and its Delta variant, remain highly contagious and, therefore, a threat to the health, safety and well-being of the Agency’s employees, directors, vendors, contractors, customers and residents; and

**WHEREAS**, orders from the Los Angeles County Department of Public Health and regulations from the State of California impose limitations on gatherings and provide guidance on best practices with respect to actions to reduce the spread of COVID-19; and

**WHEREAS**, the Agency’s Commission does hereby find that a state of emergency continues to exist within the Agency’s service area as a result of the continuing presence of COVID-19 and resulting local, state and federal orders and guidance, which has caused, and will continue to cause, conditions of peril to the safety of persons within the Agency that are likely to be beyond the control of services,

personnel, equipment, and facilities of the Agency, and the Commissioners desires to affirm a local emergency exists and re-ratify the proclamation of state of emergency by the Governor of the State of California; and

**WHEREAS**, as a consequence of the local emergency persisting, the Commission does hereby find that the Agency shall continue to conduct their meetings without compliance with paragraph (3) of subdivision (b) of Government Code Section 54953, as authorized by subdivision (e) of Section 54953, and that such legislative bodies shall continue to comply with the requirements to provide the public with access to the meetings as prescribed in paragraph (2) of subdivision (e) of Section 54953; and

**WHEREAS**, the Agency will continue to provide proper notice to the public regarding all Agency Commission meetings, in accordance with Government Code Section 54953(e)(2)(A) and shall provide notice to the public of how they may access any such meeting via call-in number and/or internet link.

**NOW, THEREFORE, THE COMMISSION OF THE POMONA-WALNUT-ROWLAND JOINT WATER LINE COMMISSION DOES HEREBY RESOLVE AS FOLLOWS:**

Section 1. Recitals. The Recitals set forth above are true and correct and are incorporated into this Resolution by this reference.

Section 2. Affirmation that Local Emergency Persists. The Commission hereby considers the conditions of the state of emergency in the Agency and proclaims that a local emergency now exists throughout the Agency, and that conducting Agency Commission meetings virtually will minimize the possible spread COVID-19 and any variant thereof.

Section 3. Ratification of Governor's Proclamation of a State of Emergency. The Commission hereby ratifies the Governor of the State of California's Proclamation of State of Emergency regarding COVID-19, dated March 4, 2020.

Section 4. Remote Teleconference Meetings. The Agency's Administrative Officer, or his or her delegee, and the Agency's Commission are hereby authorized and directed to take all actions necessary to carry out the intent and purpose of this Resolution including, continuing to conduct open and public meetings in accordance with Government Code section 54953(e) and other applicable provisions of the Brown Act

Section 5. Effective Date of Resolution. This Resolution shall take effect immediately upon its adoption and shall be effective until the earlier of (i) the expiration of thirty (30) days from the date this Resolution was adopted, as set forth below, or (ii) such time as the Commission adopts a subsequent resolution in accordance with Government Code section 54953(e)(3) to extend the time during which the Agency's Commission may continue to teleconference without compliance with paragraph (3) of subdivision (b) of section 54953.

**PASSED AND ADOPTED by the Commission of the Pomona-Walnut-Rowland Joint Water Line Commission this 9th day of June, 2022, by the following roll call vote:**

AYES:  
NOES:  
ABSENT:  
ABSTAIN:

\_\_\_\_\_  
President

ATTEST:

\_\_\_\_\_  
Secretary

**MINUTES OF THE SEVEN HUNDRED AND NINETY SECOND MEETING OF THE  
POMONA-WALNUT-ROWLAND JOINT WATER LINE COMMISSION**

**February 10, 2022**

Meeting conducted via

Webex at: <https://walnutvalley.webex.com/meet/bmeeting>

**PRESENT:**

Commissioner Scarlett Kwong  
Commissioner Tony Lima  
Commissioner Victor Preciado  
Alternate Commissioner Hilden  
Alternate Commissioner Bellah

**STAFF PRESENT:**

Tom Monk, Administrative Officer  
Myra Malner, Treasurer  
Carmen Fleming, Secretary

**ABSENT:**

None

The meeting was called to order at 4:02p.m. with President Lima presiding.

In attendance: Member agency representative Mr. Tom Coleman, Ms. Gabby Sanchez and Mr. Dusty Moiso, of Rowland Water District; and Ms. Sherry Shaw, Mr. Ron Woodruff, and Mr. Erik Hitchman, of Walnut Valley Water District; and Mr. Matt Litchfield, General Manager and Ms. Jody Roberto, Mr. Stephan Lang, and Mr. Carlos Goytia, Directors at Three Valleys Municipal Water District; and Mr. Chris Diggs, City of Pomona.

**Item 3: Public Comment**

- ◆ There was no public comment at this time.

**Item 4: Late Business**

- ◆ There was no late business to be brought before the Commission at this time.

**Item 5: Consider Adoption of Subsequent Resolution No. 109 Authorizing Remote Teleconference Meetings for the Period of February 10,2022 to March 11, 2022**

*Upon consideration thereof, it was moved by Commissioner Preciado, seconded by Commissioner Kwong and unanimously carried (3-0), to adopt Resolution No. 106 implementing AB 316. A roll call vote was then taken:*

*Yes: Kwong, Lima, Preciado*

*Noes: None*

*Motion Passed (3-0)*

**President Lima indicated that the motion was approved by a 3-0 roll call vote**

**Item 6: Rotation of Officers**

- ◆ The Commission was asked to approve the rotation of officers for the 2022 calendar year in accordance with the Joint Water Line's Bylaws, as follows:
  1. Vice President Victor Preciado assumes the position of President;
  2. Commissioner Scarlett Kwong assumes the position of Vice President, and
  3. President Tony Lima assumes the position of Commissioner.

***Upon consideration thereof, it was moved by Commissioner Preciado, seconded by Commissioner Kwong and unanimously carried (3-0), to approve the rotation of officers for the 2022 calendar year as follows: President Victor Preciado, Vice President Scarlett Kwong, and Commissioner Tony Lima.***

**President Lima indicated that the motion was approved by a 3-0 roll call vote**

**President Preciado presided the remainder of the meeting.**

**Item 7: Approval of Minutes for Meeting Held October 14, 2021**

- ◆ The Commission was asked to approve the meeting minutes for the previous Commission meeting held October 14, 2021.

***Upon consideration thereof, it was moved by Commissioner Lima, seconded by Commissioner Kwong and unanimously carried (3-0), to approve the minutes of the October 14, 2021. A roll call vote was then taken:***

*Yes: Kwong, Lima, Preciado*

*Noes: None*

*Motion Passed (3-0)*

**President Preciado indicated that the motion was approved by a 3-0 roll call vote**

**Item 8: Consideration of Approval of TVMWD Pumpback Agreement**

- ◆ The Commission was provided with an overview of the proposed TVMWD Pumpback Agreement. The Agreement between TVMWD and PWR formalizes the informal agreement between the agencies that has been in place since the Pumpback Facilities were constructed.

***Upon consideration thereof, it was moved by Commissioner Kwong, seconded by Commissioner Lima and unanimously carried (3-0), to authorize the Administrative Officer to execute the Three Valleys Municipal Water District Pumpback Agreement.***

*Yes: Kwong, Lima, Preciado*

*Noes: None*

*Motion Passed (3-0)*

**President Preciado indicated the motion was approved by a 3-0 roll call vote**

**Item 9: Consider Adoption of Resolution No. 110 – Designating Check Signers for Fiscal Accounts**

- ◆ Ms. Malner requested the Commissioners consider adoption of Resolution No. 110, authorizing the Commission to update the designated check signers for fiscal accounts.

***Upon consideration thereof, it was moved by Commissioner Lima, seconded by Commissioner Kwong and unanimously carried (3-0), to approve and adopt Resolution No. 110, designating check signers for fiscal accounts.***

*Yes: Kwong, Lima, Preciado*

*Noes: None*

*Motion Passed (3-0)*

**President Preciado indicated the motion was approved by a 3-0 roll call vote**

**Item 10: ACWA/JPIA President's Special Recognition Award**

- ◆ The Commission was advised of the President's Special Recognition certificate from ACWA/JPIA recognizing the achievement of a low ratio in the Liability program.

**Item 11: Approval of Warrants and Charges Paid September 2021 through January 2022**

- ◆ The Commission was provided with a List of Warrants and Charges for September 2021 through January 2022.

***Upon consideration thereof, it was moved by Commissioner Kwong, seconded by Commissioner Lima and unanimously carried (3-0), to receive and file the Warrants and Charges for September 2021 through January 2022. A roll call vote was then taken:***

Yes: Kwong, Lima, Preciado  
Noes: None  
Motion Passed (3-0)

**President Preciado indicated that the motion was approved by a 3-0 vote**

**Item 12: Communications**

- ◆ There were no communication matters to report at this time.

**Item 13: Approval of Financial Reports**

- ◆ Ms. Malner noted the Balance Sheet, the Statement of Income & Expenses, and the Investment Report as provided and requested they be received and filed.

***Upon consideration thereof, it was moved by Commissioner Lima seconded by Commissioner Kwong and unanimously carried (3-0), to receive and file the Balance Sheet ending December 31, 2021, the Statement of Income & Expenses as of quarter ending December 31, 2021, and Investment Report as of quarter ending December 31, 2021. A roll call vote was then taken:***

Yes: Kwong, Lima, Preciado  
Noes: None  
Motion Passed (3-0)

**President Preciado indicated that the motion was approved by a 3-0 vote**

**Item 14: Three Valleys Municipal Water District**

- ◆ TVMWD staff reported on Three Valley's Board meeting activities and upcoming events.

**Item 15: Administrative Report**

- ◆ There were no administrative matters to report at this time.

**Item 16: Operations Report**

- ◆ The Commission was provided with the Operations Report for the period of October through December 2021.

**Item 17: Water Use Reports for September through December 2021**

- ◆ The Commission was asked to receive and file the Water Usage Reports for September through December 2021, as presented.

*Upon consideration thereof, it was moved by Commissioner Lima, seconded by Commissioner Kwong and unanimously carried (3-0), to receive and file the Water Use Reports for September through December 2021. A roll call vote was then taken:*

*Yes: Kwong, Lima, Preciado*

*Noes: None*

*Motion Passed (3-0)*

**President Preciado indicated that the motion was approved by a 3-0 vote**

**Item 18: Commissioners Questions and Comments**

- ◆ There were no Commissioner questions or comments at this time.

**Item 19: Subjects for Discussion at Future Meetings**

- ◆ There were no items requested for discussion at future meetings.

**Item 20: Adjournment at 4:34 p.m.**

*With no further items for discussion, the Pomona-Walnut-Rowland Joint Water Line Commission meeting adjourned at 4:34p.m.*



**RESOLUTION NO. 109**

**A RESOLUTION OF THE COMMISSION OF THE POMONA-WALNUT-ROWLAND JOINT WATER LINE COMMISSION PROCLAIMING A STATE OF EMERGENCY PERSISTS, RE-RATIFYING THE PROCLAMATION OF A STATE OF EMERGENCY BY GOVERNOR GAVIN NEWSOM, AND RE-AUTHORIZING REMOTE TELECONFERENCE MEETINGS OF THE COMMISSION OF THE POMONA-WALNUT-ROWLAND JOINT WATER LINE COMMISSION FOR THE PERIOD FEBRUARY 10, 2022 TO MARCH 11, 2022 PURSUANT TO BROWN ACT PROVISIONS.**

**WHEREAS**, the Pomona-Walnut-Rowland Joint Water Line Commission (the "Agency") is committed to preserving and nurturing public access and participation in its Commission's meetings; and

**WHEREAS**, all meetings of the Agency's Commission are open and public, as required by the Ralph M. Brown Act (California Government Code Sections 54950 – 54963), so that any member of the public may attend, participate, and watch those bodies conduct their business; and

**WHEREAS**, the Brown Act, in Government Code Section 54953(e), makes provision for remote teleconferencing participation in meetings by members of a legislative body, without compliance with the requirements of Government Code Section 54953(b)(3), subject to the existence of certain conditions; and

**WHEREAS**, a required condition for application of Section 54953(e) is that a state of emergency is declared by the Governor pursuant to Government Code Section 8625, proclaiming the existence of conditions of disaster or of extreme peril to the safety of persons and property within the state caused by conditions as described in Government Code Section 8558; and

**WHEREAS**, a proclamation is made when there is an actual incident, threat of disaster, or extreme peril to the safety of persons and property within the jurisdictions that are within the Agency's boundaries, caused by natural, technological or human-caused disasters; and

**WHEREAS**, it is further required that state or local officials have imposed or recommended measures to promote social distancing, or, the legislative body meeting in person would present imminent risks to the health and safety of attendees; and

**WHEREAS**, the Agency's Commission previously adopted a Resolution, Resolution No. 106 on October 14, 2021 finding that the requisite conditions exist for the Agency's Commission to conduct remote teleconference meetings without compliance with paragraph (3) of subdivision (b) of Section 54953; and

**WHEREAS**, as a condition of extending the use of the provisions found in Section 54953(e), the Agency's Commission must reconsider the circumstances of the state of emergency that exists in the Agency, and the Commission has done so; and

**WHEREAS**, emergency conditions persist in the Agency, specifically, COVID-19, and its Delta variant, remain highly contagious and, therefore, a threat to the health, safety and well-being of the Agency's employees, directors, vendors, contractors, customers and residents; and

**WHEREAS**, orders from the Los Angeles County Department of Public Health and regulations from the State of California impose limitations on gatherings and provide guidance on best practices with respect to actions to reduce the spread of COVID-19; and

**WHEREAS**, the Agency's Commission does hereby find that a state of emergency continues to exist within the Agency's service area as a result of the continuing presence of COVID-19 and resulting local, state and federal orders and guidance, which has caused, and will continue to cause, conditions of peril to the safety

of persons within the Agency that are likely to be beyond the control of services, personnel, equipment, and facilities of the Agency, and the Commissioners desires to affirm a local emergency exists and re-ratify the proclamation of state of emergency by the Governor of the State of California; and

**WHEREAS**, as a consequence of the local emergency persisting, the Commission does hereby find that the Agency shall continue to conduct their meetings without compliance with paragraph (3) of subdivision (b) of Government Code Section 54953, as authorized by subdivision (e) of Section 54953, and that such legislative bodies shall continue to comply with the requirements to provide the public with access to the meetings as prescribed in paragraph (2) of subdivision (e) of Section 54953; and

**WHEREAS**, the Agency will continue to provide proper notice to the public regarding all Agency Commission meetings, in accordance with Government Code Section 54953(e)(2)(A) and shall provide notice to the public of how they may access any such meeting via call-in number and/or internet link.

**NOW, THEREFORE, THE COMMISSION OF THE POMONA-WALNUT-ROWLAND JOINT WATER LINE COMMISSION DOES HEREBY RESOLVE AS FOLLOWS:**

Section 1. Recitals. The Recitals set forth above are true and correct and are incorporated into this Resolution by this reference.

Section 2. Affirmation that Local Emergency Persists. The Commission hereby considers the conditions of the state of emergency in the Agency and proclaims that a local emergency now exists throughout the Agency, and that conducting Agency Commission meetings virtually will minimize the possible spread COVID-19 and any variant thereof.

Section 3. Ratification of Governor's Proclamation of a State of Emergency. The Commission hereby ratifies the Governor of the State of California's Proclamation of State of Emergency regarding COVID-19, dated March 4, 2020.

Section 4. Remote Teleconference Meetings. The Agency's Administrative Officer, or his or her delegatee, and the Agency's Commission are hereby authorized and directed to take all actions necessary to carry out the intent and purpose of this Resolution including, continuing to conduct open and public meetings in accordance with Government Code section 54953(e) and other applicable provisions of the Brown Act

Section 5. Effective Date of Resolution. This Resolution shall take effect immediately upon its adoption and shall be effective until the earlier of (i) the expiration of thirty (30) days from the date this Resolution was adopted, as set forth below, or (ii) such time as the Commission adopts a subsequent resolution in accordance with Government Code section 54953(e)(3) to extend the time during which the Agency's Commission may continue to teleconference without compliance with paragraph (3) of subdivision (b) of section 54953.

**PASSED AND ADOPTED by the Commission of the Pomona-Walnut-Rowland Joint Water Line Commission this 10th day of February, 2022, by the following roll call vote:**

AYES: Lima, Kwong, Preciado  
NOES: None  
ABSENT: None  
ABSTAIN: None

  
\_\_\_\_\_  
President

ATTEST:  
  
\_\_\_\_\_  
Secretary

**RESOLUTION NO. 110**

**RESOLUTION OF THE BOARD OF COMMISSIONERS  
OF THE POMONA-WALNUT-ROWLAND JOINT WATER LINE COMMISSION  
REPLACING RESOLUTION NO. 105  
DESIGNATING CHECK SIGNERS FOR FISCAL ACCOUNTS**

**WHEREAS**, Pomona-Walnut-Rowland Joint Water Line Commission maintains a checking account at Citizens Business Bank to pay operating expenses and clear debts;

**WHEREAS**, the Commission hereby designates and authorizes those positions listed as designated signees on behalf of the Pomona-Walnut-Rowland Joint Water Line Commission;

1. Thomas L. Coleman, Rowland Water District General Manager
2. Dusty Moio, Rowland Water District Assistant General Manager
3. Esmeralda Malner, Rowland Water District Director of Finance
4. Anthony J. Lima, Rowland Water District Commissioner

**NOW, THEREFORE, BE IT RESOLVED** that the Pomona-Walnut-Rowland Joint Water Line Commission does hereby requires a minimum of two authorized signatures for all checks written;

**BE IT FURTHER RESOLVED**, that the designees or their successors in office shall be authorized as a signee on behalf of the Pomona-Walnut-Rowland Joint Water Line Commission.

**PASSED AND ADOPTED** at a regular meeting of the Board of Commissioners of Pomona-Walnut-Rowland Joint Water District Commission, held February 10, 2022, by the roll call vote of:

AYES: Lima, Kwong, Preciado

NOES:

ABSENT:

  
\_\_\_\_\_  
President


ATTEST:

  
\_\_\_\_\_  
Secretary




**POMONA-WALNUT-ROWLAND JOINT WATER LINE COMMISSION**  
**LIST OF WARRANTS & CHARGES**  
**FEBRUARY 2022**

Check No.	Payee	Inv. Date	Description	Amount
11842	Caselle, Inc.	2/1/2022	Contract Support and Maint. for 3/1/22 to 3/31/22	\$ 120.00
<b>Total</b>				<b>\$ 120.00</b>
11843	Fedak & Brown LLP	1/31/2022	State Controller's Report Preparation	\$ 480.00
<b>Total</b>				<b>\$ 480.00</b>
11844	Walnut Valley Water District	12/31/2021	Administrative, Ops, Secretary	\$ 13,500.00
		12/31/2021	USA Markups	\$ 3,250.00
		12/31/2021	Mileage	\$ 54.32
		12/31/2021	Water Quality Testing	\$ 270.00
		12/31/2021	Morrow Meadows	\$ 2,263.76
<b>Total</b>				<b>\$ 19,338.08</b>
EFT	Three Valleys Municipal Water District	12/31/2021	PM-15A	\$ 675,050.40
		12/31/2021	PM-21	\$ 621,358.20
		12/31/2021	LRP Credit (City of Pomona	\$ (8,540.00)
		12/31/2021	TVMWD Capacity	\$ 6,150.27
		12/31/2021	TVMWD Water Use	\$ 6,077.02
		12/31/2021	MWD Capacity	\$ 26,876.46
<b>Total</b>				<b>\$ 1,326,972.35</b>
<b>Total Expenditures</b>				<b>\$ 1,346,910.43</b>




**POMONA-WALNUT-ROWLAND JOINT WATER LINE COMMISSION**  
**LIST OF WARRANTS & CHARGES**  
**MARCH 2022**

Check No.	Payee	Inv. Date	Description	Amount
11845	Caselle, Inc.	3/1/2022	Contract Support and Maint. for 4/1/22 to 4/30/22	\$ 120.00
<b>Total</b>				<b>\$ 120.00</b>
11846	Fedak & Brown LLP	2/28/2022	Progress Billing on 6/30/22 Audit	\$ 500.00
<b>Total</b>				<b>\$ 500.00</b>
11847	Lagerlof, LLP	3/4/2022	Legal Fees	\$ 750.00
<b>Total</b>				<b>\$ 750.00</b>
EFT	Three Valleys Municipal Water District	1/31/2022	PM-15A	\$ 491,935.50
		1/31/2022	PM-15B	\$ 338.10
		1/31/2022	PM-21	\$ 517,067.60
		1/31/2022	LRP Credit (City of Pomona	\$ (8,630.00)
		1/31/2022	TVMWD Capacity	\$ 6,757.84
		1/31/2022	TVMWD Water Use	\$ 6,492.69
		1/31/2022	MWD Capacity	\$ 29,813.50
<b>Total</b>				<b>\$ 1,043,775.23</b>
<b>Total Expenditures</b>				<b>\$ 1,045,145.23</b>




**POMONA-WALNUT-ROWLAND JOINT WATER LINE COMMISSION**  
**LIST OF WARRANTS & CHARGES**  
**APRIL 2022**

Check No.	Payee	Inv. Date	Description	Amount
11848	Caselle, Inc.	4/1/2022	Contract Support and Maint. for 5/1/22 to 5/31/22	\$ 120.00
<b>Total</b>				<b>\$ 120.00</b>
11849	Rowland Water District	3/31/2022	Treasurer Fees	\$ 2,550.00
<b>Total</b>				<b>\$ 2,550.00</b>
11850	Walnut Valley Water District	3/31/2022	Administrative, Ops, Secretary	\$ 13,500.00
		3/31/2022	USA Markups	\$ 2,100.00
		3/31/2022	Mileage	\$ 70.26
		3/31/2022	Water Quality Testing	\$ 270.00
		3/31/2022	Morrow Meadows	\$ -
<b>Total</b>				<b>\$ 15,940.26</b>
EFT	Three Valleys Municipal Water District	2/28/2022	PM-15A	\$ 242,417.70
		2/28/2022	PM-15B	\$ 1,031,543.10
		2/28/2022	PM-21	\$ 66,154.90
		2/28/2022	LRP Credit (City of Pomona	\$ (8,200.00)
		2/28/2022	TVMWD Capacity	\$ 6,757.84
		2/28/2022	TVMWD Water Use	\$ 6,492.69
		2/28/2022	MWD Capacity	\$ 29,813.50
<b>Total</b>				<b>\$ 1,374,979.73</b>
<b>Total Expenditures</b>				<b>\$ 1,393,589.99</b>



**POMONA-WALNUT-ROWLAND JOINT WATER LINE COMMISSION**  
**LIST OF WARRANTS & CHARGES**  
**MAY 2022**


Check No.	Payee	Inv. Date	Description	Amount
11851	Caselle, Inc.	5/1/2022	Contract Support and Maint. for 6/1/22 to 6/30/22	\$ 120.00
<b>Total</b>				<b>\$ 120.00</b>
EFT	Three Valleys Municipal Water District	3/31/2022	PM-15A	\$ 934,283.00
		3/31/2022	PM-15B	\$ 4,846.10
		3/31/2022	PM-21	\$ 460,717.60
		3/31/2022	LRP Credit (City of Pomona	\$ (7,810.00)
		3/31/2022	TVMWD Capacity	\$ 6,757.84
		3/31/2022	TVMWD Water Use	\$ 6,492.69
		3/31/2022	MWD Capacity	\$ 29,813.50
<b>Total</b>				<b>\$ 1,435,100.73</b>
<b>Total Expenditures</b>				<b>\$ 1,435,220.73</b>



**POMONA-WALNUT-ROWLAND JWLC**  
**BALANCE SHEET**  
**MARCH 2022**

<b>1 Assets</b>		
<b>2 Cash &amp; Investments</b>		
3 Citizens Business Bank	\$	472,863
4 LAIF		1,480,916
5 LAIF - Fair Market Value		123
<b>6 Total Cash &amp; Investments</b>		<b>1,953,902</b>
<b>7 Other Current Assets</b>		
8 Accounts Receivable - Water Sales		2,549,461
9 Interest Receivable		1,167
10 Prepaid Expenses		1,907
<b>11 Total Other Current Assets</b>		<b>2,552,535</b>
<b>12 Fixed Assets</b>		
13 Pipeline		2,281,203
14 Service Connections		85,277
15 Telemetry System		104,000
16 Accumulated Depreciation		(994,750)
<b>17 Total Fixed Assets</b>		<b>1,475,731</b>
<b>18 Total Assets</b>	<b>\$</b>	<b>5,982,167</b>
<b>19 Liabilities &amp; Fund Balance</b>		
<b>20 Current Liabilities</b>		
21 Accounts Payable	\$	2,828,571
<b>22 Total Current Liabilities</b>		<b>2,828,571</b>
<b>23 Fund Balance</b>		
24 Net Investment in Fixed Assets		1,381,606
25 Unappropriated Surplus		782,783
26 Retained Earnings		948,456
27 Net Income		40,752
<b>28 Total Fund Balance</b>		<b>3,153,597</b>
<b>29 Total Liabilities &amp; Fund Balance</b>	<b>\$</b>	<b>5,982,167</b>






**POMONA-WALNUT-ROWLAND JWLC**  
**STATEMENT OF INCOME & EXPENSES**  
**For The Period Ending March 31, 2022**

	<b>MARCH 2022 YTD</b>	<b>ANNUAL BUDGET</b>	<b>\$ DIFFERENCE</b>	<b>% OF BUDGET</b>
<b>1 Income</b>				
2 Water Sales				
3 MWD PM-15	10,697,990	11,815,578	1,117,588	91%
4 TVMWD PM-21	5,170,004	8,214,703	3,044,699	63%
5 Total Water Sales	15,867,995	20,030,281	4,162,286	79%
6 Fixed Charges				
7 MWD CRC Charge	250,699	340,140	89,441	74%
8 TVMWD Connected Capacity	57,175	77,050	19,875	74%
9 TVMWD Water Use Charge	55,940	75,036	19,096	75%
10 Total Fixed Charges	363,815	492,226	128,411	74%
11 Depr. & Replacement				
12 Depreciation Charge	14,242	18,989	4,747	75%
13 Replacement Charge	18,251	24,334	6,084	75%
14 Total Depr. & Replacement	32,492	43,323	10,831	75%
15 Admin. Budget Assessment	74,850	99,800	24,950	75%
16 Interest Income	2,920	12,750	9,830	23%
17 Other Income	2,081	-	(2,081)	0%
<b>18 Total Income</b>	<b>\$ 16,344,152</b>	<b>\$ 20,678,380</b>	<b>\$ 4,334,228</b>	<b>79%</b>
<b>19 Expenses</b>				
20 Water Purchases				
21 MWD PM-15	10,697,990	11,815,578	1,117,588	91%
22 TVMWD PM-21	5,170,005	8,214,703	3,044,699	63%
23 Total Water Purchases	15,867,995	20,030,281	4,162,286	79%
24 Fixed Charges				
25 MWD Capacity Charge	250,699	340,140	89,441	74%
26 TVMWD Connected Capacity	57,175	77,050	19,875	74%
27 TVMWD Water Use Charge	55,940	75,036	19,096	75%
28 Total Fixed Charges	363,815	492,226	128,411	74%
29 Equipment & Line Maintenance	11,286	18,000	6,714	63%
30 Contract Services				
31 WVWD	40,500	54,000	13,500	75%
32 RWD	7,650	10,200	2,550	75%
33 Total Contract Services	48,150	64,200	16,050	75%
34 Administrative				
35 Legal	815	5,000	4,185	16%
36 Insurance	2,183	2,200	17	99%
37 Audit & Bookkeeping	5,443	5,500	57	99%
38 Other Admin Costs / Supplies	1,890	2,900	1,010	65%
39 ACWA Dues	1,824	2,000	176	91%
40 Total Administrative	12,155	17,600	5,445	69%
41 Project Development	-	450,000	450,000	0%
<b>42 Total Expenses</b>	<b>\$ 16,303,401</b>	<b>\$ 21,072,307</b>	<b>\$ 4,768,906</b>	<b>77%</b>
<b>43 Net Income</b>	<b>\$ 40,752</b>	<b>\$ (393,927)</b>	<b>\$ (434,679)</b>	<b>-10%</b>


*No assurance is provided on these financial statements. The financial statements do not include a statement of cash flows. Substantially all disclosures required by accounting principles generally accepted in the United States are not included.*



**POMONA-WALNUT-ROWLAND JWLC**  
**INVESTMENT REPORT**  
*For The Period Ending January 31, 2022*

Account Type	Issuer	Par Value	Market Value	Coupon Rate	Effective Yield	Accrued Interest Current Quarter*	Interest Deposited Fiscal YTD	Total Accrued & Deposited Interest Fiscal YTD	% of Portfolio
Investment Account	Local Agency Investment Fund	\$ 1,480,916	\$ 1,477,123	0.23%	0.23%	\$ -	\$ 1,753	\$ 1,753	90.12%
Checking	Citizens Business Bank	\$ 161,990	\$ 161,990	0.00%	0.00%	N/A	N/A	N/A	9.88%
<b>Total Cash &amp; Investments</b>		<b>\$ 1,642,906</b>	<b>\$ 1,639,113</b>	<b>0.21%</b>	<b>0.21%</b>	<b>\$ -</b>	<b>\$ 1,753</b>	<b>\$ 1,753</b>	<b>100.00%</b>
					<i>Weighted Average %</i>				


*All investments listed in this report comply with the Commission's Statement of Investment Policy. The Commission's cash balances and investment portfolio provides sufficient cash flow and liquidity to meet all normal obligations, excluding the purchase of water, for at least a six month period of time. All investment interest values shown above are based on annual rates of return.*



**POMONA-WALNUT-ROWLAND JWLC**  
**INVESTMENT REPORT**  
*For The Period Ending February 28, 2022*

Account Type	Issuer	Par Value	Market Value	Coupon Rate	Effective Yield	Accrued Interest Current Quarter*	Interest Deposited Fiscal YTD	Total Accrued & Deposited Interest Fiscal YTD	% of Portfolio
Investment Account	Local Agency Investment Fund	\$ 1,480,916	\$ 1,477,123	0.28%	0.28%	\$ -	\$ 1,753	\$ 1,753	89.25%
Checking	Citizens Business Bank	\$ 177,833	\$ 177,833	0.00%	0.00%	N/A	N/A	N/A	10.75%
<b>Total Cash &amp; Investments</b>		<b>\$ 1,658,749</b>	<b>\$ 1,654,956</b>	<b>0.25%</b>	<b>0.25%</b>	<b>\$ -</b>	<b>\$ 1,753</b>	<b>\$ 1,753</b>	<b>100.00%</b>
				<i>Weighted Average %</i>					


*All investments listed in this report comply with the Commission's Statement of Investment Policy. The Commission's cash balances and investment portfolio provides sufficient cash flow and liquidity to meet all normal obligations, excluding the purchase of water, for at least a six month period of time. All investment interest values shown above are based on annual rates of return.*



**POMONA-WALNUT-ROWLAND JWLC**  
**INVESTMENT REPORT**  
*For The Period Ending March 31, 2022*

Account Type	Issuer	Par Value	Market Value	Coupon Rate	Effective Yield	Accrued Interest Current Quarter*	Interest Deposited Fiscal YTD	Total Accrued & Deposited Interest Fiscal YTD	% of Portfolio
Investment Account	Local Agency Investment Fund	\$ 1,480,916	\$ 1,464,261	0.37%	0.37%	\$ 1,167	\$ 1,753	\$ 2,920	75.59%
Checking	Citizens Business Bank	\$ 472,863	\$ 472,863	0.00%	0.00%	N/A	N/A	N/A	24.41%
<b>Total Cash &amp; Investments</b>		<b>\$ 1,953,779</b>	<b>\$ 1,937,124</b>	<b>0.28%</b>	<b>0.28%</b>	<b>\$ 1,167</b>	<b>\$ 1,753</b>	<b>\$ 2,920</b>	<b>100.00%</b>
					<i>Weighted Average %</i>				

*All investments listed in this report comply with the Commission's Statement of Investment Policy. The Commission's cash balances and investment portfolio provides sufficient cash flow and liquidity to meet all normal obligations, excluding the purchase of water, for at least a six month period of time. All investment interest values shown above are based on annual rates of return.*



**POMONA-WALNUT-ROWLAND JWLC**  
**INVESTMENT REPORT**  
*For The Period Ending April 30, 2022*

Account Type	Issuer	Par Value	Market Value	Coupon Rate	Effective Yield	Accrued Interest Current Quarter*	Interest Deposited Fiscal YTD	Total Accrued & Deposited Interest Fiscal YTD	% of Portfolio
Investment Account	Local Agency Investment Fund	\$ 1,482,083	\$ 1,465,415	0.52%	0.52%	\$ -	\$ 2,920	\$ 2,920	79.58%
Checking	Citizens Business Bank	\$ 375,978	\$ 375,978	0.00%	0.00%	N/A	N/A	N/A	20.42%
<b>Total Cash &amp; Investments</b>		<b>\$ 1,858,061</b>	<b>\$ 1,841,392</b>	<b>0.42%</b>	<b>0.42%</b>	<b>\$ -</b>	<b>\$ 2,920</b>	<b>\$ 2,920</b>	<b>100.00%</b>
				<i>Weighted Average %</i>					

*All investments listed in this report comply with the Commission's Statement of Investment Policy. The Commission's cash balances and investment portfolio provides sufficient cash flow and liquidity to meet all normal obligations, excluding the purchase of water, for at least a six month period of time. All investment interest values shown above are based on annual rates of return.*

# POMONA-WALNUT-ROWLAND JOINT WATER LINE COMMISSION

271 South Brea Canyon Road  
Walnut, California 91789-3002  
(909) 595-1268 • (626) 964-6551 • FAX (909) 594-9532

## MEMORANDUM

**TO:** Commissioners Kwong, Lima, and Preciado      **DATE:** June 9, 2022  
**FROM:** Tom Monk, Administrative Officer  
**SUBJECT:** Approval of Proposed Budget for Fiscal Year 2022-23

Attached is the proposed operating budget for the Pomona-Walnut-Rowland Joint Water Line. Listed below are some of the highlights of the proposed budget.

### **Water Purchases:**

Total water purchases are based on a three-year average of total water purchased with conservation efforts applied based on agency preference. FY 22-23 water purchases are estimated at 17,275 acre-feet, a decrease of 775 acre-feet from the previous year's budget. The cost of the purchased water is \$20,052,027.

The budget reflects the purchased water costs of MWD's and Three Valleys' water rate structures. The water purchases line item, as shown on page 5 of 5, includes the direct pass through of costs associated with the purchase of Tier I water from the Weymouth and Miramar Water Treatment Plants and is reflective of the January 1, 2023, increase of \$82 per acre foot.

### **Assessments:**

MWD's Capacity Charge is an assessment levied by MWD and is allocated to each agency based on their highest peak water use during the previous three years. The total charge for FY 22-23 is \$332,043, a decrease of 2.4% from prior year's budget.

TVMWD Assessments includes certain fixed charges which are collected annually. The total charges for FY 22-23 is \$164,124, an increase of 7.4% over the prior year's budget.

In continuing with the auditor's recommendation to fund depreciation and establish a reserve fund for pipeline replacement, \$43,323 has been included in the budget representing the amount necessary to fund 25% of future pipeline replacement costs.




**Other Operating Expenses:**

Operating Expenses are estimated to remain flat, with no increase expected. Additionally, the current year budget includes \$450,000 to provide funds for the development of a Pomona Basin Water Treatment and Supply Project. These funds were collected in prior years, and it is anticipated that these funds will be spent during FY 22-23.

***Attachments:***

- *P-W-R Joint Water Line Fiscal Year 2022-23 Budget*

# P-W-R JOINT WATER LINE FISCAL YEAR 2022-23 *BUDGET*





POMONA - WALNUT - ROWLAND JOINT WATER LINE  
FY 2022-2023  
BUDGET - SUMMARY

**REVENUES**

Water Sales to Member Agencies	\$ 20,052,027
Water Sales Assessments (MWD, TVMWD)	496,167
Member Agency Assessments (Pomona, WVWD, RWD)	100,800
Member Agency Reserve Transfer Assessment (Pomona, WVWD, RWD)	43,323
Interest & Other Income	<u>7,000</u>
<b>TOTAL REVENUES</b>	<b>\$ 20,699,317</b>

**OPERATING EXPENDITURES**

Contract Personnel	\$ 64,200
Operating	486,600
Water Purchases & TVMWD Assessments	<u>20,548,194</u>
<b>TOTAL OPERATING EXPENDITURES</b>	<b>\$ 21,098,994</b>

**GROSS INCOME (LOSS)    \$    (399,677)**

**RESERVE TRANSFERS**

Depreciation and Replacement Reserve	\$    (43,323)
Special Project Development Funds	<u>450,000</u>
	<b>\$ 406,677</b>

**NET INCOME AFTER TRANSFERS\*    \$        7,000**

\*This figure represents the estimated balance to be added to or subtracted from Retained Earnings for the year after Reserve Transfers. (See Page 1 for recap)

POMONA - WALNUT - ROWLAND JOINT WATER LINE  
 FY 2022-2023  
 BUDGET

Line Item	2020-21 Budgeted	2021-22 Budgeted	9 Months Actuals	12 Month Projected	2022-23 Proposed	Line Item Justification																																																																																															
<b>REVENUES</b>																																																																																																					
Water Sales to Member Agencies	\$ 19,517,808	\$ 20,030,281	\$ 15,867,995	\$ 21,354,851	\$ 20,052,027	Water Sales is the proposed amount of water sold to member agencies. (see page 5 for details). <span style="float: right;">\$20,052,027</span>																																																																																															
						<b>TOTAL</b> <span style="float: right;"><u>\$20,052,027</u></span>																																																																																															
Member Agency Assessments	536,974	593,807	438,665	585,407	596,967	Funds received from member agencies for MWD, TVMWD Assessments, PWR Personnel and Operating Costs and Surcharge. Members are assessed based on the following percentages and fixed amount: <table style="margin-left: 20px; width: 80%; border-collapse: collapse;"> <thead> <tr> <th></th> <th style="text-align: center;"><u>Pomona</u></th> <th style="text-align: center;"><u>Walnut</u></th> <th style="text-align: center;"><u>Rowland</u></th> <th></th> </tr> </thead> <tbody> <tr> <td>MWD Assessments*</td> <td></td> <td></td> <td></td> <td></td> </tr> <tr> <td>Capacity Charge</td> <td style="text-align: center;">30.43%</td> <td style="text-align: center;">43.48%</td> <td style="text-align: center;">26.09%</td> <td style="text-align: right;">\$ 332,043</td> </tr> <tr> <td></td> <td></td> <td></td> <td></td> <td style="text-align: right;">\$ 332,043</td> </tr> <tr> <td>TVMWD Assessments**</td> <td></td> <td></td> <td></td> <td></td> </tr> <tr> <td>Conn. Capacity</td> <td style="text-align: center;">52.00%</td> <td style="text-align: center;">28.00%</td> <td style="text-align: center;">20.00%</td> <td style="text-align: right;">\$ 83,699</td> </tr> <tr> <td>Import Water Use</td> <td style="text-align: center;">21.91%</td> <td style="text-align: center;">49.48%</td> <td style="text-align: center;">28.61%</td> <td style="text-align: right;">\$ 80,425</td> </tr> <tr> <td></td> <td></td> <td></td> <td></td> <td style="text-align: right;">\$ 164,124</td> </tr> <tr> <td>PWR Assessments</td> <td></td> <td></td> <td></td> <td></td> </tr> <tr> <td>Personnel</td> <td style="text-align: center;">33.33%</td> <td style="text-align: center;">33.33%</td> <td style="text-align: center;">33.33%</td> <td style="text-align: right;">\$ 64,200</td> </tr> <tr> <td>Operating</td> <td style="text-align: center;">33.33%</td> <td style="text-align: center;">33.33%</td> <td style="text-align: center;">33.33%</td> <td style="text-align: right;">\$ 36,600</td> </tr> <tr> <td>Project Development</td> <td style="text-align: center;">33.33%</td> <td style="text-align: center;">33.33%</td> <td style="text-align: center;">33.33%</td> <td style="text-align: right;">\$ -</td> </tr> <tr> <td></td> <td></td> <td></td> <td></td> <td style="text-align: right;">\$ 100,800</td> </tr> <tr> <td colspan="6"></td> <td style="text-align: right;"><b>TOTAL</b> <span style="float: right;"><b>\$ 596,967</b></span></td> </tr> <tr> <td>Member Agency Reserve Transfer Assessment</td> <td style="text-align: right;">43,323</td> <td style="text-align: right;">43,323</td> <td style="text-align: right;">32,492</td> <td style="text-align: right;">43,323</td> <td style="text-align: right;">43,323</td> <td>           Reserve for Depreciation and Replacement           <table style="margin-left: 20px; width: 80%; border-collapse: collapse;"> <tbody> <tr> <td>Depreciation (1)</td> <td></td> <td style="text-align: right;">\$5,699</td> <td style="text-align: right;">18,989</td> </tr> <tr> <td>Replacement (2)</td> <td></td> <td style="text-align: right;">\$4,592</td> <td style="text-align: right;">24,334</td> </tr> <tr> <td>Per agency cost to fund 25% pipeline replacement</td> <td></td> <td></td> <td style="text-align: right;"><u>43,323</u></td> </tr> <tr> <td colspan="3"></td> <td style="text-align: right;"><b>TOTAL</b> <span style="float: right;"><b>\$ 43,323</b></span></td> </tr> </tbody> </table>           (1) Audit Schedule (2) Engineer's Report         </td> </tr> </tbody> </table>		<u>Pomona</u>	<u>Walnut</u>	<u>Rowland</u>		MWD Assessments*					Capacity Charge	30.43%	43.48%	26.09%	\$ 332,043					\$ 332,043	TVMWD Assessments**					Conn. Capacity	52.00%	28.00%	20.00%	\$ 83,699	Import Water Use	21.91%	49.48%	28.61%	\$ 80,425					\$ 164,124	PWR Assessments					Personnel	33.33%	33.33%	33.33%	\$ 64,200	Operating	33.33%	33.33%	33.33%	\$ 36,600	Project Development	33.33%	33.33%	33.33%	\$ -					\$ 100,800							<b>TOTAL</b> <span style="float: right;"><b>\$ 596,967</b></span>	Member Agency Reserve Transfer Assessment	43,323	43,323	32,492	43,323	43,323	Reserve for Depreciation and Replacement <table style="margin-left: 20px; width: 80%; border-collapse: collapse;"> <tbody> <tr> <td>Depreciation (1)</td> <td></td> <td style="text-align: right;">\$5,699</td> <td style="text-align: right;">18,989</td> </tr> <tr> <td>Replacement (2)</td> <td></td> <td style="text-align: right;">\$4,592</td> <td style="text-align: right;">24,334</td> </tr> <tr> <td>Per agency cost to fund 25% pipeline replacement</td> <td></td> <td></td> <td style="text-align: right;"><u>43,323</u></td> </tr> <tr> <td colspan="3"></td> <td style="text-align: right;"><b>TOTAL</b> <span style="float: right;"><b>\$ 43,323</b></span></td> </tr> </tbody> </table> (1) Audit Schedule (2) Engineer's Report	Depreciation (1)		\$5,699	18,989	Replacement (2)		\$4,592	24,334	Per agency cost to fund 25% pipeline replacement			<u>43,323</u>				<b>TOTAL</b> <span style="float: right;"><b>\$ 43,323</b></span>
	<u>Pomona</u>	<u>Walnut</u>	<u>Rowland</u>																																																																																																		
MWD Assessments*																																																																																																					
Capacity Charge	30.43%	43.48%	26.09%	\$ 332,043																																																																																																	
				\$ 332,043																																																																																																	
TVMWD Assessments**																																																																																																					
Conn. Capacity	52.00%	28.00%	20.00%	\$ 83,699																																																																																																	
Import Water Use	21.91%	49.48%	28.61%	\$ 80,425																																																																																																	
				\$ 164,124																																																																																																	
PWR Assessments																																																																																																					
Personnel	33.33%	33.33%	33.33%	\$ 64,200																																																																																																	
Operating	33.33%	33.33%	33.33%	\$ 36,600																																																																																																	
Project Development	33.33%	33.33%	33.33%	\$ -																																																																																																	
				\$ 100,800																																																																																																	
						<b>TOTAL</b> <span style="float: right;"><b>\$ 596,967</b></span>																																																																																															
Member Agency Reserve Transfer Assessment	43,323	43,323	32,492	43,323	43,323	Reserve for Depreciation and Replacement <table style="margin-left: 20px; width: 80%; border-collapse: collapse;"> <tbody> <tr> <td>Depreciation (1)</td> <td></td> <td style="text-align: right;">\$5,699</td> <td style="text-align: right;">18,989</td> </tr> <tr> <td>Replacement (2)</td> <td></td> <td style="text-align: right;">\$4,592</td> <td style="text-align: right;">24,334</td> </tr> <tr> <td>Per agency cost to fund 25% pipeline replacement</td> <td></td> <td></td> <td style="text-align: right;"><u>43,323</u></td> </tr> <tr> <td colspan="3"></td> <td style="text-align: right;"><b>TOTAL</b> <span style="float: right;"><b>\$ 43,323</b></span></td> </tr> </tbody> </table> (1) Audit Schedule (2) Engineer's Report	Depreciation (1)		\$5,699	18,989	Replacement (2)		\$4,592	24,334	Per agency cost to fund 25% pipeline replacement			<u>43,323</u>				<b>TOTAL</b> <span style="float: right;"><b>\$ 43,323</b></span>																																																																															
Depreciation (1)		\$5,699	18,989																																																																																																		
Replacement (2)		\$4,592	24,334																																																																																																		
Per agency cost to fund 25% pipeline replacement			<u>43,323</u>																																																																																																		
			<b>TOTAL</b> <span style="float: right;"><b>\$ 43,323</b></span>																																																																																																		

POMONA - WALNUT - ROWLAND JOINT WATER LINE  
FY 2022-2023  
BUDGET

Line Item	2020-21 Budgeted	2021-22 Budgeted	9 Months Actuals	12 Month Projected	2022-23 Proposed	Line Item Justification
Interest & Other Income	\$ 12,750	\$ 12,750	\$ 5,001	\$ 7,000	7,000	Interest income from reserves and miscellaneous income
<b>TOTAL REVENUES</b>	<b>\$ 20,110,855</b>	<b>\$ 20,680,161</b>	<b>\$ 16,344,153</b>	<b>\$ 21,990,581</b>	<b>\$ 20,699,317</b>	

\*MWD Capacity Charge Assessment based on each agency peak usage (CFS) for previous 3 years 2019, 2020, & 2021

\*\*TVMWD Assessment based on TVMWD Fixed Charges Summary.

Connected Capacity based on each agency Connected Capacity through JWL.

Import Water Use allocation based on PWR Historical Water Use for fiscal years 18-19, 19-20, 20-21

<b>EXPENDITURES</b>						
<b>PERSONNEL</b>						
Administrative/Operating	\$ 64,200	\$ 64,200	\$ 48,150	\$ 64,200	64,200	Administrative
Contract Services						Operations
						Secretarial
						Treasurer
						<b>TOTAL</b>
						\$ 64,200
<b>TOTAL PERSONNEL</b>	<b>\$ 64,200</b>	<b>\$ 64,200</b>	<b>\$ 48,150</b>	<b>\$ 64,200</b>	<b>\$ 64,200</b>	
<b>OPERATING</b>						
Insurance	\$ 2,200	\$ 2,200	\$ 2,183	\$ 2,200	2,200	Based on anticipated cost for insurance from JPIA.
Dues	2,000	3,000	1,824	2,000	3,000	ACWA Dues
Audit & Bookkeeping Fees	5,500	5,500	5,443	5,500	5,500	Audit and Bookkeeping
Other Admin. Costs/Supplies	2,900	2,900	1,890	2,500	2,900	Other Operating & Administrative Costs
Legal Fees	5,000	5,000	815	1,000	5,000	JPA Representation
Equipment & Line Maintenance	18,000	18,000	11,286	15,000	18,000	Purchase of Tools, materials and supplies, Vehicle Miles, USA Mark-ups, also includes quarterly meter testing and engineering related services.
Project Development	450,000	450,000	-	-	450,000	Funds for the development of a joint project in the Pomona Basin.
<b>TOTAL OPERATING</b>	<b>\$ 485,600</b>	<b>\$ 486,600</b>	<b>\$ 23,441</b>	<b>\$ 28,200</b>	<b>\$ 486,600</b>	
Water Purchases	\$ 19,517,808	\$ 20,030,281	\$ 15,867,995	\$ 21,354,851	\$ 20,052,027	Projected water purchases for FY 2022- 2023 = 17,275 Acre-Feet
						Proposed Water Sales to Member Agencies
						<b>TOTAL</b>
						<b>\$ 20,052,027</b>
<b>TOTAL WATER PURCHASES</b>	<b>\$ 19,517,808</b>	<b>\$ 20,030,281</b>	<b>\$ 15,867,995</b>	<b>\$ 21,354,851</b>	<b>\$ 20,052,027</b>	

POMONA - WALNUT - ROWLAND JOINT WATER LINE  
 FY 2022-2023  
 BUDGET

Line Item	2020-21 Budgeted	2021-22 Budgeted	9 Months Actuals	12 Month Projected	2022-23 Proposed	Line Item Justification
<b>ASSESSMENTS</b>						
MWD Assessments	\$ 293,890	\$ 340,140	\$ 250,699	\$ 340,140	\$ 332,043	MWD Annual "Fixed Charge" Assessment (Capacity Charge)
TVMWD Assessments	143,284	152,867	113,115	152,867	164,124	TVMWD Annual "Fixed Charge" Assessment (Connected Capacity & Import Water Use)
<b>TOTAL ASSESSMENTS</b>	\$ 437,174	\$ 493,007	\$ 363,814	\$ 493,007	\$ 496,167	
<b>TOTAL EXPENDITURE BUDGET</b>	\$ 20,504,782	\$ 21,074,088	\$ 16,303,400	\$ 21,940,258	\$ 21,098,994	Total Personnel, Operating and Water Purchases Expenditures.
<b>TOTAL REVENUE BUDGET</b>	\$ 20,110,855	\$ 20,680,161	\$ 16,344,153	\$ 21,990,581	\$ 20,699,317	
<b>NET INCOME</b>	\$ (393,927)	\$ (393,927)	\$ 40,753	\$ 50,323	\$ (399,677)	This figure represents the estimated Favorable (Unfavorable) balance at year end.
<b>RESERVE TRANSFERS</b>						
Depreciation and Replacement	\$ 43,323	\$ 43,323	\$ -	\$ 43,323	43,323	Total Transfer for Depreciation and Replacement Reserve
Special Project Development	\$ (450,000)	\$ (450,000)	-	\$ -	(450,000)	Special Project Development (Assessed FY17-18)
<b>BALANCE</b>	\$ 12,750	\$ 12,750	\$ 40,753	\$ 7,000	\$ 7,000	This figure represents the estimated balance to be added to or subtracted from Retained Earnings for the year minus the Reserve Transfer. (See Page 1 for recap)

POMONA - WALNUT - ROWLAND JOINT WATER LINE  
 FY 2022-23 Schedule  
 Water Use and Charges

WATER SOURCES	Acre-Foot Purchases	Cost Per Acre- Foot	Acre-Foot Purchases	Cost Per Acre-Foot	Average Cost/Acre-Foot	TOTAL COST
<b>July 2022 - December 2022</b>						
	<b>TIER I</b>		<b>TIER II</b>			
Miramar PM-21 Connection	-	\$ 1,127.00	-	\$ 1,169.00	\$0	
Weymouth PM-15 Connection	10,164	\$ 1,127.00	-	\$ 1,169.00	\$11,454,828	\$11,454,828
Sub-Total Acre-Feet	10,164		-		10,164	
<b>January 2023 - June 2023</b>						
	<b>TIER I</b>		<b>TIER II</b>			
Miramar PM-21 Connection	-	\$ 1,209.00	-	\$ 1,418.00	\$0	
Weymouth PM-15 Connection	7,111	\$ 1,209.00	-	\$ 1,418.00	\$8,597,199	\$8,597,199
Sub-Total Acre-Feet	7,111				7,111	
<b>TOTAL PROPOSED WATER PURCHASES</b>	<b>17,275</b>		<b>0</b>		<b>17,275</b>	<b>\$ 20,052,027</b>
<b>ADDITIONAL WATER CHARGES</b>						
MWD Assessments						\$ 332,043
TVMWD Assessments						164,124
PWR Assessments						550,800
PWR Depreciation and Replacement Cost						43,323
						\$ 1,090,290
<b>TOTAL PROPOSED COST OF WATER</b>					<b>\$ 1,223.87</b>	<b>\$ 21,142,317</b>

# POMONA-WALNUT-ROWLAND JOINT WATER LINE COMMISSION


271 South Brea Canyon Road  
Walnut, California 91789-3002  
(909) 595-1268 • (626) 964-6551 • FAX (909) 594-9532

## MEMORANDUM

**TO:** Commissioners Kwong, Lima, and Preciado      **DATE:** June 9, 2022  
**FROM:** Tom Monk, Administrative Officer  
**SUBJECT:** Joint Water Line Operations Report for January 2022-May 2022

Inspection Report: During the four-month period ending on May 31, 2022, all paved portions of the JWL were driven weekly and visually checked for leaks, vandalism, and other potential problems. Additionally, the cross-country sections of the line were walked and nothing unusual was found. Routine maintenance was performed as needed.

Meter Testing: On March 3, 2022, staff tested and calibrated the JWL meters. All meters tested within the established parameters.



## POMONA-WALNUT-ROWLAND JOINT WATER LINE COMMISSION

### WATER USE DISTRIBUTION & BILLING


JANUARY 2022

CONSUMPTION PER AGENCY (Per PWR Meter Reads)		
	Water Consumption (Acre-feet)	Allocation %
Pomona	117.562	13.377%
Walnut	492.591	56.050%
Rowland	268.690	30.573%
LaVerne	-	0.000%
<b>TOTAL</b>	<b>878.843</b>	<b>100.000%</b>

WATER PRODUCTION (ACTUAL)		
	Water Consumption (Acre-feet)	Allocation %
MWD	436.80	48.772%
TVMWD	458.80	51.228%
LaVerne	-	0.000%
Total	895.600	100.000%
PWR	<b>878.843</b>	
Difference	<b>16.757</b>	

CALCULATION OF AGENCY WATER CONSUMPTION (Water consumption billed to each agency based on amount of water purchased from MWD & TVMWD)							
Connection / Description	Billing Difference Allocation (Acre-feet)	Adj. Agency Consumption (Acre-Feet)	Adj. Agency Consumption for Billing (Rounded)	Water Purchased - MWD	Water Purchased - TVMWD	Water Purchased - LaVERNE WELL	Total Water Purchased (Acre-feet)
				48.772%	51.228%	0.000%	100.000%
Pomona	117.562	2.242	119.804	119.8	58.4	61.4	119.8
Walnut	492.591	9.392	501.983	502.0	244.8	257.2	502.0
Rowland	268.690	5.123	273.813	273.8	133.5	140.3	273.8
LaVerne	-	-	-	-	-	-	-
<b>TOTAL</b>	<b>878.843</b>	<b>16.757</b>	<b>895.600</b>	<b>895.6</b>	<b>436.8</b>	<b>458.8</b>	<b>895.6</b>

BILLING CHARGES PER AGENCY											
		MWD PM-15	TVMWD PM-21	MWD Capacity Reservation	TVMWD Connected Capacity	TVMWD Water Use Charge	Depreciation	Replacement	Admin Budget Assessment	MWD LRP Rebate Program	Billing Total
City of Pomona	Cons. (AF)	58.4	61.4							86.3	
	Allocation %			29.17%	52.00%	22.43%	25.00%	25.00%	33.33%		
	Billing Rate	\$ 1,127.00	\$ 1,127.00	\$ 29,813.50	\$ 6,757.84	\$ 6,492.69	\$ -	\$ -	\$ -	\$ (100.00)	
	<b>Total</b>	\$ 65,850.98	\$ 69,167.65	\$ 8,696.60	\$ 3,514.08	\$ 1,456.31	\$ -	\$ -	\$ -	\$ (8,630.00)	\$ 140,055.62
Walnut Valley Water District	Cons. (AF)	244.8	257.2							-	
	Allocation %			45.83%	28.00%	48.74%	25.00%	25.00%	33.33%		
	Billing Rate	\$ 1,127.00	\$ 1,127.00	\$ 29,813.50	\$ 6,757.84	\$ 6,492.69	\$ -	\$ -	\$ -	\$ (100.00)	
	<b>Total</b>	\$ 275,919.07	\$ 289,816.09	\$ 13,663.53	\$ 1,892.20	\$ 3,164.54	\$ -	\$ -	\$ -	\$ -	\$ 584,455.43
Rowland Water District	Cons. (AF)	133.5	140.3							-	
	Allocation %			25.00%	20.00%	28.83%	25.00%	25.00%	33.33%		
	Billing Rate	\$ 1,127.00	\$ 1,127.00	\$ 29,813.50	\$ 6,757.84	\$ 6,492.69	\$ -	\$ -	\$ -	\$ (100.00)	
	<b>Total</b>	\$ 150,503.53	\$ 158,083.86	\$ 7,453.38	\$ 1,351.57	\$ 1,871.84	\$ -	\$ -	\$ -	\$ -	\$ 319,264.18
City of LaVerne	Cons. (AF)	-	-							-	
	Allocation %			0.00%	0.00%	0.00%	0.00%	0.00%	0.00%		
	Billing Rate	\$ 1,127.00	\$ 1,127.00	\$ 29,813.50	\$ 6,757.84	\$ 6,492.69	\$ -	\$ -	\$ -	\$ (100.00)	
	<b>Total</b>	\$ -	\$ -	\$ -	\$ -	\$ -	\$ -	\$ -	\$ -	\$ -	\$ -
<b>Total (A.F.)</b>		<b>436.8</b>	<b>458.8</b>								<b>895.6</b>
<b>Total (\$)</b>		\$ 492,273.58	\$ 517,067.60	\$ 29,813.51	\$ 6,757.85	\$ 6,492.69	\$ -	\$ -	\$ -	\$ (8,630.00)	\$ 1,043,775.23



## POMONA-WALNUT-ROWLAND JOINT WATER LINE COMMISSION

### WATER USE DISTRIBUTION & BILLING

FEBRUARY 2022


CONSUMPTION PER AGENCY (Per PWR Meter Reads)		
	Water Consumption (Acre-feet)	Allocation %
Pomona	254.936	21.710%
Walnut	512.246	43.621%
Rowland	407.119	34.669%
LaVerne	-	0.000%
<b>TOTAL</b>	<b>1,174.301</b>	<b>100.000%</b>

WATER PRODUCTION (ACTUAL)		
	Water Consumption (Acre-feet)	Allocation %
MWD	1,130.40	95.063%
TVMWD	58.70	4.937%
LaVerne	-	0.000%
Total	1,189.100	100.000%
PWR	1,174.301	
Difference	14.799	

CALCULATION OF AGENCY WATER CONSUMPTION (Water consumption billed to each agency based on amount of water purchased from MWD & TVMWD)							
Connection / Description	Billing Difference Allocation (Acre-feet)	Adj. Agency Consumption (Acre-Feet)	Adj. Agency Consumption for Billing (Rounded)	Water Purchased - MWD	Water Purchased - TVMWD	Water Purchased - LaVERNE WELL	Total Water Purchased (Acre-feet)
				95.063%	4.937%	0.000%	100.000%
Pomona	254.936	3.213	258.149	258.1	245.4	12.7	258.1
Walnut	512.246	6.456	518.702	518.7	493.1	25.6	518.7
Rowland	407.119	5.131	412.250	412.2	391.9	20.4	412.2
LaVerne	-	-	-	-	-	-	-
<b>TOTAL</b>	<b>1,174.301</b>	<b>14.799</b>	<b>1,189.100</b>	<b>1,189.1</b>	<b>1,130.4</b>	<b>58.7</b>	<b>1,189.1</b>

BILLING CHARGES PER AGENCY											
		MWD PM-15	TVMWD PM-21	MWD Capacity Reservation	TVMWD Connected Capacity	TVMWD Water Use Charge	Depreciation	Replacement	Admin Budget Assessment	MWD LRP Rebate Program	Billing Total
City of Pomona	Cons. (AF)	245.4	12.7							82.0	
	Allocation %			29.17%	52.00%	22.43%	25.00%	25.00%	33.33%		
	Billing Rate	\$ 1,127.00	\$ 1,127.00	\$ 29,813.50	\$ 6,757.84	\$ 6,492.69	\$ -	\$ -	\$ -	\$ (100.00)	
	<b>Total</b>	\$ 276,571.74	\$ 14,361.96	\$ 8,696.60	\$ 3,514.08	\$ 1,456.31	\$ -	\$ -	\$ -	\$ (8,200.00)	\$ 296,400.69
Walnut Valley Water District	Cons. (AF)	493.1	25.6							-	
	Allocation %			45.83%	28.00%	48.74%	25.00%	25.00%	33.33%		
	Billing Rate	\$ 1,127.00	\$ 1,127.00	\$ 29,813.50	\$ 6,757.84	\$ 6,492.69	\$ -	\$ -	\$ -	\$ (100.00)	
	<b>Total</b>	\$ 555,718.95	\$ 28,857.66	\$ 13,663.53	\$ 1,892.20	\$ 3,164.54	\$ -	\$ -	\$ -	\$ -	\$ 603,296.88
Rowland Water District	Cons. (AF)	391.9	20.4							-	
	Allocation %			25.00%	20.00%	28.83%	25.00%	25.00%	33.33%		
	Billing Rate	\$ 1,127.00	\$ 1,127.00	\$ 29,813.50	\$ 6,757.84	\$ 6,492.69	\$ -	\$ -	\$ -	\$ (100.00)	
	<b>Total</b>	\$ 441,670.09	\$ 22,935.28	\$ 7,453.38	\$ 1,351.57	\$ 1,871.84	\$ -	\$ -	\$ -	\$ -	\$ 475,282.16
City of LaVerne	Cons. (AF)	-	-							-	
	Allocation %			0.00%	0.00%	0.00%	0.00%	0.00%	0.00%		
	Billing Rate	\$ 1,127.00	\$ 1,127.00	\$ 29,813.50	\$ 6,757.84	\$ 6,492.69	\$ -	\$ -	\$ -	\$ (100.00)	
	<b>Total</b>	\$ -	\$ -	\$ -	\$ -	\$ -	\$ -	\$ -	\$ -	\$ -	\$ -
<b>Total (A.F.)</b>		<b>1,130.4</b>	<b>58.7</b>								<b>1,189.1</b>
<b>Total (\$)</b>		\$ 1,273,960.78	\$ 66,154.90	\$ 29,813.51	\$ 6,757.85	\$ 6,492.69	\$ -	\$ -	\$ -	\$ (8,200.00)	\$ 1,374,979.73





## POMONA-WALNUT-ROWLAND JOINT WATER LINE COMMISSION

### WATER USE DISTRIBUTION & BILLING


MARCH 2022

CONSUMPTION PER AGENCY (Per PWR Meter Reads)		
	Water Consumption (Acre-feet)	Allocation %
Pomona	179.775	14.383%
Walnut	548.749	43.903%
Rowland	521.377	41.713%
LaVerne	-	0.000%
<b>TOTAL</b>	<b>1,249.901</b>	<b>100.000%</b>

WATER PRODUCTION (ACTUAL)		
	Water Consumption (Acre-feet)	Allocation %
MWD	833.30	67.088%
TVMWD	408.80	32.912%
LaVerne	-	0.000%
Total	1,242.100	100.000%
PWR	1,249.901	
Difference	(7.801)	

CALCULATION OF AGENCY WATER CONSUMPTION (Water consumption billed to each agency based on amount of water purchased from MWD & TVMWD)							
Connection / Description	Billing Difference Allocation (Acre-feet)	Adj. Agency Consumption (Acre-Feet)	Adj. Agency Consumption for Billing (Rounded)	Water Purchased - MWD	Water Purchased - TVMWD	Water Purchased - LaVERNE WELL	Total Water Purchased (Acre-feet)
				67.088%	32.912%	0.000%	100.000%
Pomona	179.775	(1.122)	178.653	178.7	119.9	58.8	178.7
Walnut	548.749	(3.425)	545.324	545.3	365.8	179.5	545.3
Rowland	521.377	(3.254)	518.123	518.1	347.6	170.5	518.1
LaVerne	-	-	-	-	-	-	-
<b>TOTAL</b>	<b>1,249.901</b>	<b>(7.801)</b>	<b>1,242.100</b>	<b>1,242.1</b>	<b>833.3</b>	<b>408.8</b>	<b>1,242.1</b>

BILLING CHARGES PER AGENCY											
		MWD PM-15	TVMWD PM-21	MWD Capacity Reservation	TVMWD Connected Capacity	TVMWD Water Use Charge	Depreciation	Replacement	Admin Budget Assessment	MWD LRP Rebate Program	Billing Total
City of Pomona	Cons. (AF)	119.9	58.8							78.1	
	Allocation %			29.17%	52.00%	22.43%	25.00%	25.00%	33.33%		
	Billing Rate	\$ 1,127.00	\$ 1,127.00	\$ 29,813.50	\$ 6,757.84	\$ 6,492.69	\$ 5,699.00	\$ 4,592.00	\$ 24,950.00	\$ (100.00)	
	<b>Total</b>	<b>\$ 135,076.25</b>	<b>\$ 66,265.65</b>	<b>\$ 8,696.60</b>	<b>\$ 3,514.08</b>	<b>\$ 1,456.31</b>	<b>\$ 1,424.75</b>	<b>\$ 1,148.00</b>	<b>\$ 8,316.67</b>	<b>\$ (7,810.00)</b>	<b>\$ 218,088.31</b>
Walnut Valley Water District	Cons. (AF)	365.8	179.5							-	
	Allocation %			45.83%	28.00%	48.74%	25.00%	25.00%	33.33%		
	Billing Rate	\$ 1,127.00	\$ 1,127.00	\$ 29,813.50	\$ 6,757.84	\$ 6,492.69	\$ 7,734.00	\$ 12,102.00	\$ 24,950.00	\$ (100.00)	
	<b>Total</b>	<b>\$ 412,309.58</b>	<b>\$ 202,270.68</b>	<b>\$ 13,663.53</b>	<b>\$ 1,892.20</b>	<b>\$ 3,164.54</b>	<b>\$ 1,933.50</b>	<b>\$ 3,025.50</b>	<b>\$ 8,316.67</b>	<b>\$ -</b>	<b>\$ 646,576.20</b>
Rowland Water District	Cons. (AF)	347.6	170.5							-	
	Allocation %			25.00%	20.00%	28.83%	25.00%	25.00%	33.33%		
	Billing Rate	\$ 1,127.00	\$ 1,127.00	\$ 29,813.50	\$ 6,757.84	\$ 6,492.69	\$ 5,556.00	\$ 7,640.00	\$ 24,950.00	\$ (100.00)	
	<b>Total</b>	<b>\$ 391,743.25</b>	<b>\$ 192,181.27</b>	<b>\$ 7,453.38</b>	<b>\$ 1,351.57</b>	<b>\$ 1,871.84</b>	<b>\$ 1,389.00</b>	<b>\$ 1,910.00</b>	<b>\$ 8,316.67</b>	<b>\$ -</b>	<b>\$ 606,216.98</b>
City of LaVerne	Cons. (AF)	-	-							-	
	Allocation %			0.00%	0.00%	0.00%	0.00%	0.00%	0.00%		
	Billing Rate	\$ 1,127.00	\$ 1,127.00	\$ 29,813.50	\$ 6,757.84	\$ 6,492.69	\$ -	\$ -	\$ -	\$ (100.00)	
	<b>Total</b>	<b>\$ -</b>	<b>\$ -</b>	<b>\$ -</b>	<b>\$ -</b>	<b>\$ -</b>	<b>\$ -</b>	<b>\$ -</b>	<b>\$ -</b>	<b>\$ -</b>	<b>\$ -</b>
<b>Total (A.F.)</b>		<b>833.3</b>	<b>408.8</b>								<b>1,242.1</b>
<b>Total (\$)</b>		<b>\$ 939,129.08</b>	<b>\$ 460,717.60</b>	<b>\$ 29,813.51</b>	<b>\$ 6,757.85</b>	<b>\$ 6,492.69</b>	<b>\$ 4,747.25</b>	<b>\$ 6,083.50</b>	<b>\$ 24,950.00</b>	<b>\$ (7,810.00)</b>	<b>\$ 1,470,881.48</b>



## POMONA-WALNUT-ROWLAND JOINT WATER LINE COMMISSION WATER USE DISTRIBUTION & BILLING APRIL 2022

CONSUMPTION PER AGENCY (Per PWR Meter Reads)		
	Water Consumption (Acre-feet)	Allocation %
Pomona	73.256	5.640%
Walnut	717.935	55.271%
Rowland	507.737	39.089%
LaVerne	-	0.000%
<b>TOTAL</b>	<b>1,298.928</b>	<b>100.000%</b>

WATER PRODUCTION (ACTUAL)		
	Water Consumption (Acre-feet)	Allocation %
MWD	759.00	58.277%
TVMWD	543.40	41.723%
LaVerne	-	0.000%
Total	1,302.400	100.000%
PWR	1,298.928	
Difference	3.472	

CALCULATION OF AGENCY WATER CONSUMPTION (Water consumption billed to each agency based on amount of water purchased from MWD & TVMWD)							
Connection / Description	Billing Difference Allocation (Acre-feet)	Adj. Agency Consumption (Acre-Feet)	Adj. Agency Consumption for Billing (Rounded)	Water Purchased - MWD	Water Purchased - TVMWD	Water Purchased - LaVERNE WELL	Total Water Purchased (Acre-feet)
				58.277%	41.723%	0.000%	100.000%
Pomona	73.256	0.196	73.452	73.5	42.8	30.6	73.5
Walnut	717.935	1.919	719.854	719.9	419.5	300.3	719.9
Rowland	507.737	1.357	509.094	509.1	296.7	212.4	509.1
LaVerne	-	-	-	-	-	-	-
<b>TOTAL</b>	<b>1,298.928</b>	<b>3.472</b>	<b>1,302.400</b>	<b>1,302.4</b>	<b>759.0</b>	<b>543.4</b>	<b>1,302.4</b>

BILLING CHARGES PER AGENCY											
		MWD PM-15	TVMWD PM-21	MWD Capacity Reservation	TVMWD Connected Capacity	TVMWD Water Use Charge	Depreciation	Replacement	Admin Budget Assessment	MWD LRP Rebate Program	Billing Total
City of Pomona	Cons. (AF)	42.8	30.6							82.8	
	Allocation %			29.17%	52.00%	22.43%	25.00%	25.00%	33.33%		
	Billing Rate	\$ 1,127.00	\$ 1,127.00	\$ 29,813.50	\$ 6,757.84	\$ 6,492.69	\$ -	\$ -	\$ -	\$ (100.00)	
	<b>Total</b>	\$ 48,241.83	\$ 34,538.36	\$ 8,696.60	\$ 3,514.08	\$ 1,456.31	\$ -	\$ -	\$ -	\$ (8,280.00)	\$ 88,167.18
Walnut Valley Water District	Cons. (AF)	419.5	300.3							-	
	Allocation %			45.83%	28.00%	48.74%	25.00%	25.00%	33.33%		
	Billing Rate	\$ 1,127.00	\$ 1,127.00	\$ 29,813.50	\$ 6,757.84	\$ 6,492.69	\$ -	\$ -	\$ -	\$ (100.00)	
	<b>Total</b>	\$ 472,787.23	\$ 338,488.25	\$ 13,663.53	\$ 1,892.20	\$ 3,164.54	\$ -	\$ -	\$ -	\$ -	\$ 829,995.75
Rowland Water District	Cons. (AF)	296.7	212.4							-	
	Allocation %			25.00%	20.00%	28.83%	25.00%	25.00%	33.33%		
	Billing Rate	\$ 1,127.00	\$ 1,127.00	\$ 29,813.50	\$ 6,757.84	\$ 6,492.69	\$ -	\$ -	\$ -	\$ (100.00)	
	<b>Total</b>	\$ 334,363.92	\$ 239,385.19	\$ 7,453.38	\$ 1,351.57	\$ 1,871.84	\$ -	\$ -	\$ -	\$ -	\$ 584,425.90
City of LaVerne	Cons. (AF)	-	-							-	
	Allocation %			0.00%	0.00%	0.00%	0.00%	0.00%	0.00%		
	Billing Rate	\$ 1,127.00	\$ 1,127.00	\$ 29,813.50	\$ 6,757.84	\$ 6,492.69	\$ -	\$ -	\$ -	\$ (100.00)	
	<b>Total</b>	\$ -	\$ -	\$ -	\$ -	\$ -	\$ -	\$ -	\$ -	\$ -	\$ -
<b>Total (A.F.)</b>		<b>759.0</b>	<b>543.4</b>								<b>1,302.4</b>
<b>Total (\$)</b>		<b>\$ 855,392.98</b>	<b>\$ 612,411.80</b>	<b>\$ 29,813.51</b>	<b>\$ 6,757.85</b>	<b>\$ 6,492.69</b>	<b>\$ -</b>	<b>\$ -</b>	<b>\$ -</b>	<b>\$ (8,280.00)</b>	<b>\$ 1,502,588.83</b>