

12. [Operations Report \(pg 18\)](#) Hitchman
 - A. Discussion
 - B. Action Taken
13. [Water Use reports for October 2017 through January 2018 \(pg 22\)](#) Hitchman
 - A. Discussion
 - B. Action Taken
14. Commissioners Questions and Comments
15. Future Discussion Items
16. Adjournment

POMONA-WALNUT-ROWLAND JOINT WATER LINE COMMISSION

271 South Brea Canyon Road • P. O. Box 508
Walnut, California 91789-3002
(909) 595-1268 • (626) 964-6551 • FAX (909) 594-9532

MEMORANDUM

TO: Commissioners Escobar, Kwong, and Lima **DATE:** February 15, 2018
FROM: Erik Hitchman
RE: Rotation of Officers – 2018 Calendar Year

In accordance with the Commission's Bylaws, "at the first regular meeting in a calendar year...." the Commission shall elect officers for that year.

Based on past practice, the Commission will rotate officers with the new officers to be seated as follows:

1. Vice President Mr. Lima will ascend to the position of President,
2. Commissioner Gina Escobar will ascend to the position of Vice President; and,
3. President Scarlet Kwong will be Commissioner

**MINUTES OF THE SEVEN HUNDRED AND EIGHTY THIRD MEETING OF THE
POMONA-WALNUT-ROWLAND JOINT WATER LINE COMMISSION**

October 19, 2017

**At the Offices of the Walnut Valley Water District
Engineering Conference Room**

PRESENT:

Commissioner Ginna Escobar
Commissioner Scarlett Kwong
Commissioner Tony Lima
Alternate Commissioner Teresa Rios

STAFF PRESENT:

Erik Hitchman, Administrative Officer
Sean Henry, Treasurer
Carmen Fleming, Secretary

The meeting was called to order at 4:00 p.m. with Commissioner Kwong presiding.

In attendance: Member agency representative Mr. Tom Coleman, and Mr. Dave Warren, of Rowland Water District; and Mr. Mike Holmes, of Walnut Valley Water District; and Mr. Darron Poulsen, of the City of Pomona; and Mr. Mario Garcia, of Three Valleys Municipal Water District; and Mr. Dan Horan, Board Member of Three Valleys Municipal Water District; and Mr. Robert Callanan, of White Nelson Diehl Evans, LLP.

Item 3: Public Comment

- ◆ There was no public comment at this time.

Item 4: Late Business

- ◆ There was no late business to be brought before the Commission at this time.

Item 5: Approval of Minutes for Meeting Held June 15, 2017

- ◆ The Commission was asked to approve the meeting minutes for the previous Commission meeting held June 15, 2017.

Upon consideration thereof, it was moved by Commissioner Escobar, seconded by Commissioner Lima and carried (3-0), to approve the minutes of the June 15, 2017 meeting.

Chair Kwong indicated that the motion was approved by a 3-0 vote

Item 6: Approval of Warrants and Charges Paid June through September 2017

- ◆ The Commission was provided a List of Warrants and Charges for June through September 2017

Upon consideration thereof, it was moved by Commissioner Lima, seconded by Commissioner Escobar, and unanimously carried (3-0), to receive and file the Warrants and Charges for June through September 2017.

Chair Kwong indicated that the motion was approved by a 3-0 vote

Item 7: Communications

- ◆ Mr. Hitchman did not have any Communication matters to report at this time.

Item 8: Approval of Financial Reports

- ◆ Mr. Henry noted the Financial Reports as provided and requested they be received and filed.

Upon consideration thereof, it was moved by Commissioner Escobar, seconded by Commissioner Lima and unanimously carried (3-0), to receive and file the Treasurer's Reports for June 2017 through September 2017.

Chair Kwong indicated that the motion was approved by a 3-0 vote

Upon consideration thereof, it was moved by Commissioner Escobar, seconded by Commissioner Lima and unanimously carried (3-0), to receive and file the Statement of Income & Expenses as of quarter ending September 30, 2017.

Chair Kwong indicated that the motion was approved by a 3-0 vote

Upon consideration thereof, it was moved by Commissioner Lima, seconded by Commissioner Escobar and unanimously carried (3-0), to receive and file the Cash & Investment Portfolio Summary as of quarter ending September 30, 2017.

Chair Kwong indicated that the motion was approved by a 3-0 vote

Item 9: Adopt Final Audit

- ◆ A report given by Mr. Robert Callanan of White Nelson Diehl Evans LLP stated that there were no discretions found.

Upon consideration thereof, it was moved by Commissioner Lima, seconded by Commissioner Escobar and unanimously carried (3-0), to adopt the Fiscal Year 2016-17 audit as prepared by White Diehl Evans LLP.

Chair Kwong indicated that the motion was approved by a 3-0 vote

Item 10: Three Valleys Municipal Water District

- ◆ Staff reported on the Three Valley's Board meeting activities.

Item 11: Administrative Report

- ◆ Mr. Hitchman did not have any administrative matters to report at this time.

Item 12: Operations Report

- ◆ The Commission was provided with the Operations Report for the period of June 2017 through September 2017.
- ◆ Mr. Hitchman updated the Commission regarding concerns related to nitrite levels in the Miramar water system. Flows were suspended as a precautionary measure due to ongoing nitrification issues that both Walnut Valley and Rowland Water Districts were experiencing in their respective systems. Currently, no flows from Miramar are going into the Joint Water Line.

By common consensus, the Commission directed staff to draft a letter to Three Valleys Municipal Water District outlining the concerns of the Commission regarding nitrite levels in the Miramar water system.

Item 13: Water Use Reports for June through September 2017

- ◆ Mr. Hitchman asked the Commission to receive and file the Water Usage Reports for June through September 2017, as presented.

Upon consideration thereof, it was moved by Commissioner Escobar, seconded by Commissioner Lima and unanimously carried (3-0), to receive and file the Water Use Reports for June through September 2017.

Chair Kwong indicated that the motion was approved by a 3-0 vote

Item 14: 2018 Calendar/Meeting Schedule

- ◆ The Commission was asked to adopt the 2018 calendar year P-W-R Joint Water Line Commission meeting schedule, with the scheduled dates as follows:
 - Thursday, February 15, 2018, at 4:00 p.m.
 - Thursday, June 21, 2018, at 4:00 p.m.
 - Thursday, October 25, 2018, at 4:00 p.m.

Upon consideration thereof, it was moved by Commissioner Escobar, seconded by Commissioner Lima, and unanimously carried (3-0), to adopt the 2018 P-W-R Joint Water Line calendar.

Chair Kwong indicated that the motion was approved by a 3-0 vote

Item 15: Commissioner's Questions and Comments

- ◆ There were no Commissioner questions or comments at this time.

Item 16: Subjects for Discussion at Future Meetings

- ◆ There were no items requested for discussion at future meetings.

Item 17: Adjournment at 4:33 p.m.

With no further items for discussion, it was moved by Commissioner Escobar, seconded by Commissioner Lima, and unanimously carried (3-0), to adjourn the Pomona-Walnut-Rowland Joint Waterline Commission meeting at 4:33 p.m.

Chair Kwong indicated that the motion was approved by a 3-0 vote



POMONA-WALNUT-ROWLAND JWLC
List of Warrants and Charges
November, 2017

CHECK NO.	PAYEE	DESCRIPTION	AMOUNT	TOTAL
EFT	Three Valleys Municipal Water Dist.	PM-15 Invoice Date: September		2,049,249.70
		PM-21 Invoice Date: September		0.00
		TVMWD Capacity Charge Invoice Date: September		5,458.75
		TVMWD Connected Capacity Invoice Date: September		5,984.30
		TVMWD Water Use Charge Invoice Date: September		28,073.10
		TOTAL:		2,088,765.85
11694	Lagerlof, Senecal, Gosney & Kruse, LLP	For professional services rendered through September 30, 2017		105.00
11695	White Nelson Diehl Evans LLP	First interim billing on audit of the Commission's financial statements for the year ended June 30, 2017		4,500.00
11696	Lagerlof, Senecal, Gosney & Kruse, LLP	For professional services rendered through September 30, 2017		650.00
11697	ACWA	2018 Annual Agency Dues		1,056.54
11698	Caselle, Inc.	Contract support and maintenance for 12/01/2017 to 12/31/2017		120.00
11699	Means Consulting, LLC	Professional services rendered through October 31, 2017 - Spadra Grant Application		8,910.00
TOTAL EXPENDITURES				2,104,107.39





POMONA-WALNUT-ROWLAND JWLC
List of Warrants and Charges
December, 2017

CHECK NO.	PAYEE	DESCRIPTION	AMOUNT	TOTAL	
EFT	Three Valleys Municipal Water Dist.	PM-15 Invoice Date: October		2,021,770.80	
		PM-21 Invoice Date: October		0.00	
		TVMWD Capacity Charge Invoice Date: October		5,458.75	
		TVMWD Connected Capacity Invoice Date: October		5,984.30	
		TVMWD Water Use Charge Invoice Date: October		28,073.10	
		TOTAL:			2,061,286.95
		11700	Check Voided		
11701	Walnut Valley Water District	P.F. Pettibone & Co. - Minute Book		175.85	
11702	Lagerlof, Senecal, Gosney & Kruse, LLP	For professional services rendered through October 31, 2017		2,535.00	
11703	Caselle Inc.	Contract support and maintenance for 01/01/2018 to 01/31/2018		120.00	
11704	Mean Consulting, LLC	Spadra Grant Preparation		270.00	
TOTAL EXPENDITURES				2,064,387.80	



POMONA-WALNUT-ROWLAND JWLC
List of Warrants and Charges
January, 2018


CHECK NO.	PAYEE	DESCRIPTION	AMOUNT	TOTAL
EFT	Three Valleys Municipal Water Dist.	PM-15 Invoice Date: November		1,600,006.10
		PM-21 Invoice Date: November		0.00
		TVMWD Capacity Charge Invoice Date: November		5,458.75
		TVMWD Connected Capacity Invoice Date: November		5,984.30
		TVMWD Water Use Charge Invoice Date: November		28,073.10
		TOTAL:		1,639,522.25
11705	Morrow Meadows Corp	JWL calibrations - PM-15, Rowland #1, Rowland #2, Pomona R8, & Pomona Arrow & E		1,046.08
11706	Rowland Water District	Treasurer's Fee for 2nd Quarter covering October 1, 2017 through December 31, 2017		2,550.00
11707	Caselle Inc.	Contract support and maintenance for 02/01/2018 to 02/28/2018		120.00
11708	White Nelson Diehl Evans LLP	Billing 2016-2017 Fiscal Year Audit		450.00
11709	Walnut Valley Water District	District costs incurred for the Joint Water Line Personnel Services for the period of October 1, 2017 - December 31, 2017 as per 2017- 2018 approved budget		13,500.00
	Walnut Valley Water District	District costs incurred for the Pomona-Walnut-Rowland Joint Water Line expenses for the period of October 1, 2017 - December 31, 2017		2,004.14
TOTAL EXPENDITURES				1,659,192.47



POMONA-WALNUT-ROWLAND JWLC

Treasurer's Report
Prepared For: October, 2017



CASH		
10/17/17	Checking - Citizens Bus. Bank (247418075)	2,241,031.11
	SUBTOTAL	2,241,031.11
INVESTMENTS		
	Local Agency Investment Fund (90-19-025)	1,056,981.77
	TOTAL CASH & INVESTMENTS	3,298,012.88
	NET CASH AVAILABLE FOR USE:	3,298,012.88
ACCOUNTS PAYABLE		
	Warrant List 10/17/17	2,164,939.46
	CASH ON HAND : 10/17/17	1,133,073.42
CASH RECONCILIATION: 10/17/17		
	Local Agency Investment Fund	1,056,981.77
	Checking Account	76,091.65
		1,133,073.42



POMONA-WALNUT-ROWLAND JWLC

Treasurer's Report
Prepared For: November, 2017


CASH		
11/20/17	Checking - Citizens Bus. Bank (247418075)	2,304,723.99
	SUBTOTAL	2,304,723.99
INVESTMENTS		
	Local Agency Investment Fund (90-19-025)	1,056,981.77
	TOTAL CASH & INVESTMENTS	3,361,705.76
	NET CASH AVAILABLE FOR USE:	3,361,705.76
ACCOUNTS PAYABLE		
	Warrant List 11/20/17	2,104,107.39
	CASH ON HAND : 11/20/17	1,257,598.37
CASH RECONCILIATION: 11/20/17		
	Local Agency Investment Fund	1,056,981.77
	Checking Account	200,616.60
		1,257,598.37



POMONA-WALNUT-ROWLAND JWLC

Treasurer's Report
Prepared For: December, 2017

CASH		
12/18/17	Checking - Citizens Bus. Bank (247418075)	2,259,582.91
	SUBTOTAL	2,259,582.91
INVESTMENTS		
	Local Agency Investment Fund (90-19-025)	1,056,981.77
	TOTAL CASH & INVESTMENTS	3,316,564.68
	NET CASH AVAILABLE FOR USE:	3,316,564.68
ACCOUNTS PAYABLE		
	Warrant List 12/18/17	2,064,387.80
	CASH ON HAND : 12/18/17	1,252,176.88
CASH RECONCILIATION: 12/18/17		
	Local Agency Investment Fund	1,056,981.77
	Checking Account	195,195.11
		1,252,176.88



POMONA-WALNUT-ROWLAND JWLC


Treasurer's Report
Prepared For: January, 2018

CASH		
1/22/18	Checking - Citizens Bus. Bank (247418075)	1,837,038.22
	SUBTOTAL	1,837,038.22
INVESTMENTS		
	Local Agency Investment Fund (90-19-025)	1,060,190.76
	TOTAL CASH & INVESTMENTS	2,897,228.98
	NET CASH AVAILABLE FOR USE:	2,897,228.98
ACCOUNTS PAYABLE		
	Warrant List 1/22/18	1,659,192.47
	CASH ON HAND : 1/22/18	1,238,036.51
CASH RECONCILIATION: 1/22/18		
	Local Agency Investment Fund	1,060,190.76
	Checking Account	177,845.75
		1,238,036.51



POMONA-WALNUT-ROWLAND JWLC
Statement of Income and Expenses With Budget Comparison
For Period Ended: December 31, 2017

	PERIOD 07/01/17 - 12/31/17	BUDGET 07/01/17 - 06/30/18	\$ DIFFERENCE 12/31/17	% OF BUDGET
INCOME				
Water Sales				
MWD PM-15	10,969,177.00			
TVMWD PM-21	614,704.00			
Total Water Sales:	11,583,881.00	18,601,298.00	(7,017,417.00)	62.3%
Fixed Charges				
MWD CRC Charge	168,439.00	333,932.00	(165,493.00)	50.4%
Total MWD Charges	168,439.00	333,932.00	(165,493.00)	50.4%
TVMWD Connected Capacity	32,753.00	64,944.00	(32,191.00)	50.4%
TVMWD Water Use Charge	35,906.00	70,874.00	(34,968.00)	50.7%
Total TVMWD Fixed Charges:	68,659.00	135,818.00	(67,159.00)	50.6%
Depreciation and Replacement				
Depreciation Charge	9,495.00	18,989.00	(9,494.00)	50.0%
Replacement Charge	12,167.00	24,334.00	(12,167.00)	50.0%
Total Depreciation and Replacement	21,662.00	43,323.00	(21,661.00)	50.0%
Admin. Budget Assessment	55,344.00	110,700.00	(55,356.00)	50.0%
Project Development	225,000.00	450,000.00	(225,000.00)	50.0%
Interest Income	5,987.00	6,000.00	(13.00)	99.8%
Other Income	-	-	-	-
TOTAL INCOME	12,128,972.00	\$19,681,071.00	(7,552,099.00)	61.6%
EXPENSES				
Water Purchases				
MWD PM-15	10,969,177.00			
TVMWD PM-21	614,704.00			
Total Water Purchases:	11,583,881.00	18,601,298.00	7,017,417.00	62.3%
Fixed Charges				
MWD CRC Charge	168,439.00	333,932.00	165,493.00	50.4%
Total MWD Charges	168,439.00	333,932.00	165,493.00	50.4%
Fixed Charges				
TVMWD Connected Capacity	32,753.00	64,944.00	32,191.00	50.4%
TVMWD Water Use Charge	35,906.00	70,874.00	34,968.00	50.7%
Total TVMWD Fixed Charges:	68,659.00	135,818.00	67,159.00	50.6%
Maintenance	4,936.00	13,900.00	8,964.00	35.5%
Project Development	-	450,000.00	450,000.00	0.0%
Contract Services				
WVWD	27,000.00	54,000.00	27,000.00	50.0%
RWD	5,100.00	10,200.00	5,100.00	50.0%
Total Contract Services:	32,100.00	64,200.00	32,100.00	50.0%
Legal Expense	12,815.00	20,000.00	7,185.00	64.1%
Insurance	2,183.00	2,200.00	17.00	99.2%
Auditing	4,950.00	5,500.00	550.00	90.0%
Other Administrative Costs				
Office Supplies & Expenses	1,975.00	2,900.00	925.00	68.1%
ACWA Dues	1,507.00	2,000.00	493.00	75.4%
Total Other Administrative Costs:	3,482.00	4,900.00	1,418.00	71.1%
TOTAL EXPENSES	11,881,445.00	19,631,748.00	7,750,303.00	60.5%
TOTAL INCOME - EXPENSES	247,527.00	49,323.00	198,204.00	501.8%



*POMONA-WALNUT-ROWLAND
Joint Water Line Commission*

Investment Report

December 31, 2017

ACCOUNT TYPE	ISSUER	Par Value	Market Value	Coupon Rate	Effective Yield	Accrued Interest 7/1/17 - 12/31/17	Interest Deposited Fiscal YTD	Total Accrued / Deposited Fiscal YTD	% of Portfolio
Investment Account	Local Agency Investment Fund	1,060,190.76	1,060,190.76	1.20%	1.20%	0.00	5,987.19	5,987.19	84.37%
Checking Account	Citizens Business Bank	196,469.88	196,469.88	0.00%	0.00%	N/A	N/A	N/A	15.63%
TOTAL CASH & INVESTMENTS		1,256,660.64	1,256,660.64	1.012%	1.012%	0.00	5,987.19	5,987.19	100.00%
				Weighted Average %'s					

All investments listed in this report comply with the Commission's Statement of Investment Policy.

The Commission's cash balances and investment portfolio provides sufficient cash flow and liquidity to meet all normal obligations, excluding the purchase of water, for at least a six month period of time.

NOTE: ALL INVESTMENT INTEREST VALUES SHOWN ABOVE ARE BASED ON ANNUAL RATES OF RETURN

SEAN S. HENRY, Treasurer

POMONA-WALNUT-ROWLAND JOINT WATER LINE COMMISSION

271 South Brea Canyon Road • P. O. Box 508
Walnut, California 91789-3002
(909) 595-1268 • (626) 964-6551 • FAX (909) 444-5521

MEMORANDUM

TO: Commissioners Escobar, Kwong & Lima **DATE:** February 15, 2018
FROM: Erik Hitchman
SUBJECT: Joint Water Line Operations Report for October 2017 – January 2018

Inspection Report: During the four-month period ending on January 31, 2018, all paved portions of the JWL were driven weekly and visually checked for leaks, vandalism, and other potential problems. Additionally, the cross-country sections of the line were walked and nothing unusual was found. Routine maintenance was performed as needed.

Meter Testing: On November 2, 2018, Morrow Meadows tested and calibrated the JWL meters. All meters tested within the established parameters.

Miramar Water Treatment Plant Flows: On December 12, 2017, flows from the Miramar Water Treatment Plant System to the JWL were reinstated. As you know, flows were suspended as a precautionary measure due to ongoing nitrification issues that both Walnut Valley and Rowland Water Districts were experiencing in their respective systems. Attached is a copy of the letter sent to TVMWD, regarding the nitrification issue, per the direction of the Commissioners at the October 2017 meeting. The meeting requested in the letter was held on January 9, 2018.

Attachment

POMONA-WALNUT-ROWLAND JOINT WATER LINE COMMISSION

271 South Brea Canyon Road • P.O. Box 508
Walnut, California 91789-3002 • (909) 595-1268 • (626) 964-6551
FAX (909) 444-5521

November 14, 2017

Mr. Richard W. Hansen
General Manager
Three Valleys Municipal Water District
1021 Miramar Avenue
Claremont, CA 91711

Re: Miramar Water Treatment Plant Water Quality and Purchases

Dear Mr. Hansen,

As you are aware, the Pomona-Walnut-Rowland Joint Water Line Commission (PWR) has historically purchased a significant quantity of treated surplus water from Three Valleys Municipal Water District (TVMWD) Miramar Water Treatment Plant (MWTP). The PWR also recognizes and acknowledges the benefits to all TVMWD member agencies of these surplus water sales on the water rates charged by TVMWD.

In late July of this year, Walnut Valley Water District (WVWD) staff, the operators of the Joint Water Line (JWL), contacted Three Valleys Municipal Water District staff regarding concerns with elevated levels of nitrite in the Miramar Transmission System (Miramar). At the time and continuing currently, both Rowland and Walnut Valley Water Districts were experiencing significant nitrification issues within their own water storage and distribution systems.

As a precautionary measure, purchases of MWTP water through PWR were curtailed, until TVMWD staff could reduce the nitrite levels in the Miramar System. Unfortunately, TVMWD staff initially questioned the accuracy of the data from the samples taken. In an attempt to compare information, side by side samples were taken, on July 25th, which showed a discrepancy between the instruments, our reads being nearly double, and a conclusion by TVMWD staff that our equipment was inaccurate.

After nearly a month, TVMWD staff obtained nitrite standards which were tested, on August 23rd, with the TVMWD lab equipment, WVWD portable equipment (two Hach SL 1000s), and Rowland Water District portable equipment (three Hach SL 1000s). Attached for your information is a summary of the results from those tests which shows that our equipment matched the standard and that TVMWD equipment was reading low at mid and high nitrite levels.

We have continued to monitor nitrite levels in the Miramar System, as well as from the Joint Water Line at 2nd and 'E' Street in La Verne, so that deliveries could commence once nitrite levels reached levels similar to nitrite levels from the Weymouth Water Treatment Plant. As a result of the water quality concerns, and the curtailment of deliveries from Miramar, the PWR Agency managers have expressed concern regarding the potential impact to future year budgets and water rates due to current and future water quality issues that may arise. Specifically, the agencies have asked if we could set up a meeting to discuss improving the process for discussing Miramar water quality issues, whether raised by WVWD staff or TVMWD staff as

well as enhancing our ability to cooperatively assess water quality impacts on system operations and future rates.

We look forward to continuing to work with TVMWD to improve communication so that future issues can be resolved quickly for the benefit of all TVMWD member agencies.

Sincerely,

POMONA-WALNUT-ROWLAND JOINT WATER LINE COMMISSION

A handwritten signature in black ink, appearing to read "Erik Hitchman". The signature is written in a cursive style with some loops and flourishes.

Erik Hitchman
Administrative Officer

cc: Darron Poulson, City of Pomona
Tom Coleman, Rowland Water District
Michael Holmes, Walnut Valley Water District
Three Valleys Municipal Water District, President

Nitrite Sampling Results (mg/L)

Sample Location	July 14, 2017	July 25, 2017	July 25, 2017		August 3, 2017	August 14, 2017	August 31, 2017	September 7, 2017	October 11, 2017
	WVWD SL1000	WVWD SL1000	WVWD SL1000	TVMWD DR5000	WVWD SL1000	WVWD SL1000	WVWD SL1000	WVWD SL1000	WVWD SL1000
Miramr Plant Effluent			0.028	0.012					
Miramar @ 6th and White Avenue					0.016	0.018	0.021	0.011	0.008
PWR @ "B" Street		0.008							
PWR @ 5th and "C" Street	0.019	0.033	0.029	0.014					
PWR @ 2nd and "E" Street		0.014							0.006
PWR @ WVWD Terminal Storage	0.006	0.013				0.009	0.001		0.006
PM-24 BGTM		0.008							0.003
BGTM @ WVWD Terminal Storage	0.000	0.006				0.003	0.003		0.004
WVWD Terminal Storage Outflow		0.012							

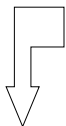
Nitrite Standard Testing - August 23, 2017 (mg/L)

	TVMWD DR5000		WVWD SL1000	
	Test 1	Test 2	Meter A	Meter B
Standard .005	0.005	N/A	0.006	0.006
Standard .015	0.007	0.006	0.016	0.016
Standard .250	0.210	0.213	0.250	0.260

POMONA-WALNUT-ROWLAND JOINT WATER LINE COMMISSION




AGENCY CONSUMPTION (Per PWR Meter Reads)

	Wtr Cons. (Acre-feet)	%
POMONA	732.3	36.799%
WALNUT	798.7	40.136%
ROWLAND	459.0	23.065%
LaVERNE	0.0	0.000%
Total	1,990.0	100.000%



ACTUAL WATER PRODUCTION

	Wtr Cons. (Acre-feet)	%
MWD	2,048.4	100.000%
TVMWD	0.0	0.000%
LaVERNE	0.0	0.000%
Total	2,048.40	100.000%
	1,990.00	
BILLING DIFFERENCE	58.400	2.851%



CALCULATION OF AGENCY WATER CONSUMPTION

(Water consumption billed to each agency is based on amount of water purchased from MWD and TVMWD)

Connection / Description	Allocated Share of Billing Difference (Acre-feet)	Adjusted Agency Consumption (Acre-feet)	Adjusted Consumption for Billing (Acre-feet) (Rounded)	Water Purchased from MWD (100.000%)	Water Purchased from TVMWD (0.000%)	Water Purchased from LaVERNE WELL (0.000%)	Total Water Purchased (Acre-feet) (100.000%)
POMONA	732.3	21.491	753.8	753.8	753.8	0.0	753.8
WALNUT	798.7	23.439	822.1	822.1	822.1	0.0	822.1
ROWLAND	459.0	13.470	472.5	472.5	472.5	0.0	472.5
LaVERNE	0.0	0.000	0.0	0.0	0.0	0.0	0.0
Total	1,990.0	58.400	2,048.4	2,048.4	2,048.4	0.0	2,048.4

WATER USE DISTRIBUTION AND BILLING REPORT

October 2017 Water Use

	MWD PM-15	TVMWD PM-21	MWD CAPACITY RESERVATION	TVMWD CONNECTED CAPACITY	TVMWD WATER USE CHARGE	MWD LRP REBATE PROGRAM					TOTAL
<i>City of Pomona</i>											
Cons. A.F.	753.8	0.0	28,073.10	5,458.75	5,984.30						
Water Rate	\$ 987.00	\$ 987.00	25.00%	52.00%	23.32%	\$ (100.00)					
Total	744,000.60	0.00	7,018.28	2,838.55	1,395.54						\$755,252.96
<i>Walnut Valley Water District</i>											
Cons. A.F.	822.1	0.0	28,073.10	5,458.75	5,984.30						
Water Rate	\$ 987.00	\$ 987.00	48.33%	28.00%	46.89%						
Total	811,412.70	0.00	13,567.73	1,528.45	2,806.04						\$829,314.92
<i>Rowland Water District</i>											
Cons. A.F.	472.5	0.0	28,073.10	5,458.75	5,984.30						
Water Rate	\$ 987.00	\$ 987.00	26.67%	20.00%	29.79%						
Total	466,357.50	0.00	7,487.10	1,091.75	1,782.72						\$476,719.07
<i>City of LaVerne</i>											
Cons. A.F.	0.0	0.0									
Water Rate	\$987.00	\$987.00									
Total	\$0.00	\$0.00									\$0.00
Total(A.F.)	2,048.4	0.0									2,048.4
Total (\$)	2,021,770.80	0.00									2,021,770.80
Total-Other			28,073.10	5,458.75	5,984.30	-	-	-	-	-	39,516.15



**POMONA-WALNUT-ROWLAND
JOINT WATER LINE COMMISSION**

AGENCY CONSUMPTION (Per PWR Meter Reads)

Wtr Cons. (Acre-feet)	%
POMONA	32.846%
WALNUT	44.432%
ROWLAND	22.722%
LaVERNE	0.000%
1,600.2	100.000%

ACTUAL WATER PRODUCTION

Wtr Cons. (Acre-feet)	%
MWD	100.000%
TVMWD	0.000%
LaVERNE	0.000%
Total	100.000%
1,630.30	100.000%
1,600.20	
BILLING DIFFERENCE	30.100
	1.846%



CALCULATION OF AGENCY WATER CONSUMPTION

(Water consumption billed to each agency is based on amount of water purchased from MWD and TVMWD)

Connection / Description	Allocated Share of Billing Difference (Acre-feet)	Adjusted Agency Consumption (Acre-feet)	Adjusted Consumption for Billing (Acre-feet) (Rounded)	Water Purchased from MWD 100.000%	Water Purchased from TVMWD 0.000%	Water Purchased from LaVERNE WELL 0.000%	Total Water Purchased (Acre-feet) 100.000%
POMONA	525.6	9.887	535.5	535.5	0.0	0.0	535.5
WALNUT	711.0	13.374	724.4	724.4	0.0	0.0	724.4
ROWLAND	363.6	6.839	370.4	370.4	0.0	0.0	370.4
LaVERNE	0.0	0.000	0.0	0.0	0.0	0.0	0.0
Total	1,600.2	30.100	1,630.3	1,630.3	0.0	0.0	1,630.3

**WATER USE DISTRIBUTION
AND
BILLING REPORT**

November 2017 Water Use

	MWD PM-15	TVMWD PM-21	MWD CAPACITY RESERVATION	TVMWD CONNECTED CAPACITY	TVMWD WATER USE CHARGE	MWD LRP REBATE PROGRAM					TOTAL
City of Pomona											
Cons. A.F.	535.5	0.0	28,073.10	5,458.75	5,984.30	91.0					
Water Rate	\$ 987.00	\$ 987.00	25.00%	52.00%	23.32%	\$ (100.00)					
Total	528,538.50	0.00	7,018.28	2,838.55	1,395.54	(9,100.00)					\$530,690.86
Walnut Valley Water District											
Cons. A.F.	724.4	0.0	28,073.10	5,458.75	5,984.30						
Water Rate	\$ 987.00	\$ 987.00	48.33%	28.00%	46.89%						
Total	714,982.80	0.00	13,567.73	1,528.45	2,806.04						\$732,885.02
Rowland Water District											
Cons. A.F.	370.4	0.0	28,073.10	5,458.75	5,984.30						
Water Rate	\$ 987.00	\$ 987.00	26.67%	20.00%	29.79%						
Total	365,584.80	0.00	7,487.10	1,091.75	1,782.72						\$375,946.37
City of LaVerne											
Cons. A.F.	0.0	0.0									
Water Rate	\$987.00	\$987.00									
Total	\$0.00	\$0.00									\$0.00
Total(A.F.)	1,630.3	0.0									1,630.3
Total (\$)	1,609,106.10	0.00				(9,100.00)					1,600,006.10
Total-Other			28,073.10	5,458.75	5,984.30						39,516.15


**POMONA-WALNUT-ROWLAND
JOINT WATER LINE COMMISSION**

AGENCY CONSUMPTION (Per PWR Meter Reads)

Wtr Cons. (Acre-feet)	%
POMONA 444.3	28.424%
WALNUT 718.1	45.941%
ROWLAND 400.7	25.635%
LaVERNE 0.0	0.000%
1,563.1	100.000%

ACTUAL WATER PRODUCTION

Wtr Cons. (Acre-feet)	%
MWD 1,347.6	83.541%
TVMWD 265.5	16.459%
LaVERNE 0.0	0.000%
Total 1,613.10	100.000%
1,563.10	100.000%
BILLING DIFFERENCE 50.000	3.100%



CALCULATION OF AGENCY WATER CONSUMPTION

(Water consumption billed to each agency is based on amount of water purchased from MWD and TVMWD)

Connection / Description	Allocated Share of Billing Difference (Acre-feet)	Adjusted Agency Consumption (Acre-feet)	Adjusted Consumption for Billing (Acre-feet) (Rounded)	Water Purchased from MWD 83.541%	Water Purchased from TVMWD 16.459%	Water Purchased from LaVERNE WELL 0.000%	Total Water Purchased (Acre-feet) 100.000%
POMONA	444.3	458.5	458.5	383.0	75.5	0.0	458.5
WALNUT	718.1	741.1	741.1	619.1	122.0	0.0	741.1
ROWLAND	400.7	413.5	413.5	345.5	68.0	0.0	413.5
LaVERNE	0.0	0.0	0.0	0.0	0.0	0.0	0.0
Total	1,563.1	1,613.1	1,613.1	1,347.6	265.4	0.0	1,613.0

**WATER USE DISTRIBUTION
AND
BILLING REPORT**

December 2017 Water Use

	MWD PM-15	TVMWD PM-21	MWD CAPACITY RESERVATION	TVMWD CONNECTED CAPACITY	TVMWD WATER USE CHARGE	DEPRECIATION	REPLACEMENT	ADMIN BUDGET ASSESSMENT	PROJECT DEVELOPMENT	MWD LRP REBATE PROGRAM	TOTAL
City of Pomona											
Cons. A.F.	383.0	75.5	28,073.10	5,458.75	5,984.30	5,699.0	4,592.0	27,675.00	150,000.00	88.5	
Water Rate	\$ 987.00	\$ 987.00	25.00%	52.00%	23.32%	25.00%	25.00%	33.33%	25%	\$ (100.00)	
Total	378,021.00	74,518.50	7,018.28	2,838.55	1,395.54	1,424.75	1,148.00	9,224.08	37,500.00	(8,850.00)	\$504,238.69
Walnut Valley Water District											
Cons. A.F.	619.1	122.0	28,073.10	5,458.75	5,984.30	7,734.00	12,102.00	27,675.00	150,000.00		
Water Rate	\$ 987.00	\$ 987.00	48.33%	28.00%	46.89%	25.00%	25.00%	33.33%	25.00%		
Total	611,051.70	120,414.00	13,567.73	1,528.45	2,806.04	1,933.50	3,025.50	9,224.08	37,500.00		\$801,051.00
Rowland Water District											
Cons. A.F.	345.5	68.0	28,073.10	5,458.75	5,984.30	5,556.00	7,640.00	27,675.00	150,000.00		
Water Rate	\$ 987.00	\$ 987.00	26.67%	20.00%	29.79%	25.00%	25.00%	33.33%	25.00%		
Total	341,008.50	67,116.00	7,487.10	1,091.75	1,782.72	1,389.00	1,910.00	9,224.08	37,500.00		\$468,509.15
City of LaVerne											
Cons. A.F.	0.0	0.0									
Water Rate	\$987.00	\$987.00									
Total	\$0.00	\$0.00									\$0.00
Total(A.F.)	1,347.6	265.4									1,613.0
Total (\$)	1,330,081.20	262,048.50								(8,850.00)	1,583,279.70
Total-Other			28,073.10	5,458.75	5,984.30	4,747.25	6,083.50	27,672.23	112,500.00		190,519.13



**POMONA-WALNUT-ROWLAND
JOINT WATER LINE COMMISSION**

AGENCY CONSUMPTION (Per PWR Meter Reads)

Wtr Cons. (Acre-feet)	%
266.2	17.902%
744.7	50.081%
476.1	32.017%
0.0	0.000%
1,487.0	100.000%

ACTUAL WATER PRODUCTION

Wtr Cons. (Acre-feet)	%
1,084.2	71.494%
432.3	28.506%
0.0	0.000%
Total	1,516.50
	1,487.00
BILLING DIFFERENCE	29.500
	1.945%



CALCULATION OF AGENCY WATER CONSUMPTION

(Water consumption billed to each agency is based on amount of water purchased from MWD and TVMWD)

Connection / Description	Allocated Share of Billing Difference (Acre-feet)	Adjusted Agency Consumption (Acre-feet)	Adjusted Consumption for Billing (Acre- feet) (Rounded)	Water Purchased from MWD 71.494%	Water Purchased from TVMWD 28.506%	Water Purchased from LaVERNE WELL 0.000%	Total Water Purchased (Acre-feet) 100.000%
POMONA	266.2	271.5	271.5	194.1	77.4	0.0	271.5
WALNUT	744.7	759.5	759.5	543.0	216.5	0.0	759.5
ROWLAND	476.1	485.5	485.5	347.1	138.4	0.0	485.5
LaVERNE	0.0	0.0	0.0	0.0	0.0	0.0	0.0
Total	1,487.0	1,516.5	1,516.5	1,084.2	432.3	0.0	1,516.5

**WATER USE DISTRIBUTION
AND
BILLING REPORT**

January 2018 Water Use

	MWD PM-15	TVMWD PM-21	MWD CAPACITY RESERVATION	TVMWD CONNECTED CAPACITY	TVMWD WATER USE CHARGE	MWD LRP REBATE PROGRAM					TOTAL
<i>City of Pomona</i>											
Cons. A.F.	194.1	77.4	27,582.19	5,365.26	5,828.07	91.5					
Water Rate	\$ 1,010.00	\$ 1,010.00	25.00%	52.00%	23.32%	\$ (100.00)					
Total	196,041.00	78,174.00	6,895.55	2,789.94	1,359.11	(9,150.00)					\$276,109.59
<i>Walnut Valley Water District</i>											
Cons. A.F.	543.0	216.5	27,582.19	5,365.26	5,828.07						
Water Rate	\$ 1,010.00	\$ 1,010.00	48.33%	28.00%	46.89%						
Total	548,430.00	218,665.00	13,330.47	1,502.27	2,732.78						\$784,660.53
<i>Rowland Water District</i>											
Cons. A.F.	347.1	138.4	27,582.19	5,365.26	5,828.07						
Water Rate	\$ 1,010.00	\$ 1,010.00	26.67%	20.00%	29.79%						
Total	350,571.00	139,784.00	7,356.17	1,073.05	1,736.18						\$500,520.40
<i>City of LaVerne</i>											
Cons. A.F.	0.0	0.0									
Water Rate	\$1,010.00	\$1,010.00									
Total	\$0.00	\$0.00									\$0.00
Total(A.F.)	1,084.2	432.3									1,516.5
Total (\$)	1,095,042.00	436,623.00				(9,150.00)					1,522,515.00
Total-Other			27,582.19	5,365.26	5,828.07						38,775.52