

POMONA-WALNUT-ROWLAND JOINT WATER LINE COMMISSION

WALNUT VALLEY WATER DISTRICT

235 S Brea Canyon Road
Walnut, CA 91789

AGENDA FOR MEETING Thursday, February 12, 2026 4:00 PM

<https://teams.microsoft.com/meet/27092670699993?p=33ywRZtoArLUhQFU0z>

Meeting ID: 270 926 706 999 93 - Passcode: GX3dZ6Cd

To comply with the Americans with Disabilities Act, if you need special assistance to participate in any Commission meeting, please contact the Administrative Officer's office at least 4 hours prior to a Commission meeting to inform the Agency of your needs and to determine if accommodation is feasible. Each item on the agenda shall be deemed to include any appropriate motion, resolution, or ordinance, to act on any item.

1. Flag Salute

2. Roll Call: Ms. Kwong _____ Mr. Preciado _____ Mr. Lima _____
 Mr. Hilden _____ Ms. Canales _____ Mr. Bellah _____
 Mr. Diggs _____

3. Public Comment

At this time, the public shall have an opportunity to comment on any non-agenda item relevant to the jurisdiction of the Commission. Reasonable time limits on each topic and on each speaker are imposed in accordance with Commission policy.

4. Late Business, if any

No action shall be taken on any items not appearing on the posted Agenda except upon a determination by a majority of the Commission that an emergency situation exists, or upon a determination by a two-thirds vote of the Commission that there is a need to take immediate action and that the need to take action arose after the posting of the Agenda.

5. [Rotation of Officers](#)

Monk

- A. Discussion B. Action Taken

6. [Approval of Minutes for Meeting Held October 9, 2025](#)

Monk

- A. Discussion B. Action Taken

7. [Approval of Warrants and Charges Paid October 2025 and January 2026](#)

Malner

- A. Discussion B. Action Taken

8. Approval of Financial Reports

Malner

- A. [Balance Sheet Ending December 31, 2025](#)

- B. Statement of Income & Expenses for the Period Ending December 31, 2025
- C. Investment Reports for the Period Ending December 31, 2025
 - (1) Discussion
 - (2) Action Taken

- 9. Three Valleys Municipal Water District Monk
- 10. Administrative Report Monk
- 11. Operations Report Monk
- 12. Water Use Reports for September through December 2025 Malner
 - A. Discussion
 - B. Action Taken
- 13. Commissioner's Comments
- 14. Subjects for Future Discussion
- 15. Adjournment

POMONA-WALNUT-ROWLAND JOINT WATER LINE COMMISSION

235 South Brea Canyon Road
Walnut, California 91789-3002
(909) 595-7554

MEMORANDUM

TO: Commissioners Kwong, Lima, and Preciado **DATE:** February 12, 2026
FROM: Tom Monk, Administrative Officer
RE: Rotation of Officers – 2026 Calendar Year

In accordance with the Commission's Bylaws, "at the first regular meeting in a calendar year...." the Commission shall elect officers for that year.

Based on past practice, the Commission will rotate officers with the new officers to be seated as follows:

1. Vice President Lima will ascend to the position of President,
2. Commissioner Preciado will ascend to the position of Vice President; and,
3. President Kwong will be Commissioner

**MINUTES OF THE EIGHT HUNDRED AND FOURTH MEETING OF THE
POMONA-WALNUT-ROWLAND JOINT WATER LINE COMMISSION**

**October 9, 2025
At the Offices of the City of Pomona
Water Resources Department**

PRESENT:

Commissioner Scarlett Kwong
Commissioner Tony Lima
Alternate Commissioner Ed Hilden
Alternate Commissioner John Bellah
Alternate Commissioner Chris Diggs

STAFF PRESENT:

Tom Monk, Administrative Officer
Myra Malner, Treasurer
Carmen Fleming, Secretary

ABSENT:

Commissioner Victor Preciado
Alternate Commissioner Lorraine Canales

The meeting was called to order at 4:00 p.m. with Alternate Commissioner Diggs presiding.

In attendance: Paul Kaymark, representative of Nigro & Nigro, PC; member agency representative Gabby Palomares, Tom Coleman, and Dusty Moisie of Rowland Water District; Jody Roberto, and Carlos Goytia of Three Valleys Municipal Water District; and Damien Martinez of City of Pomona; and Jared Macias, Sherry Shaw, and Alanna Diaz of Walnut Valley Water District.

Item 3: Public Comment

- ◆ There was no public comment at this time.

Item 4: Late Business

- ◆ There was no late business to be brought before the Commission at this time.

Item 5: Adopt Final Audit

- ◆ A report was given by Mr. Paul Kaymark, representative of Nigro & Nigro, PC, via teleconference to present the 2024-25 Audited Financial Statements as prepared by his firm.
- ◆ Upon conclusion of Mr. Kaymark's presentation, he reported that the financial statements of the P-W-R Joint Water Line Commission presented fairly in all material respects the respective financial position of the Commission's activities, as of June 30, 2025 and 2024, and the respective changes in financial position, and, where applicable, cash flows thereof for the years then ended in accordance with accounting principles generally accepted.

Upon consideration thereof, it was moved by Commissioner Lima, seconded by Commissioner Kwong, and unanimously carried (3-0) to approve and file FY 2024-25 P-W-R Joint Water Line Audited Financial Statements.

Commissioner Diggs indicated that the motion was approved by a 3-0 vote

Item 6: Approval of Minutes for Meeting Held June 12, 2025

- ◆ The Commission was asked to approve the meeting minutes for the previous Commission meeting held June 12, 2025.

Upon consideration thereof, it was moved by Commissioner Diggs seconded by Commissioner Lima and carried (3-0), to approve the minutes of June 12, 2025.

Commissioner Diggs indicated that the motion was approved by a 3-0 vote

Item 7: 2026 Calendar/Meeting Schedule

- ◆ The Commission was asked to approve the 2026 Calendar/Meeting schedule.
- ◆ No Motion was made and by consensus the Commission accepted the 2026 Calendar/Meeting schedule.

Item 8: Approval of Warrants and Charges Paid June 2025 through September 2025

Ms. Myra Malner reviewed and discussed the List of Warrants and Charges for June 2025 through September 2025 as included in the meeting packet.

Upon consideration thereof, it was moved by Commissioner Kwong, seconded by Commissioner Lima and carried (3-0), to receive, approve and file the Warrants and Charges for June 2025 through September 2025.

Commissioner Diggs indicated that the motion was approved by a 3-0 vote

Item 9: Approval of Financial Reports

- ◆ Ms. Malner presented the Balance Sheet, the Statement of Income & Expenses, and the Cash & Investment Portfolio Summary as provided and requested they be received and filed.

Upon consideration thereof, it was moved by Commissioner Kwong, seconded by Commissioner Lima and unanimously carried (3-0), to approve, receive and file the Balance Sheet ending June 30, 2025, the Statement of Income & Expenses as of quarter ending June 30, 2025, and Cash & Investment Portfolio Summary as of quarter ending August 31, 2025.

Commissioner Diggs indicated that the motion was approved by a 3-0 vote

Item 10: Three Valleys Municipal Water District

Nothing to Report

Item 11: Administrative Report

Nothing to Report

Item 12: Operations Report

- ◆ The Commission was provided with the Operations Report for the period of June through September 2025.

Item 13: Water Use Reports for May through August 2025

- ◆ The Commission was asked to receive and file the Water Usage Reports for May through August 2025, as presented.

Upon consideration thereof, it was moved by Commissioner Lima, seconded by Commissioner Kwong and unanimously carried (3-0), to receive and file the Water Use Reports for May through August 2025.

Commissioner Diggs indicated that the motion was approved by a 3-0 vote

Item 14: Commissioners' Questions and Comments


Nothing to Report

Item 15: Subjects for Discussion at Future Meetings

Nothing to Report


Item 16: Adjournment at 4:21 p.m.

There being no further business to discuss, and by consensus, the Commission meeting was adjourned. The next Commission meeting to be held February 12, 2026.



POMONA-WALNUT-ROWLAND JOINT WATER LINE COMMISSION
LIST OF WARRANTS & CHARGES
OCTOBER 2025

Check No.	Payee	Inv. Date	Description	Amount
11949	ACWA	9/30/2025	2026 Annual Agency Dues	\$ 2,167.32
				Total
11950	ACWA JPIA	10/14/2025	Liability Premium for 10/1/25 to 10/1/26	\$ 2,174.63
				Total
11951	Nigro & Nigro	9/30/2025	6/30/2025 Audit	\$ 5,500.00
				Total
11952	Rowland Water District	9/30/2025	Treasurer Fees	\$ 3,000.00
				Total
11953	Walnut Valley Water District	9/30/2025	Administrative, Ops, Secretary	\$ 13,500.00
		9/30/2025	USA Markups	\$ 4,680.00
		9/30/2025	Mileage	\$ 417.20
		9/30/2025	Calibration	\$ 349.68
		9/30/2025	DW Monitoring	\$ 480.00
		Total	\$ 19,426.88	
EFT	Three Valleys Municipal Water District	8/31/2025	PM-15A	\$ 258,495.20
		8/31/2025	PM-15B	\$ 1,778,424.40
		8/31/2025	PM-21	\$ 1,349,621.50
		8/31/2025	LRP Credit (City of Pomona)	\$ (10,500.00)
		8/31/2025	TVMWD Capacity	\$ 8,694.76
		8/31/2025	TVMWD Water Use	\$ 9,034.66
		8/31/2025	MWD Capacity	\$ 28,623.28
Total	\$ 3,422,393.80			
Total Expenditures				\$ 3,454,662.63




POMONA-WALNUT-ROWLAND JOINT WATER LINE COMMISSION
LIST OF WARRANTS & CHARGES
NOVEMBER 2025

Check No.	Payee	Inv. Date	Description	Amount
11954	Caselle, Inc.	11/1/2025	Contract Support and Maint. for 11/1/25 to 11/30/25	\$ 160.00
Total				\$ 160.00
EFT	Three Valleys Municipal Water District	9/30/2025	PM-15A	\$ 284,739.80
		9/30/2025	PM-15B	\$ 1,289,512.90
		9/30/2025	PM-21	\$ 1,394,491.30
		9/30/2025	LRP Credit (City of Pomona)	\$ (10,070.00)
		9/30/2025	TVMWD Capacity	\$ 8,694.76
		9/30/2025	TVMWD Water Use	\$ 9,034.66
		9/30/2025	MWD Capacity	\$ 28,623.28
Total				\$ 3,005,026.70
Total Expenditures				\$ 3,005,186.70





POMONA-WALNUT-ROWLAND JOINT WATER LINE COMMISSION
LIST OF WARRANTS & CHARGES
DECEMBER 2025

Check No.	Payee	Inv. Date	Description	Amount
11955	Caselle, Inc.	12/1/2025	Contract Support and Maint. for 12/1/25 to 12/31/25	\$ 160.00
Total				\$ 160.00
EFT	Three Valleys Municipal Water District	10/31/2025	PM-15A	\$ 1,158,572.10
		10/31/2025	PM-15B	\$ -
		10/31/2025	PM-21	\$ 1,555,063.10
		10/31/2025	LRP Credit (City of Pomona)	\$ (20,540.00)
		10/31/2025	TVMWD Capacity	\$ 8,694.76
		10/31/2025	TVMWD Water Use	\$ 9,034.66
		10/31/2025	MWD Capacity	\$ 28,623.28
Total				\$ 2,739,447.90
Total Expenditures				\$ 2,739,607.90



POMONA-WALNUT-ROWLAND JOINT WATER LINE COMMISSION
LIST OF WARRANTS & CHARGES
JANUARY 2026

Check No.	Payee	Inv. Date	Description	Amount
11956	Caselle, Inc.	1/5/2026	Contract Support and Maint. for 1/1/26 to 1/31/26	\$ 160.00
Total				\$ 160.00
11957	Rowland Water District	12/31/2025	Treasurer Fees	\$ 3,000.00
Total				\$ 3,000.00
11958	Walnut Valley Water District	12/31/2025	Administrative, Ops, Secretary	\$ 13,500.00
		12/31/2025	USA Markups	\$ 5,315.00
		12/31/2025	Mileage	\$ 434.70
		12/31/2025	Calibration	\$ 571.68
		12/31/2025	DW Monitoring	\$ 320.00
Total				\$ 20,141.38
EFT	Three Valleys Municipal Water District	10/31/2025	PM-15A	\$ 707,193.20
		10/31/2025	PM-15B	\$ 1,693.20
		10/31/2025	Production Rights Credit	\$ -
		10/31/2025	PM-21	\$ 1,434,845.90
		10/31/2025	LRP Credit (City of Pomona)	\$ (10,470.00)
		10/31/2025	TVMWD Capacity	\$ 8,694.76
		10/31/2025	TVMWD Water Use	\$ 9,034.66
		10/31/2025	MWD Capacity	\$ 28,623.28
Total				\$ 2,179,615.00
Total Expenditures				\$ 2,202,916.38



POMONA-WALNUT-ROWLAND JWLC
BALANCE SHEET
DECEMBER 2025


1 Assets		
2 Cash & Investments		
3 Citizens Business Bank	\$	351,666
4 LAIF		1,674,238
5 LAIF - Fair Market Value		1,963
6 Total Cash & Investments		2,027,867
7 Other Current Assets		
8 Accounts Receivable - Water Sales		4,193,812
9 Interest Receivable		17,703
10 Prepaid Expenses		1,511
11 Total Other Current Assets		4,213,025
12 Fixed Assets		
13 Pipeline		2,281,203
14 Service Connections		85,277
15 Telemetry System		104,000
16 Accumulated Depreciation		(1,105,075)
17 Total Fixed Assets		1,365,406
18 Total Assets	\$	7,606,297
19 Liabilities & Fund Balance		
20 Current Liabilities		
21 Accounts Payable	\$	4,174,560
22 Total Current Liabilities		4,174,560
23 Fund Balance		
24 Net Investment in Fixed Assets		1,322,853
25 Unappropriated Surplus		841,536
26 Retained Earnings		1,203,078
27 Net Income		64,271
28 Total Fund Balance		3,431,738
29 Total Liabilities & Fund Balance	\$	7,606,297



POMONA-WALNUT-ROWLAND JWLC
STATEMENT OF INCOME & EXPENSES
For The Period Ending December 31, 2025

	DECEMBER 2025 YTD	ANNUAL BUDGET	\$ DIFFERENCE	% OF BUDGET
1 Income				
2 Water Sales				
3 MWD PM-15	7,385,096	22,619,695	(15,234,600)	33%
4 TVMWD PM-21	7,233,915	-	7,233,915	0%
5 Total Water Sales	14,619,010	22,619,695	(8,000,685)	65%
6 Fixed Charges				
7 MWD CRC Charge	171,740	330,682	(158,942)	52%
8 TVMWD Connected Capacity	52,169	117,429	(65,260)	44%
9 TVMWD Water Use Charge	54,208	121,805	(67,597)	45%
10 Total Fixed Charges	278,116	569,916	(291,800)	49%
11 Replacement				
12 Replacement Charge	25,037	50,074	(25,037)	50%
13 Total Replacement	25,037	50,074	(25,037)	50%
14 Admin. Budget Assessment	59,750	119,500	(59,750)	50%
15 Interest Income	35,794	7,000	28,794	511%
16 Unrealized Gain on Investment	-	-	-	0%
17 Other Income	-	-	-	0%
18 Total Income	\$ 15,017,708	\$ 23,366,185	\$ (8,348,477)	64%
19 Expenses				
20 Water Purchases				
21 MWD PM-15	7,385,096	22,619,695	(15,234,600)	33%
22 TVMWD PM-21	7,233,915	-	7,233,915	0%
23 Total Water Purchases	14,619,010	22,619,695	(8,000,685)	65%
24 Fixed Charges				
25 MWD Capacity Charge	171,740	330,682	(158,942)	52%
26 TVMWD Connected Capacity	52,169	117,429	(65,260)	44%
27 TVMWD Water Use Charge	54,208	121,805	(67,597)	45%
28 Total Fixed Charges	278,116	569,916	(291,800)	49%
29 Equipment & Line Maintenance	12,568	31,500	(18,932)	40%
30 Depreciation	-	-	-	0%
31 Contract Services				
32 WVWD	27,000	54,000	(27,000)	50%
33 RWD	6,000	12,000	(6,000)	50%
34 Total Contract Services	33,000	66,000	(33,000)	50%
35 Administrative				
36 Legal	-	5,000	(5,000)	0%
37 Insurance	2,275	3,000	(725)	76%
38 Audit & Bookkeeping	5,500	6,000	(500)	92%
39 Other Admin Costs / Supplies	800	5,000	(4,200)	16%
40 ACWA Dues	2,167	3,000	(833)	72%
41 Total Administrative	10,742	22,000	(11,258)	49%
42 Project Development	-	450,000	(450,000)	0%
43 Total Expenses	\$ 14,953,437	\$ 23,759,111	\$ (8,805,674)	63%
44 Net Income	\$ 64,271	\$ (392,926)	\$ 457,197	-16%


No assurance is provided on these financial statements. The financial statements do not include a statement of cash flows. Substantially all disclosures required by accounting principles generally accepted in the United States are not included.



POMONA-WALNUT-ROWLAND JWLC
INVESTMENT REPORT
For The Period Ending September 30, 2025

Account Type	Issuer	Par Value	Market Value	Coupon Rate	Effective Yield	Accrued Interest Current Quarter*	Interest Deposited Fiscal YTD	Total Accrued & Deposited Interest Fiscal YTD	% of Portfolio
Investment Account	Local Agency Investment Fund	\$ 1,656,147	\$ 1,658,131	4.21%	4.21%	\$ 18,091	\$ 17,948	\$ 36,040	50.34%
Checking	Citizens Business Bank	\$ 1,635,696	\$ 1,635,696	0.00%	0.00%	N/A	N/A	N/A	49.66%
Total Cash & Investments		\$ 3,291,842	\$ 3,293,827	2.12%	2.12%	\$ 18,091	\$ 17,948	\$ 36,040	100.00%
				Weighted Average %					


All investments listed in this report comply with the Commission's Statement of Investment Policy. The Commission's cash balances and investment portfolio provides sufficient cash flow and liquidity to meet all normal obligations, excluding the purchase of water, for at least a six month period of time. All investment interest values shown above are based on annual rates of return.



POMONA-WALNUT-ROWLAND JWLC
INVESTMENT REPORT
For The Period Ending October 31, 2025

Account Type	Issuer	Par Value	Market Value	Coupon Rate	Effective Yield	Accrued Interest Current Quarter*	Interest Deposited Fiscal YTD	Total Accrued & Deposited Interest Fiscal YTD	% of Portfolio
Investment Account	Local Agency Investment Fund	\$ 1,674,238	\$ 1,676,244	4.15%	4.15%	\$ -	\$ 36,040	\$ 36,040	38.65%
Checking	Citizens Business Bank	\$ 2,660,490	\$ 2,660,490	0.00%	0.00%	N/A	N/A	N/A	61.35%
Total Cash & Investments		\$ 4,334,728	\$ 4,336,734	1.60%	1.60%	\$ -	\$ 36,040	\$ 36,040	100.00%
Weighted Average %									


All investments listed in this report comply with the Commission's Statement of Investment Policy. The Commission's cash balances and investment portfolio provides sufficient cash flow and liquidity to meet all normal obligations, excluding the purchase of water, for at least a six month period of time. All investment interest values shown above are based on annual rates of return.



POMONA-WALNUT-ROWLAND JWLC
INVESTMENT REPORT
For The Period Ending November 30, 2025

Account Type	Issuer	Par Value	Market Value	Coupon Rate	Effective Yield	Accrued Interest Current Quarter*	Interest Deposited Fiscal YTD	Total Accrued & Deposited Interest Fiscal YTD	% of Portfolio
Investment Account	Local Agency Investment Fund	\$ 1,674,238	\$ 1,677,469	4.10%	4.10%	\$ -	\$ 36,040	\$ 36,040	60.19%
Checking	Citizens Business Bank	\$ 1,109,550	\$ 1,109,550	0.00%	0.00%	N/A	N/A	N/A	39.81%
Total Cash & Investments		\$ 2,783,788	\$ 2,787,018	2.46%	2.46%	\$ -	\$ 36,040	\$ 36,040	100.00%
				<i>Weighted Average %</i>					

All investments listed in this report comply with the Commission's Statement of Investment Policy. The Commission's cash balances and investment portfolio provides sufficient cash flow and liquidity to meet all normal obligations, excluding the purchase of water, for at least a six month period of time. All investment interest values shown above are based on annual rates of return.



POMONA-WALNUT-ROWLAND JWLC
INVESTMENT REPORT
For The Period Ending December 31, 2025

Account Type	Issuer	Par Value	Market Value	Coupon Rate	Effective Yield	Accrued Interest Current Quarter*	Interest Deposited Fiscal YTD	Total Accrued & Deposited Interest Fiscal YTD	% of Portfolio
Investment Account	Local Agency Investment Fund	\$ 1,674,238	\$ 1,677,469	4.03%	4.03%	\$ 17,703	\$ 36,040	\$ 53,742	82.67%
Checking	Citizens Business Bank	\$ 351,666	\$ 351,666	0.00%	0.00%	N/A	N/A	N/A	17.33%
Total Cash & Investments		\$ 2,025,904	\$ 2,029,134	3.33%	3.33%	\$ 17,703	\$ 36,040	\$ 53,742	100.00%
				Weighted Average %					

All investments listed in this report comply with the Commission's Statement of Investment Policy. The Commission's cash balances and investment portfolio provides sufficient cash flow and liquidity to meet all normal obligations, excluding the purchase of water, for at least a six month period of time. All investment interest values shown above are based on annual rates of return.

POMONA-WALNUT-ROWLAND JOINT WATER LINE COMMISSION


235 South Brea Canyon Road
Walnut, California 91789-3002
(909) 595-7554

MEMORANDUM

TO: Commissioners Kwong, Lima, and Preciado **DATE:** February 12, 2026
FROM: Tom Monk, Administrative Officer
SUBJECT: Joint Water Line Operations Report

Inspection Report: During the four-month period ending on November 30, 2025, all paved portions of the JWL were driven weekly and visually checked for leaks, vandalism, and other potential problems. Additionally, the cross-country sections of the line were walked and nothing unusual was found. Routine maintenance was performed as needed.

Meter Testing: On November 13, 2025, staff tested and calibrated the JWL meters. All meters tested within the established parameters.



POMONA-WALNUT-ROWLAND JOINT WATER LINE COMMISSION

WATER USE DISTRIBUTION & BILLING

SEPTEMBER 2025


CONSUMPTION PER AGENCY (Per PWR Meter Reads)		
	Water Consumption (Acre-feet)	Allocation %
Pomona	776.676	35.343%
Walnut	901.230	41.010%
Rowland	519.656	23.647%
LaVerne	-	0.000%
TOTAL	2,197.562	100.000%

WATER PRODUCTION (ACTUAL)		
	Water Consumption (Acre-feet)	Allocation %
MWD	1,115.70	53.028%
TVMWD	988.30	46.972%
LaVerne	-	0.000%
Total	2,104.000	100.000%
PWR	2,197.562	
Difference	(93.562)	

CALCULATION OF AGENCY WATER CONSUMPTION (Water consumption billed to each agency based on amount of water purchased from MWD & TVMWD)							
Connection / Description	Billing Difference Allocation (Acre- feet)	Adj. Agency Consumption (Acre-Feet)	Adj. Agency Consumption for Billing (Rounded)	Water Purchased - MWD	Water Purchased - TVMWD	Water Purchased - LaVERNE WELL	Total Water Purchased (Acre-feet)
				53.028%	46.972%	0.000%	100.000%
Pomona	776.676	(33.067)	743.609	743.6	394.3	349.3	743.6
Walnut	901.230	(38.370)	862.860	862.9	457.6	405.3	862.9
Rowland	519.656	(22.125)	497.531	497.5	263.8	233.7	497.5
LaVerne	-	-	-	-	-	-	-
TOTAL	2,197.562	(93.562)	2,104.000	2,104.0	1,115.7	988.3	2,104.0

BILLING CHARGES PER AGENCY										
		MWD PM-15	TVMWD PM-21	MWD Capacity Reservation	TVMWD Connected Capacity	TVMWD Water Use Charge	Replacement	Admin Budget Assessment	MWD LRP Rebate Program	Billing Total
City of Pomona	Cons. (AF)	394.3	349.3						100.7	
	Allocation %			31.71%	52.00%	20.01%	25.00%	33.33%		
	Billing Rate	\$ 1,411.00	\$ 1,411.00	\$ 28,623.28	\$ 8,694.76	\$ 9,034.66	\$ 10,707.00	\$ 29,875.00	\$ (100.00)	
	Total	\$ 556,382.16	\$ 492,849.77	\$ 9,076.44	\$ 4,521.28	\$ 1,807.84	\$ 2,676.75	\$ 9,958.33	\$ (10,070.00)	\$ 1,067,202.57
Walnut Valley Water District	Cons. (AF)	457.6	405.3						-	
	Allocation %			39.02%	28.00%	48.09%	25.00%	33.33%		
	Billing Rate	\$ 1,411.00	\$ 1,411.00	\$ 28,623.28	\$ 8,694.76	\$ 9,034.66	\$ 24,098.00	\$ 29,875.00	\$ (100.00)	
	Total	\$ 645,608.07	\$ 571,887.12	\$ 11,168.80	\$ 2,434.53	\$ 4,344.77	\$ 6,024.50	\$ 9,958.33	\$ -	\$ 1,251,426.12
Rowland Water District	Cons. (AF)	263.8	233.7						-	
	Allocation %			29.27%	20.00%	31.90%	25.00%	33.33%		
	Billing Rate	\$ 1,411.00	\$ 1,411.00	\$ 28,623.28	\$ 8,694.76	\$ 9,034.66	\$ 15,269.00	\$ 29,875.00	\$ (100.00)	
	Total	\$ 372,262.47	\$ 329,754.42	\$ 8,378.02	\$ 1,738.95	\$ 2,882.06	\$ 3,817.25	\$ 9,958.34	\$ -	\$ 728,791.51
City of LaVerne	Cons. (AF)	-	-						-	
	Allocation %			0.00%	0.00%	0.00%	0.00%	0.00%		
	Billing Rate	\$ 1,411.00	\$ 1,411.00	\$ 28,623.28	\$ 8,694.76	\$ 9,034.66	\$ -	\$ -	\$ (100.00)	
	Total	\$ -	\$ -	\$ -	\$ -	\$ -	\$ -	\$ -	\$ -	\$ -

Total (A.F.)	1,115.7	988.3								2,104.0
Total (\$)	\$ 1,574,252.70	\$ 1,394,491.31	\$ 28,623.26	\$ 8,694.76	\$ 9,034.67	\$ 12,518.50	\$ 29,875.00	\$ (10,070.00)		\$ 3,047,420.20



POMONA-WALNUT-ROWLAND JOINT WATER LINE COMMISSION

WATER USE DISTRIBUTION & BILLING

OCTOBER 2025


CONSUMPTION PER AGENCY (Per PWR Meter Reads)		
	Water Consumption (Acre-feet)	Allocation %
Pomona	542.952	28.112%
Walnut	918.486	47.556%
Rowland	469.947	24.332%
LaVerne	-	0.000%
TOTAL	1,931.385	100.000%

WATER PRODUCTION (ACTUAL)		
	Water Consumption (Acre-feet)	Allocation %
MWD	821.10	42.694%
TVMWD	1,102.10	57.306%
LaVerne	-	0.000%
Total	1,923.200	100.000%
PWR	1,931.385	
Difference	(8.185)	

CALCULATION OF AGENCY WATER CONSUMPTION (Water consumption billed to each agency based on amount of water purchased from MWD & TVMWD)							
Connection / Description	Billing Difference Allocation (Acre-feet)	Adj. Agency Consumption (Acre-Feet)	Adj. Agency Consumption for Billing (Rounded)	Water Purchased - MWD	Water Purchased - TVMWD	Water Purchased - LaVERNE WELL	Total Water Purchased (Acre-feet)
				42.694%	57.306%	0.000%	100.000%
Pomona	542.952	(2.301)	540.651	540.7	309.8	-	540.7
Walnut	918.486	(3.892)	914.594	914.6	524.1	-	914.6
Rowland	469.947	(1.992)	467.955	468.0	268.2	-	468.0
LaVerne	-	-	-	-	-	-	-
TOTAL	1,931.385	(8.185)	1,923.200	1,923.2	821.1	1,102.1	1,923.2

BILLING CHARGES PER AGENCY										
		MWD PM-15	TVMWD PM-21	MWD Capacity Reservation	TVMWD Connected Capacity	TVMWD Water Use Charge	Replacement	Admin Budget Assessment	MWD LRP Rebate Program	Billing Total
City of Pomona	Cons. (AF)	230.8	309.8						205.4	
	Allocation %			31.71%	52.00%	20.01%	25.00%	33.33%		
	Billing Rate	\$ 1,411.00	\$ 1,411.00	\$ 28,623.28	\$ 8,694.76	\$ 9,034.66	\$ -	\$ -	\$ (100.00)	
	Total	\$ 325,698.42	\$ 437,160.18	\$ 9,076.44	\$ 4,521.28	\$ 1,807.84	\$ -	\$ -	\$ (20,540.00)	\$ 757,724.16
Walnut Valley Water District	Cons. (AF)	390.5	524.1						-	
	Allocation %			39.02%	28.00%	48.09%	25.00%	33.33%		
	Billing Rate	\$ 1,411.00	\$ 1,411.00	\$ 28,623.28	\$ 8,694.76	\$ 9,034.66	\$ -	\$ -	\$ (100.00)	
	Total	\$ 550,968.48	\$ 739,523.03	\$ 11,168.80	\$ 2,434.53	\$ 4,344.77	\$ -	\$ -	\$ -	\$ 1,308,439.61
Rowland Water District	Cons. (AF)	199.8	268.2						-	
	Allocation %			29.27%	20.00%	31.90%	25.00%	33.33%		
	Billing Rate	\$ 1,411.00	\$ 1,411.00	\$ 28,623.28	\$ 8,694.76	\$ 9,034.66	\$ -	\$ -	\$ (100.00)	
	Total	\$ 281,905.20	\$ 378,379.90	\$ 8,378.02	\$ 1,738.95	\$ 2,882.06	\$ -	\$ -	\$ -	\$ 673,284.13
City of LaVerne	Cons. (AF)	-	-						-	
	Allocation %			0.00%	0.00%	0.00%	0.00%	0.00%		
	Billing Rate	\$ 1,411.00	\$ 1,411.00	\$ 28,623.28	\$ 8,694.76	\$ 9,034.66	\$ -	\$ -	\$ (100.00)	
	Total	\$ -	\$ -	\$ -	\$ -	\$ -	\$ -	\$ -	\$ -	\$ -

Total (A.F.)	821.1	1,102.1	1,923.2							
Total (\$)	\$ 1,158,572.10	\$ 1,555,063.11	\$ 28,623.26	\$ 8,694.76	\$ 9,034.67	\$ -	\$ -	\$ (20,540.00)	\$ 2,739,447.90	



POMONA-WALNUT-ROWLAND JOINT WATER LINE COMMISSION

WATER USE DISTRIBUTION & BILLING

NOVEMBER 2025


CONSUMPTION PER AGENCY (Per PWR Meter Reads)		
	Water Consumption (Acre-feet)	Allocation %
Pomona	371.097	24.425%
Walnut	734.207	48.324%
Rowland	414.038	27.251%
LaVerne	-	0.000%
TOTAL	1,519.342	100.000%

WATER PRODUCTION (ACTUAL)		
	Water Consumption (Acre-feet)	Allocation %
MWD	502.40	33.068%
TVMWD	1,016.90	66.932%
LaVerne	-	0.000%
Total	1,519.300	100.000%
PWR	1,519.342	
Difference	(0.042)	

CALCULATION OF AGENCY WATER CONSUMPTION							
(Water consumption billed to each agency based on amount of water purchased from MWD & TVMWD)							
Connection / Description	Billing Difference Allocation (Acre- feet)	Adj. Agency Consumption (Acre-Feet)	Adj. Agency Consumption for Billing (Rounded)	Water Purchased - MWD	Water Purchased - TVMWD	Water Purchased - LaVERNE WELL	Total Water Purchased (Acre-feet)
				33.068%	66.932%	0.000%	100.000%
371.097	(0.010)	371.087	371.1	122.7	248.4	-	371.1
734.207	(0.020)	734.187	734.2	242.8	491.4	-	734.2
414.038	(0.011)	414.027	414.0	136.9	277.1	-	414.0
-	-	-	-	-	-	-	-
1,519.342	(0.042)	1,519.300	1,519.3	502.4	1,016.9	-	1,519.3

BILLING CHARGES PER AGENCY										
		MWD PM-15	TVMWD PM-21	MWD Capacity Reservation	TVMWD Connected Capacity	TVMWD Water Use Charge	Replacement	Admin Budget Assessment	MWD LRP Rebate Program	Billing Total
City of Pomona	Cons. (AF)	122.7	248.4						104.7	
	Allocation %			31.71%	52.00%	20.01%	25.00%	33.33%		
	Billing Rate	\$ 1,411.00	\$ 1,411.00	\$ 28,623.28	\$ 8,694.76	\$ 9,034.66	\$ -	\$ -	\$ (100.00)	
	Total	\$ 173,144.44	\$ 350,458.95	\$ 9,076.44	\$ 4,521.28	\$ 1,807.84	\$ -	\$ -	\$ (10,470.00)	\$ 528,538.95
Walnut Valley Water District	Cons. (AF)	242.8	491.4						-	
	Allocation %			39.02%	28.00%	48.09%	25.00%	33.33%		
	Billing Rate	\$ 1,411.00	\$ 1,411.00	\$ 28,623.28	\$ 8,694.76	\$ 9,034.66	\$ -	\$ -	\$ (100.00)	
	Total	\$ 342,562.34	\$ 693,375.10	\$ 11,168.80	\$ 2,434.53	\$ 4,344.77	\$ -	\$ -	\$ -	\$ 1,053,885.54
Rowland Water District	Cons. (AF)	136.9	277.1						-	
	Allocation %			29.27%	20.00%	31.90%	25.00%	33.33%		
	Billing Rate	\$ 1,411.00	\$ 1,411.00	\$ 28,623.28	\$ 8,694.76	\$ 9,034.66	\$ -	\$ -	\$ (100.00)	
	Total	\$ 193,179.62	\$ 391,011.86	\$ 8,378.02	\$ 1,738.95	\$ 2,882.06	\$ -	\$ -	\$ -	\$ 597,190.51
City of LaVerne	Cons. (AF)	-	-						-	
	Allocation %			0.00%	0.00%	0.00%	0.00%	0.00%		
	Billing Rate	\$ 1,411.00	\$ 1,411.00	\$ 28,623.28	\$ 8,694.76	\$ 9,034.66	\$ -	\$ -	\$ (100.00)	
	Total	\$ -	\$ -	\$ -	\$ -	\$ -	\$ -	\$ -	\$ -	\$ -

Total (A.F.)	502.4	1,016.9	1,519.3							
Total (\$)	\$ 708,886.40	\$ 1,434,845.91	\$ 28,623.26	\$ 8,694.76	\$ 9,034.67	\$ -	\$ -	\$ (10,470.00)	\$ 2,179,615.00	



POMONA-WALNUT-ROWLAND JOINT WATER LINE COMMISSION

WATER USE DISTRIBUTION & BILLING

DECEMBER 2025

CONSUMPTION PER AGENCY (Per PWR Meter Reads)		
	Water Consumption (Acre-feet)	Allocation %
Pomona	282.920	20.629%
Walnut	656.763	47.887%
Rowland	431.806	31.484%
LaVerne	-	0.000%
TOTAL	1,371.489	100.000%

WATER PRODUCTION (ACTUAL)		
	Water Consumption (Acre-feet)	Allocation %
MWD	301.60	22.102%
TVMWD	1,063.00	77.898%
LaVerne	-	0.000%
Total	1,364.600	100.000%
PWR	1,371.489	
Difference	(6.889)	

CALCULATION OF AGENCY WATER CONSUMPTION (Water consumption billed to each agency based on amount of water purchased from MWD & TVMWD)							
Connection / Description	Billing Difference Allocation (Acre- feet)	Adj. Agency Consumption (Acre-Feet)	Adj. Agency Consumption for Billing (Rounded)	Water Purchased - MWD	Water Purchased - TVMWD	Water Purchased - LaVERNE WELL	Total Water Purchased (Acre-feet)
				22.102%	77.898%	0.000%	100.000%
Pomona	282.920	(1.421)	281.499	281.5	62.2	219.3	281.5
Walnut	656.763	(3.299)	653.464	653.5	144.4	509.0	653.5
Rowland	431.806	(2.169)	429.637	429.6	95.0	334.7	429.6
LaVerne	-	-	-	-	-	-	-
TOTAL	1,371.489	(6.889)	1,364.600	1,364.6	301.6	1,063.0	1,364.6

BILLING CHARGES PER AGENCY										
		MWD PM-15	TVMWD PM-21	MWD Capacity Reservation	TVMWD Connected Capacity	TVMWD Water Use Charge	Replacement	Admin Budget Assessment	MWD LRP Rebate Program	Billing Total
City of Pomona	Cons. (AF)	62.2	219.3						-	
	Allocation %			31.71%	52.00%	20.01%	25.00%	33.33%		
	Billing Rate	\$ 1,411.00	\$ 1,411.00	\$ 28,623.28	\$ 8,694.76	\$ 9,034.66	\$ 10,707.00	\$ 29,875.00	\$ (100.00)	
	Total	\$ 87,786.89	\$ 309,408.04	\$ 9,076.44	\$ 4,521.28	\$ 1,807.84	\$ 2,676.75	\$ 9,958.33	\$ -	\$ 425,235.57
Walnut Valley Water District	Cons. (AF)	144.4	509.0						-	
	Allocation %			39.02%	28.00%	48.09%	25.00%	33.33%		
	Billing Rate	\$ 1,411.00	\$ 1,411.00	\$ 28,623.28	\$ 8,694.76	\$ 9,034.66	\$ 24,098.00	\$ 29,875.00	\$ (100.00)	
	Total	\$ 203,786.17	\$ 718,251.64	\$ 11,168.80	\$ 2,434.53	\$ 4,344.77	\$ 6,024.50	\$ 9,958.33	\$ -	\$ 955,968.74
Rowland Water District	Cons. (AF)	95.0	334.7						-	
	Allocation %			29.27%	20.00%	31.90%	25.00%	33.33%		
	Billing Rate	\$ 1,411.00	\$ 1,411.00	\$ 28,623.28	\$ 8,694.76	\$ 9,034.66	\$ 15,269.00	\$ 29,875.00	\$ (100.00)	
	Total	\$ 133,984.54	\$ 472,233.33	\$ 8,378.02	\$ 1,738.95	\$ 2,882.06	\$ 3,817.25	\$ 9,958.33	\$ -	\$ 632,992.48
City of LaVerne	Cons. (AF)	-	-						-	
	Allocation %			0.00%	0.00%	0.00%	0.00%	0.00%		
	Billing Rate	\$ 1,411.00	\$ 1,411.00	\$ 28,623.28	\$ 8,694.76	\$ 9,034.66	\$ -	\$ -	\$ (100.00)	
	Total	\$ -	\$ -	\$ -	\$ -	\$ -	\$ -	\$ -	\$ -	\$ -

Total (A.F.)	301.6	1,063.0								1,364.6
Total (\$)	\$ 425,557.60	\$ 1,499,893.01	\$ 28,623.26	\$ 8,694.76	\$ 9,034.67	\$ 12,518.50	\$ 29,875.00	\$ -	\$ -	\$ 2,014,196.80