

WALNUT VALLEY WATER DISTRICT

235 South Brea Canyon Road • Walnut, CA 91789-3002
(909) 595-7554 • Fax: (909) 444-5521
walnutvalleywater.gov



REGULAR BOARD MEETING MONDAY, APRIL 20, 2026 5:00 P.M.

*** MEETING LOCATION ***
WALNUT VALLEY WATER DISTRICT
235 South Brea Canyon Road
Walnut, CA 91789

Agenda materials are available for public review at <https://walnutvalleywater.gov/about-us/meetings-minutes-and-agendas/>.

Materials related to an item on this agenda submitted after distribution of the agenda packet are available for public review during regular business hours at the District office, located at: 235 S. Brea Canyon Road, Walnut, CA.

1. Flag Salute
2. Roll Call: Mr. Hilden_____ Ms. Kwong_____ Ms. Lee_____ Mr. Tang_____ Mr. Woo_____
3. Public Comment President Tang

The Presiding Officer of the Board of Directors may impose reasonable limitations on public comments to assure an orderly and timely meeting.

A. **Agenda Items** - Any person desiring to address the Board of Directors on any Agenda item may do so at the time the item is considered on the Agenda by requesting the privilege of doing so at this time and stating the Agenda item to be addressed. At the time the item is discussed, those requesting to speak will be called to do so.

B. **Non-Agenda Items** - At this time, the public shall have an opportunity to comment on any non-agenda item relevant to the jurisdiction of the District. Reasonable time limits on each topic and on each speaker are imposed in accordance with Board policy.

4. Agenda Changes/Addition President Tang

In accordance with Section 54954.2 of the Government Code, additions to the agenda require a two-thirds vote of the legislative body, or if less than two-thirds of the members are present, a unanimous vote of those members present. It shall be determined that there is a need to take immediate action and that the need for action came to the attention of the local agency after the posting of the agenda.

- A. Discussion B. Action Taken

5. Reorder of Agenda President Tang
 - A. Discussion B. Action Taken

- 6. Special Recognition & Team Milestones
 - A. [Congratulations to Fiona for obtaining the CompTIA Network + certification!](#)
 - B. [Matt Rosa was the top driver in March, receiving a safety score of 99](#)

7. Consider Approval of Consent Calendar (Items A-D)

Consent Calendar Notice:
 The items listed under the Consent Calendar are considered routine business and will be voted on together by one motion unless a Board Member, staff member, or member of the public requests separate action.

- A. [Minutes of the Regular Board Meeting held March 16, 2026](#)
- B. [Check Register](#)
- C. [Employee Expense Reimbursement Report](#)
- D. [Community Outreach Update \(Information Only\)](#)
 - (1) Discussion
 - (2) Action Taken

8. [Consider Approval of Director Expense Reports](#)

Provided are Expense Reports disclosing per diem requests for Director meeting attendance and an itemization of expenses incurred by the District on behalf of each Director.

- (1) Discussion
- (2) Action Taken

9. Treasurer's Report

Mr. Ning

- A. [Financial Dashboard as of February 28, 2026](#)
- B. [District Statement of Revenues, Expenses, and Change in Net Positions as of February 28, 2026](#)
- C. [District Statement of Net Position as of February 28, 2026](#)
- D. [Summary of Cash and Investments as of February 28, 2026](#)
 - (1) Discussion
 - (2) Action Taken

COMMITTEE REPORTS

Standing Committee Reports (The Chair of each committee that has met will report to the full Board)

10. Public Information/Community Relations/Legislative Action Committee

Director Kwong

- A. [Water Awareness Month Proclamation](#)
 - (1) Discussion
 - (2) Action Taken

11. Finance Committee

Director Lee

- A. [Investment Transaction Report](#)
 - (1) Discussion
 - (2) Action Taken
- B. [Revenue Bond - US Bank \(Information Only\)](#)

12. Engineering and Special Projects Director Woo
- A. [57 & 60 Freeway Improvements - 12 inch Recycled Water Main Relocation Along Golden Springs Drive \(P.N. 20-3681\)](#)
- (1) Discussion (2) Action Taken
- B. [Approve Additional Services Request No 13. With La Canada Design Group for the O&M Building Remodel Project Design \(P.N 19-3569-2\)](#)
- (1) Discussion (2) Action Taken
- C. [Declaration of Surplus Property](#)
- (1) Discussion (2) Action Taken
- D. [District Headquarters Access Improvements](#)
- (1) Discussion (2) Action Taken
- E. [Project Progress Reports](#) (Information Only)
- F. [Operations Report](#) (Information Only)
13. Personnel Committee Director Tang
- There are no items to come to the Board at this time.

OTHER ITEMS

14. TVMWD/MWD Director Hilden
15. P-W-R Joint Water Line Commission Mr. Monk
- A. [P-W-R JWL Report for Water Purchases for January \(Updated\), February and March 2026](#)
- B. Other Items
16. Puente Basin Water Agency Director Lee
17. Spadra Basin Groundwater Sustainability Agency Director Tang
18. General Manager's Report Ms. Shaw
- A. [District Activities Calendars for May, June and July 2026](#)
- B. [Underground Storage Tank \(UST\) Pollution Liability Program](#)
- C. Other Items
19. Water Supply and Conservation Ms. Shaw
- A. [District Water Supply and Conservation Update](#)
- B. [Statewide Water Supply Conditions](#)
20. Directors' Oral Reports All Directors
21. Legal Reports Mr. Ciampa
22. Board members and staff will be given an opportunity to request and suggest subjects for discussion at a future meeting

- 23 Board of Directors Business President Tang
- A. [Pressure Regulating Station Rehabilitation - Fountain Spring \(PRVFS\)](#)
(1) Discussion (2) Action Taken
 - B. [Ballot for the Local Agency Formation Commission \(LAFCO\) Special District Voting Representative](#)
(1) Discussion (2) Action Taken
 - C. [Election of Local Agency Formation Commission \(LAFCO\) Special District Voting Representative \(Unopposed\) \(Information Only\)](#)
 - D. [District Election Candidate Statements for Divisions II and III and Adoption of WVWD Election Services Resolution No. 04-26-753](#)
(1) Discussion (2) Action Taken
- 24 Closed Session
- A. Conference with Labor Negotiators (Government Code section 54957.6):
Agency designated representatives: Jim Ciampa and Board of Directors
Unrepresented employee: General Manager
- 25 Closed Session
- B. Reconvene to Open Session Report of Action, if any, Taken in Closed Session

Adjournment

Pursuant to the Americans with Disabilities Act, persons with a disability who require a disability-related modification or accommodation to participate in a meeting may request such modification or accommodation from the District's General Manager's Office at (909) 595-1268 Ext. 201. Notification forty-eight (48) hours prior to the meeting will enable District staff to make reasonable arrangements to assure accessibility to the meeting.

I, Lucie Cazares, MMC, Walnut Valley Water District, do hereby certify, under penalty of perjury under the laws of the State of California that a full and correct copy of this agenda was posted pursuant to Government Code Section 54950 et. seq., at 235 S. Brea Canyon Road, Walnut, CA., and uploaded to the Walnut Valley Water District website <https://walnutvalleywater.gov/about-us/meetings-minutes-and-agendas/>


Date Posted: April 16, 2026

Lucie Cazares, CMC, Executive Services Administrator

Special Recognition & Team Milestones



Congratulations!



Congratulations Fiona Tang for obtaining the CompTIA Network + certification!

Congratulations!



Congratulations to Matt Rosa, for being the top driver in March, and receiving a safety score of 99!

MINUTES OF REGULAR MEETING OF THE BOARD OF DIRECTORS OF WALNUT VALLEY WATER DISTRICT

March 16, 2026

At Walnut Valley Water District New Headquarters
235 South Brea Canyon Road, Walnut, CA 91789

DIRECTORS PRESENT:

Edwin Hilden
Jerry Tang
Scarlett Kwong
Theresa Lee
Henry Woo

DIRECTORS ABSENT:

None

STAFF PRESENT:

Sherry Shaw, General Manager/Chief Engineer
Jared Macias, Assistant General Manager
Bertha Perez, Director of Engineering
Alanna Diaz, Director of Administrative Services
James Ning, Director of Finance
Lily Lopez, Director of External Affairs & Sustainability
Tom Monk, Director of Operations
Lucie Cazares, Executive Services Administrator
Reid Miller, Legal Counsel

The meeting was called to order at 5:00 p.m. with President Tang presiding.

Guests and Others in Attendance: Three Valleys Municipal Water District (TVMWD) Director Mike Ti, and Chief Finance Officer Erika Gomez; WVWD staff Greg Galindo, Fiona Tang, Monique Fitchett, and Ron Woodruff.

Item 3: Public Comment

- ◆ There were no requests for public comment. (Item 3)

Item 4: Additions to the Agenda

- ◆ There were no requests for additions to the agenda. (Item 4)

Item 5: Reorder of the Agenda

- ◆ There were no requests for reordering of the agenda. (Item 5)

Item 6: Special Recognition & Team Milestones

- ◆ Ms. Shaw recognized the following employees
 - Ron Woodruff for 15 years of service with the District (Item 6-A)
 - Employees of the year: Alejandro Roque, Alyssa Banzil, and Alexandra Cortez (Item 6-B)
 - Steven Carcano for top driver in February (Item 6-C)

Item 7: Consider Approval of Consent Calendar

- ◆ The Board was asked to approve the Consent Calendar, consisting of the minutes of the Regular Board meeting held on February 17, 2026, the Check Register, the Employee Expense Reimbursement Report, and the Community Outreach Report. (Item 7 A-D)

Motion No. 26-03-2284: Upon consideration thereof, it was moved by Director Lee, seconded by Director Hilden, and carried 5-0 to approve the Consent Calendar, consisting of the Regular Board meeting held on February 17, 2026, the Check Register, the Employee Expense Reimbursement Report, and the Community Outreach Report. (Item 7 A-D)

President Tang indicated Motion No. 26-03-2284 was approved by a 5-0

Item 8: Director Expense Reports

- ◆ The Board was asked to receive, approve, and file the Board member expense reports indicating per diem requests for meeting attendance and individual reports of additional expenses incurred by the District on behalf of each Director for events occurring during February 2026. (Item 8)

Motion No. 26-03-2285: Upon consideration thereof, it was moved by Director Lee, seconded by Director Woo, and carried 5-0 to receive, approve, and file the Board member expense reports indicating per diem requests for meeting attendance and individual reports of additional expenses incurred by the District on behalf of each Director for events occurring during February 2026. (Item 8)

President Tang indicated Motion No. 26-03-2285 was approved by a 5-0

Item 9: Treasurer’s Reports

- ◆ Mr. Ning presented the Financial Dashboard as of January 31, 2026, the District Statement of Revenue, Expenses, and Change in Net Position as of January 31, 2026, the District Statement of Net Position as of January 31, 2026, and the Summary of Cash and Investments as of January 31, 2026. (Items 11 - A, B, C, D)

Motion No. 26-03-2286: Upon consideration thereof, it was moved by Director Lee, seconded by Director Hilden, and carried 5-0 to receive, approve, and file the Financial Dashboard as of January 31, 2026, the District Statement of Revenue, Expenses, and Change in Net Position as of January 31, 2026, the District Statement of Net Position as of January 31, 2026, and the Summary of Cash and Investments as of January 31, 2026. (Items 9 - A, B, C, D)

President Tang indicated Motion No. 26-03-2286 was approved by a 5-0

Committee Chair Reports

Item 10: Public Information/Community Relations/Legislative Action Committee – Director Kwong

- ◆ There are no items to come to the Board at this time. (Item 10)

Item 11: Finance Committee – Director Lee

- ◆ Mr. Ning reviewed the District’s investment transaction report for the period ending February 28, 2026. The Board was then asked to receive, approve, and file the investment transactions report. (Item 11-A)

Motion No. 26-03-2287: Upon consideration thereof, it was moved by Director Lee, seconded by Director Tang, and carried 5-0, to receive, approve, and file the investment transactions report. (Item 11-A)

President Tang indicated Motion No. 26-03-2287 was approved by a 5-0

- ◆ As a matter of information only, the Board received a Revenue Bond Funds Held in Trust – US Bank. (Item 11-B)

Item 12: Engineering Committee – Director Woo

- ◆ Ms. Perez reviewed the Project Status Report included in the Board Packet. No action was taken by the Board. (Item 12-A)
- ◆ Mr. Monk reviewed the Operations Report included in the Board Packets. No action was taken by the board. (Item 12-B)

Item 13: Personnel Committee – Director Tang

- ◆ The Board was asked to approve the enclosed departmental listings of obsolete District records that are proposed by staff and reviewed by Legal Counsel for destruction in accordance with the Records Retention Schedule. (Item 13)

Motion No. 26-03-2288: Upon consideration thereof, it was moved by Director Tang, seconded by Director Lee, and carried 5-0, to approve the enclosed departmental listings of obsolete District records that are proposed by staff and reviewed by Legal Counsel for destruction in accordance with the Records Retention Schedule. (Item 13)

President Tang indicated Motion No. 26-03-2288 was approved by a 5-0

Item 14 : TVMWD/MWD

- ◆ Updates on TVMWD/MWD business matters were provided by TVMWD Chief Financial Officer Erika Gomez. (Item 14)

Item 15: The P-W-R Joint Water Line Commission

- ◆ Mr. Monk reported on the P-W-R Joint Water Line Commission water use report for the month of January 2026. (Item 15)

Item 16: Puente Basin Water Agency (PBWA)

- ◆ Director Lee reported the next PBWA meeting is scheduled for Thursday April 2, 2026. (Item 16)

Item 17: Spadra Basin Groundwater Sustainability Agency

- ◆ Director Tang reported on the March 2, 2026 Spadra Basin GSA Executive Committee meeting. (Item 17)

Item 18: General Manager's Report

- ◆ The Board received the District's activities calendars for April, May, and June 2026. (Item 18-A)
- ◆ The Board received information regarding a Federal Grant for \$850,000 that the District received for EOC/Cybersecurity. (Item 18-B)

Item 19: Water Supply and Conservation

- ◆ The Board received reports and graphs of the following items: District potable and recycled water use, Calendar Year 2026 purchased water estimate, conservation goal summary, climate summary, and 2026 monthly water consumption versus the 2013 and 2020 baseline years. The report noted that the District's water usage for February 2026 was 28.54% lower than usage in February 2020 and 24.40% lower than usage in February 2013. (Item 19-A)
- ◆ The Board viewed reports on California's water supply and reservoir conditions as of March 2, 2026. (Item 19-B)

Item 20: Directors' Oral Reports

(NOTE: Board meeting minutes provide written reports of Board meetings, Committee meetings, and District associated activities. Directors may include reports of their participation in non-expense or per diem paid community events as a matter of information.) (Item 20)

- ◆ Director Hilden reported the following on his activities for February: DB Chinese Association's Lunar New Year, Public Info Committee, Finance Committee, Engineering Committee, PWR Committee, DB Community Foundation's Annual Gala, WVWD Board Meeting, TVMWD Board Meeting, WVWD Employee's Hi-Five Fest, TVMWD Leadership Breakfast.
- ◆ Director Kwong reported the following on her activities for February: Diamond Bar Chinese American Association Lunar New Year Celebration, SGV Chamber Government Affair Committee, Public Info Committee, PWR-JWL Commission, Board Meeting, Employee Recognition.
- ◆ Director Lee reported the following on her activities for February: WVWD Building Ad Hoc Committee Meeting, PBWA Board Meeting, Diamond Bar Chinese American Association Lunar New Year Festival at DB High School, WVWD Finance Committee Meeting, WVWD Board Meeting, New District HQ Hi-Five Fest Employee Award Ceremony, Brahma Fashion Show, Three Valley Leadership Breakfast, Diamond Bar Evergreen Club.
- ◆ Director Tang reported on the following activities for February: Signing Resolutions for PWR, PBWA, and Spadra Basin GSA, Diamond Bar Chinese Lunar Year Event, WVWD Public Information/Community Relations/ Legislative Action Committee Meeting, Meeting with the General Manager and Assistant General Manager, DB Community Club Gala, WVWD Board Meeting, WVWD Employee Recognition, TVMWD Leadership Breakfast, DB Evergreen Club Chinese New Year Celebration, City of Walnut Lunar Year Celebration
- ◆ Director Woo's reported on the following activities for February: Three Valley MWD Board Meeting, HQ Ad Hoc Committee Meeting, Finance Committee Meeting, Engineering Committee Meeting, Personnel Committee Meeting, WVWD Board Meeting, Employee Appreciation Lunch Event, Three Valley MWD Leadership Breakfast.

Item 21: Legal Reports

- ◆ There were no items to report at this time. (Item 21).

Item 22: Items for Future Discussion

- ◆ There were no requests for future discussion items. (Item 22)

Item 23: Board of Directors Business

- ◆ The Board was asked to ratify the Maintenance Services Agreement for 2026 with OPARC for fire hydrant painting services (Item 23-A)

Motion No. 26-03-2289: Upon consideration thereof, it was moved by Director Lee, seconded by Director Kwong, and carried 5-0, to ratify the Maintenance Services Agreement for 2026 with OPARC for fire hydrant painting services (Item 23-A)

President Tang indicated Motion No. 26-03-2289 was approved by a 5-0

- ◆ The Board was asked to waive the formal bidding process requirement under the Purchasing and Procurement Policy, Section VI. 1, c for General Purchases over \$50,000; Transfer \$130,000 from Capital Improvement Projects fund to be used to pay for new CIP Cisco Nexus Switches Replacement; Authorize the General Manager to approve the proposal with Data Center Warehouse for the Cisco Nexus Switches Replacement Project in the amount of \$129,681.04. (Item 23-B)

Motion No. 26-03-2290: Upon consideration thereof, it was moved by Director Woo, seconded by Director Lee, and carried 5-0, to waive the formal bidding process requirement under the Purchasing and Procurement Policy, Section VI. 1, c for General Purchases over \$50,000; Transfer \$130,000 from Capital Improvement Projects fund to be used to pay for new CIP Cisco Nexus Switches Replacement; Authorize the General Manager to approve the proposal with Data Center Warehouse for the Cisco Nexus Switches Replacement Project in the amount of \$129,681.04. (Item 23-B)

President Tang indicated Motion No. 26-03-2290 was approved by a 5-0

Item 24: Public Comment on Closed Session Item

Adjournment to closed session - 6:04 p.m.

- ◆ No public comment was received.

Item 25: Closed Session

- ◆ The Board met in closed session in accordance with Government Code §54957.6 to conduct a labor negotiation session with the General Manager as an unrepresented employee. (Item 25)

Item 26: Reconvene in Open Session/ Report of Action Taken in Closed Session – 6:59 P.M.

- ◆ The Board reconvened in open session at 6:59 p.m.
- ◆ There was no reportable action taken in closed session.

Adjournment

- ◆ The meeting was adjourned at 7:00 p.m.

Walnut Valley Water District
Check Register For the Month of March 2026

| CHECK NUMBER | DATE | PAYEE | AMOUNT |
|----------------|-----------|------------------------------------------|--------------|
| 13373 | 3/23/2026 | Total Clean-Voided | |
| 13518 | 3/18/2026 | Ekos-Voided | |
| EFT00000001629 | 3/24/2026 | Southern Calif Gas Company-Voided | |
| 13593 | 3/3/2026 | Federal Express | \$ 17.96 |
| 13594 | 3/3/2026 | Geiger West Monrovia | \$ 5,958.56 |
| 13595 | 3/3/2026 | P F Pettibone & Co. | \$ 430.50 |
| 13596 | 3/3/2026 | Western Water Works | \$ 1,397.30 |
| 13597 | 3/3/2026 | Grainger | \$ 75.97 |
| 13598 | 3/3/2026 | Cintas Corporation #150 | \$ 479.34 |
| 13599 | 3/3/2026 | Ferguson Waterworks - Santa Ana | \$ 3,037.72 |
| 13600 | 3/3/2026 | Morrow-Meadows Corporation | \$ 919.56 |
| 13601 | 3/3/2026 | EcoTech Services, Inc. | \$ 20,915.00 |
| 13602 | 3/3/2026 | D & H Water Systems, Inc. | \$ 1,743.76 |
| 13603 | 3/3/2026 | Associated Soils Engineering, Inc. | \$ 3,225.00 |
| 13604 | 3/3/2026 | Shute, John | \$ 1,020.00 |
| 13605 | 3/3/2026 | J. De Sigio Construction, Inc. | \$ 13,808.25 |
| 13606 | 3/3/2026 | West Coast Sand and Gravel, Inc. | \$ 7,455.72 |
| 13607 | 3/3/2026 | State Water Resources Ctrl Bd - Cert Rnw | \$ 120.00 |
| 13608 | 3/3/2026 | Tri County Pump Company | \$ 33,899.13 |
| 13609 | 3/3/2026 | Echologics, LLC | \$ 2,122.50 |
| 13610 | 3/3/2026 | Iga Printing | \$ 1,163.16 |
| 13611 | 3/3/2026 | HASA, Inc. | \$ 2,701.16 |
| 13612 | 3/3/2026 | Backgrounds Online | \$ 160.42 |
| 13613 | 3/3/2026 | 11:11 Systems, Inc. | \$ 479.00 |
| 13614 | 3/3/2026 | Searock Stafford CM, Inc. | \$ 12,150.00 |
| 13615 | 3/3/2026 | Cortez, Alexandra | \$ 60.25 |
| 13616 | 3/3/2026 | Eurofins Eaton Analytical, LLC | \$ 1,598.00 |
| 13617 | 3/3/2026 | I Do Coffee, Inc. | \$ 1,399.31 |
| 13618 | 3/3/2026 | Studson Inc | \$ 5,355.38 |
| 13619 | 3/3/2026 | Black Forest LTD | \$ 629.40 |
| 13620 | 3/4/2026 | DSK Landscape Architects, Inc. | \$ 1,400.00 |
| 13621 | 3/10/2026 | Azteca Landscape | \$ 15,675.00 |
| 13622 | 3/10/2026 | Badger Meter, Inc. | \$ 1,442.74 |
| 13623 | 3/10/2026 | Federal Express | \$ 152.22 |
| 13624 | 3/10/2026 | Graybar Electric Company, Inc. | \$ 1,979.82 |
| 13625 | 3/10/2026 | Hach Company | \$ 1,123.27 |
| 13626 | 3/10/2026 | IDEXX Laboratories Inc. | \$ 124.07 |
| 13627 | 3/10/2026 | IMS Commercial Ice Systems Refrigeration | \$ 274.65 |
| 13628 | 3/10/2026 | McMaster-Carr Supply Company | \$ 443.01 |
| 13629 | 3/10/2026 | Water Education Foundation | \$ 1,500.00 |
| 13630 | 3/10/2026 | Grainger | \$ 4,636.49 |

Walnut Valley Water District
Check Register For the Month of March 2026

| CHECK NUMBER | DATE | PAYEE | AMOUNT |
|--------------|-----------|-------------------------------------------------------|---------------|
| 13631 | 3/10/2026 | Cintas Corporation #150 | \$ 221.81 |
| 13632 | 3/10/2026 | Rowland Water District | \$ 435.70 |
| 13633 | 3/10/2026 | Fuel Pros, Inc. | \$ 250.00 |
| 13634 | 3/10/2026 | Verizon Connect Fleet USA LLC | \$ 664.24 |
| 13635 | 3/10/2026 | InfoSend, Inc. | \$ 4,079.10 |
| 13636 | 3/10/2026 | Genesis Computer Systems, Inc. | \$ 13,410.68 |
| 13637 | 3/10/2026 | Online Information Services, Inc. | \$ 333.42 |
| 13638 | 3/10/2026 | Create A Party Inc. | \$ 2,825.14 |
| 13639 | 3/10/2026 | De La Rosa, Vicente | \$ 21.94 |
| 13640 | 3/10/2026 | Beyond Software Solutions | \$ 1,000.00 |
| 13641 | 3/10/2026 | Fleming, Carmen | \$ 60.07 |
| 13642 | 3/10/2026 | BAVCO | \$ 201.00 |
| 13643 | 3/10/2026 | Cintas First Aid & Safety LOC#168 | \$ 217.31 |
| 13644 | 3/10/2026 | West Coast Sand and Gravel, Inc. | \$ 3,449.84 |
| 13645 | 3/10/2026 | Azusa Land Reclamation, Inc. | \$ 1,011.77 |
| 13646 | 3/10/2026 | Safety Kleen System, Inc. | \$ 280.00 |
| 13647 | 3/10/2026 | SiteOne Landscape Supply Holding, LLC | \$ 1,708.67 |
| 13648 | 3/10/2026 | Velosa, Donna | \$ 64.67 |
| 13649 | 3/10/2026 | Wienhoff and Associates, Inc. | \$ 176.00 |
| 13650 | 3/10/2026 | HASA, Inc. | \$ 1,626.62 |
| 13651 | 3/10/2026 | Raymond Handling Solutions, Inc. | \$ 94.00 |
| 13652 | 3/10/2026 | Healthequity, Inc. | \$ 17.70 |
| 13653 | 3/10/2026 | GNA - Brook Fire Protection, Inc. | \$ 171.00 |
| 13654 | 3/10/2026 | Aqua Backflow, Inc | \$ 2,774.00 |
| 13655 | 3/10/2026 | Thermal Concepts, Inc. | \$ 1,978.47 |
| 13656 | 3/10/2026 | Corelogic Solutions, LLC | \$ 273.18 |
| 13657 | 3/10/2026 | Beyond Limits - Altec, Inc. | \$ 50.00 |
| 13658 | 3/10/2026 | Equitable Financial Life Insurance Company of America | \$ 228.96 |
| 13659 | 3/10/2026 | Purchase Power | \$ 500.00 |
| 13660 | 3/10/2026 | Hubbell Lenoir City | \$ 8,909.23 |
| 13661 | 3/10/2026 | Total Clean | \$ 7,596.00 |
| 13662 | 3/10/2026 | Horizon Lighting, Inc. | \$ 1,103.74 |
| 13663 | 3/10/2026 | Poseidon Education, LLC | \$ 19,500.00 |
| 13664 | 3/10/2026 | SHI International Corp. | \$ 94,231.85 |
| 13665 | 3/10/2026 | Suriati, Sue | \$ 1,783.62 |
| 13666 | 3/17/2026 | ACWA Services Corporation | \$ 168,262.93 |
| 13667 | 3/17/2026 | Ken's Ace Hardware | \$ 21.93 |
| 13668 | 3/17/2026 | Pollardwater | \$ 364.64 |
| 13669 | 3/17/2026 | United Rentals Northwest, Inc. | \$ 1,900.76 |
| 13670 | 3/17/2026 | Cintas Corporation #150 | \$ 221.81 |
| 13671 | 3/17/2026 | Chandler Asset Management, Inc. | \$ 2,705.71 |

Walnut Valley Water District
Check Register For the Month of March 2026

| CHECK NUMBER | DATE | PAYEE | AMOUNT |
|--------------|-----------|------------------------------------------------|--------------|
| 13672 | 3/17/2026 | Ground Control Systems, Inc. | \$ 478.95 |
| 13673 | 3/17/2026 | InfoSend, Inc. | \$ 15,804.35 |
| 13674 | 3/17/2026 | Frontier Communications | \$ 3,370.98 |
| 13675 | 3/17/2026 | SiteOne Landscape Supply Holding, LLC | \$ 267.88 |
| 13676 | 3/17/2026 | Premier Family Medicine Associates, Inc. | \$ 79.00 |
| 13677 | 3/17/2026 | HASA, Inc. | \$ 1,712.23 |
| 13678 | 3/17/2026 | Spadra Basin Groundwater Sustainability Agency | \$ 2,823.75 |
| 13679 | 3/17/2026 | Bay Alarm Company | \$ 1,121.37 |
| 13680 | 3/17/2026 | GNA - Brook Fire Protection, Inc. | \$ 3,379.67 |
| 13681 | 3/17/2026 | Public Water Agencies Group | \$ 2,743.00 |
| 13682 | 3/17/2026 | Lagerlof, LLP | \$ 4,717.50 |
| 13683 | 3/17/2026 | Central Communications | \$ 1,583.00 |
| 13684 | 3/17/2026 | West Yost & Associates, Inc. | \$ 18,332.25 |
| 13685 | 3/17/2026 | Valley Vista Services, Inc. | \$ 1,695.02 |
| 13686 | 3/17/2026 | La Canada Design Group, Inc. | \$ 9,613.90 |
| 13687 | 3/17/2026 | Elite Signs and Graphics | \$ 418.80 |
| 13688 | 3/17/2026 | Planeteria Media LLC | \$ 3,300.00 |
| 13689 | 3/17/2026 | Carcano, Steven | \$ 250.00 |
| 13690 | 3/17/2026 | Axelliant LLC | \$ 386.24 |
| 13691 | 3/17/2026 | CPI | \$ 175.50 |
| 13692 | 3/17/2026 | Resource One Low Voltage Security Inc. | \$ 516.46 |
| 13693 | 3/17/2026 | La Habra Fence Co., LLC | \$ 722.00 |
| 13694 | 3/17/2026 | American Business Bank | \$ 6,340.26 |
| 13695 | 3/17/2026 | Leadership Development Network | \$ 67.50 |
| 13696 | 3/17/2026 | NAZ Electric and Controls, Inc. | \$ 27,000.00 |
| 13697 | 3/17/2026 | Charter Communications | \$ 35.00 |
| 13698 | 3/17/2026 | MaintainX Inc. | \$ 19,640.00 |
| 13699 | 3/23/2026 | Vista Ford Lincoln | \$ 47,188.33 |
| 13700 | 3/24/2026 | AT&T Mobility II, LLC | \$ 610.10 |
| 13701 | 3/24/2026 | Hach Company | \$ 72.77 |
| 13702 | 3/24/2026 | Core & Main LP | \$ 47,941.63 |
| 13703 | 3/24/2026 | Ken's Ace Hardware | \$ 63.36 |
| 13704 | 3/24/2026 | Liebert, Cassidy, & Whitmore | \$ 1,685.00 |
| 13705 | 3/24/2026 | City of Pomona - Revenue Mgmt. | \$ 2,147.45 |
| 13706 | 3/24/2026 | Verizon Wireless | \$ 1,067.07 |
| 13707 | 3/24/2026 | VWR International, Inc. | \$ 171.87 |
| 13708 | 3/24/2026 | Western Water Works | \$ 3,413.11 |
| 13709 | 3/24/2026 | Grainger | \$ 4,064.88 |
| 13710 | 3/24/2026 | Jack's Lock & Key | \$ 313.04 |
| 13711 | 3/24/2026 | Cintas Corporation #150 | \$ 221.81 |
| 13712 | 3/24/2026 | Diamond Bar Community Foundation | \$ 200.00 |
| 13713 | 3/24/2026 | County Sanitation Districts of LA County | \$ 21,144.32 |

Walnut Valley Water District
Check Register For the Month of March 2026

| CHECK NUMBER | DATE | PAYEE | AMOUNT |
|--------------|-----------|--------------------------------------------|--------------|
| 13714 | 3/24/2026 | Western Exterminator Company | \$ 197.84 |
| 13715 | 3/24/2026 | Kiwanis Club of The Heights | \$ 200.00 |
| 13716 | 3/24/2026 | Office Solutions Business Prod. & Svcs,LLC | \$ 350.05 |
| 13717 | 3/24/2026 | Cintas First Aid & Safety LOC#168 | \$ 282.24 |
| 13718 | 3/24/2026 | West Coast Sand and Gravel, Inc. | \$ 2,173.54 |
| 13719 | 3/24/2026 | Hill Brothers Chemical Company | \$ 883.26 |
| 13720 | 3/24/2026 | Iga Printing | \$ 1,238.75 |
| 13721 | 3/24/2026 | HASA, Inc. | \$ 2,711.03 |
| 13722 | 3/24/2026 | Green Media Creations, Inc. | \$ 250.00 |
| 13723 | 3/24/2026 | Canon Solutions America, Inc. | \$ 6,644.37 |
| 13724 | 3/24/2026 | GNA - Brook Fire Protection, Inc. | \$ 111.80 |
| 13725 | 3/24/2026 | Valley Vista Services, Inc. | \$ 499.88 |
| 13726 | 3/24/2026 | Via Promotionals, Inc. | \$ 4,278.34 |
| 13727 | 3/24/2026 | Ekos | \$ 2,148.00 |
| 13728 | 3/24/2026 | Axelliant LLC | \$ 5,560.00 |
| 13729 | 3/24/2026 | Nextiva, Inc. | \$ 2,877.31 |
| 13730 | 3/24/2026 | Total Clean | \$ 5,414.50 |
| 13731 | 3/24/2026 | Horizon Lighting, Inc. | \$ 89.99 |
| 13732 | 3/24/2026 | Eurofins Eaton Analytical, LLC | \$ 3,538.00 |
| 13733 | 3/24/2026 | NAZ Electric and Controls, Inc. | \$ 1,980.00 |
| 13734 | 3/24/2026 | Phillips Tank & Structure | \$ 30,458.00 |
| 13735 | 3/31/2026 | Badger Meter, Inc. | \$ 24,511.99 |
| 13736 | 3/31/2026 | LA County Registrar-Recorder/County Clerk | \$ 20.00 |
| 13737 | 3/31/2026 | LA County Registrar-Recorder/County Clerk | \$ 20.00 |
| 13738 | 3/31/2026 | Hach Company | \$ 1,613.33 |
| 13739 | 3/31/2026 | Core & Main LP | \$ 2,506.77 |
| 13740 | 3/31/2026 | IMS Commercial Ice Systems Refrigeration | \$ 528.30 |
| 13741 | 3/31/2026 | Liebert, Cassidy, & Whitmore | \$ 721.00 |
| 13742 | 3/31/2026 | South Coast A.Q.M.D. | \$ 2,946.28 |
| 13743 | 3/31/2026 | Cintas Corporation #150 | \$ 540.91 |
| 13744 | 3/31/2026 | Fuel Pros, Inc. | \$ 752.10 |
| 13745 | 3/31/2026 | Commercial Door Company | \$ 1,460.05 |
| 13746 | 3/31/2026 | Applied Technology Group, Inc. | \$ 340.00 |
| 13747 | 3/31/2026 | Industry Public Utility Commission | \$ 829.94 |
| 13748 | 3/31/2026 | Morrow-Meadows Corporation | \$ 11,137.50 |
| 13749 | 3/31/2026 | Associated Soils Engineering, Inc. | \$ 1,600.00 |
| 13750 | 3/31/2026 | J. De Sigio Construction, Inc. | \$ 771.75 |
| 13751 | 3/31/2026 | Office Solutions Business Prod. & Svcs,LLC | \$ 2,110.22 |
| 13752 | 3/31/2026 | S & J Supply Company, Inc. | \$ 2,814.42 |
| 13753 | 3/31/2026 | State Water Resources Control Brd - ELAP | \$ 4,615.00 |
| 13754 | 3/31/2026 | OPARC, Inc. | \$ 4,994.15 |
| 13755 | 3/31/2026 | HASA, Inc. | \$ 570.74 |
| 13756 | 3/31/2026 | Valley Power Systems, Inc. | \$ 7,094.29 |
| 13757 | 3/31/2026 | GNA - Brook Fire Protection, Inc. | \$ 253.20 |
| 13758 | 3/31/2026 | Autonovation Mobile Auto Repair | \$ 1,351.72 |
| 13759 | 3/31/2026 | Via Promotionals, Inc. | \$ 290.29 |

Walnut Valley Water District
Check Register For the Month of March 2026

| CHECK NUMBER | DATE | PAYEE | AMOUNT |
|-----------------|-----------|-----------------------------------------------|-----------------|
| 13760 | 3/31/2026 | STEMhero, LLC | \$ 542.00 |
| 13761 | 3/31/2026 | Axelliant LLC | \$ 24,780.00 |
| 13762 | 3/31/2026 | Tang, Fiona | \$ 351.00 |
| 13763 | 3/31/2026 | Merrimac Energy Group | \$ 10,286.76 |
| 13764 | 3/31/2026 | Pitney Bowes Global Financial Svc LLC | \$ 272.86 |
| 13765 | 3/31/2026 | D 7 Consulting Inc. | \$ 2,415.00 |
| 13766 | 3/31/2026 | Henschel Pump Test LLC | \$ 1,500.00 |
| 13767 | 3/31/2026 | Shoeteria | \$ 193.50 |
| 13768 | 3/31/2026 | NAZ Electric and Controls, Inc. | \$ 1,140.00 |
| 13769 | 3/31/2026 | Diamond Environmental Services LP | \$ 1,561.83 |
| 13770 | 3/31/2026 | Standard Insurance Company | \$ 6,615.65 |
| 13771 | 3/31/2026 | Conscious Leadership Partners LLC | \$ 7,500.00 |
| 13772 | 3/31/2026 | Succs 2 b you succulents, cacti & houseplants | \$ 750.00 |
| 13773 | 3/31/2026 | Lifesoulgarden Plant Shop | \$ 900.00 |
| 13774 | 3/31/2026 | Wyland Foundation | \$ 3,000.00 |
| EFT000000001620 | 3/4/2026 | Puente Basin Water Agency | \$ 487,642.51 |
| EFT000000001621 | 3/4/2026 | Pomona-Walnut-Rowland JWL Commission | \$ 1,113,508.01 |
| EFT000000001622 | 3/4/2026 | Boostlingo, LLC | \$ 95.00 |
| EFT000000001623 | 3/11/2026 | Amazon Capital Services, Inc. | \$ 5,737.04 |
| EFT000000001624 | 3/11/2026 | Quest Building Services | \$ 2,350.00 |
| EFT000000001625 | 3/11/2026 | M3 Office Inc | \$ 200,048.97 |
| EFT000000001626 | 3/18/2026 | Pacific Hydrotech Corporation | \$ 120,464.74 |
| EFT000000001627 | 3/25/2026 | Boostlingo, LLC | \$ 95.00 |
| EFT000000001628 | 3/25/2026 | The Printery, Inc. | \$ 1,138.66 |
| EFT000000001630 | 3/24/2026 | State Board of Equalization - Use Tax | \$ 767.00 |
| EFT000000001631 | 3/26/2026 | DPR Construction, A General Partnership | \$ 986,095.87 |
| EFT000000001632 | 3/31/2026 | Bill Operations LLC | \$ 24,845.35 |
| TOTAL | | | \$ 3,903,558.08 |

Reviewed by:  Director of Finance 4-16-2026
Date

Reviewed by:  General Manager 4/16/2026
Date

**Walnut Valley Water District
 Monthly Employee Expense Reimbursements
 Exceeding the Amount of \$100.00
 For the Month of March 31, 2026**



| Date | Check Number | Employee Name | Description | Amount |
|-----------|--------------|-----------------|-------------------------|-------------|
| 3/3/2026 | 013604 | Shute, John | Education Reimbursement | \$ 1,020.00 |
| 3/17/2026 | 013689 | Carcano, Steven | Expense Reimbursement | \$ 250.00 |
| 3/31/2026 | 013762 | Tang, Fiona | Education Reimbursement | \$ 351.00 |
| | | | | |
| | | | | |
| | | | | |
| | | | | |
| | | | | |
| | | | | |
| | | | | |
| | | | | |

In accordance with California Government Code Section 53065.5, the District shall, at least annually, disclose all reimbursements paid to any employee for an individual charge that is at least one hundred dollars (\$100).

WVWD – Staff Report



TO: Board of Directors
FROM: General Manager
DATE: April 20, 2026
SUBJECT: Community Outreach Update

Action/Discussion Fiscal Impact Resolution Information Only

RECOMMENDATION

For information only.

BACKGROUND INFORMATION:

External Affairs & Sustainability Outreach Update

1. April Inserts
District customers received the inserts noted below (front/back) with their monthly bill statement.

Insert Front

Protecting Your Drinking Water

At WVWD, we work to keep our drinking water clean and safe through our cross connection control and backflow prevention programs. These programs help prevent situations where non-potable water could come into contact with the drinking water system.

A cross connection is an actual or potential connection between the public water supply and a source of contamination, in which the contamination can flow back into the public water supply.

With new state requirements now in effect, we may request information to help ensure your property stays protected and in compliance.

To learn more, visit walnutvalleywater.gov.

The water system is designed to flow one way into your property.

A backflow prevention assembly may be required to prevent backflow, or reverse flow, into the public water main.

PUBLIC WATER MAIN

PRIVATE WATER SERVICE LATERAL

The infographic includes a QR code and the Walnut Valley Water District logo.

Insert Back



Cross-connection between hose and pesticide sprayer may result in backflow of pesticide into water system.

Pipeline leak reduces pressure, which can cause backflow

Keeping Our System Safe

Together, we can help keep our water safe by reducing cross-connection risks at home. Irrigation systems, hose-end sprayers for pesticides or fertilizers, pools, and other outdoor equipment can all create cross-connection risks if not used properly.

Here are a few ways you can help at home.

- ✓ Keep hoses out of pools, buckets, and containers.
- ✓ Use air gaps or approved backflow devices.
- ✓ Install vacuum breakers on hose bibs. These can be found in most hardware stores.

- ✗ **DO NOT** submerge hoses in water or chemicals.
- ✗ **DO NOT** attach chemical sprayers directly to hoses without backflow protection.
- ✗ **DO NOT** connect equipment to drinking water lines without proper safeguards.

April Bill Snipe

District customers received the bill snipe design noted below (front/back) with their monthly bill statement.

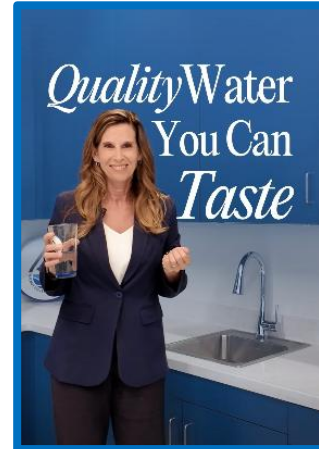


2. Facebook, Instagram, X, and YouTube

The District regularly posts updates and promotions of External Affairs/Sustainability activities, conservation tips, and educational materials on Facebook, Instagram, X, Nextdoor, and YouTube.

During March, the District shared the following:

- High School Internship Program
- Water Taste Test With General Manager
- Water Festival & Open House
- Board Meeting Notice
- Fix-A-Leak Week
- Flume Device Special Promotion



3. Customer Portal Campaign

The District utilizes the Customer Portal to send customers alerts, emails, and text messages.

During April, the District shared the following:

- Customer Monthly Newsletter

Walnut Valley Water District

Monthly Connection April 2026

What's New?

Succulent Basics Workshop



Join us on May 12th at 6:00 PM to learn the basics of succulent care in this hands-on workshop and create your own small arrangement to take home. Registration is required.

[Sign Up Today!](#)

Water-Smart Gardening Workshop



Discover simple ways to grow a healthy, water-smart garden on May 16 at 1:00 PM. This workshop covers efficient watering, plant care, and drought-tolerant landscaping. Registration is required.

[Register Here](#)

Celebrate Earth Day With Us

Water Festival & Open House



Join us for our Water Festival & Open House on Saturday, April 18, 2026 from 10AM - 2PM, at our new office for a fun, community-wide celebration!

Event highlights include: Live Demos, Vendors Fair, Giveaways, Kid's Activities, Free Snacks and More!

📍 235 S. Brea Canyon Road, Walnut

[More Details Here!](#)

You Made Fix-A-Leak Week A Success!

Thank you to everyone who stopped by our office to celebrate Fix-A-Leak with us! More than 300 leak-detection dye tablets, 150 water-efficient showerheads, and 100 hose nozzles were picked up in our lobby. Your participation helps conserve water and strengthens our shared commitment to a more sustainable community!



Behind the Service: Cross-Connection & Backflow Prevention



At WVWD, we help protect drinking water through our cross-connection control and backflow prevention programs. These efforts reduce the risk of non-potable water coming into contact with the drinking water system.

With new state requirements now in effect, we may request information to help keep your property protected and in compliance.

Learn more about cross-connections and simple steps you can take at home to help keep our water safe.

[More Information](#)

Looking to Make a Change?

Products with the WaterSense® label help you use water efficiently while saving money. Just look for the label!



[View Products](#)

Office Hours:
Open: Monday–Thursday, 7AM – 6PM | Closed: Friday–Sunday
Need assistance after hours? Emergency services and online tools are just a call or click away.
Call us at (909) 595-7554 or visit walnutvalleywater.gov.

Walnut Valley Water District | 235 S. Brea Canyon Road | Walnut, CA 91789 US

4. Automated Customer Notifications

Overdue Account Notifications: In March, 935 customers received overdue notices via mail and door tag. 46% of those customers (439 customers) also received automated text message reminders to pay their bill. The District's multi-notification process serves to bring awareness to customers before sewer water bills are received.

Automated Leak Alert Notifications: The District sends automated leak alert notifications via email and text message to inform customers of continuous water use that may indicate leaks. In March, 1,078 customers received leak alert notifications. These alerts are generated based on usage data and help customers reduce water loss and avoid higher bills.

5. Life In Walnut Recreation Guide

The following ad will be included in the City of Walnut's Recreation Guide. The guide is available on their website and in print to all residents.



Turn Upgrades Into Savings!

Say Goodbye to Grass!

WWD, in partnership with the Metropolitan Water District of Southern California, offers the Turf Replacement Program to help customers replace thirsty grass with California Friendly® and native plants.

Top 3 Rebates

- High-Efficiency Clothes Washers
- Sprinkler Nozzles
- Irrigation Controllers

Why Replace Your Turf?

In California, lawns consume nearly half of all residential water. Switching to climate-friendly plants reduces water use, can help lower your bill, and supports a sustainable landscape.

How the Program Works

Receive a minimum of \$2 per square foot for removing turf and installing water-efficient plants, plus \$100 per tree for up to five trees. Funding is limited and awarded on a first-come, first-served basis.

For more info on this program & rebates, visit:



 [SocalWaterSmart.com](https://www.SocalWaterSmart.com)

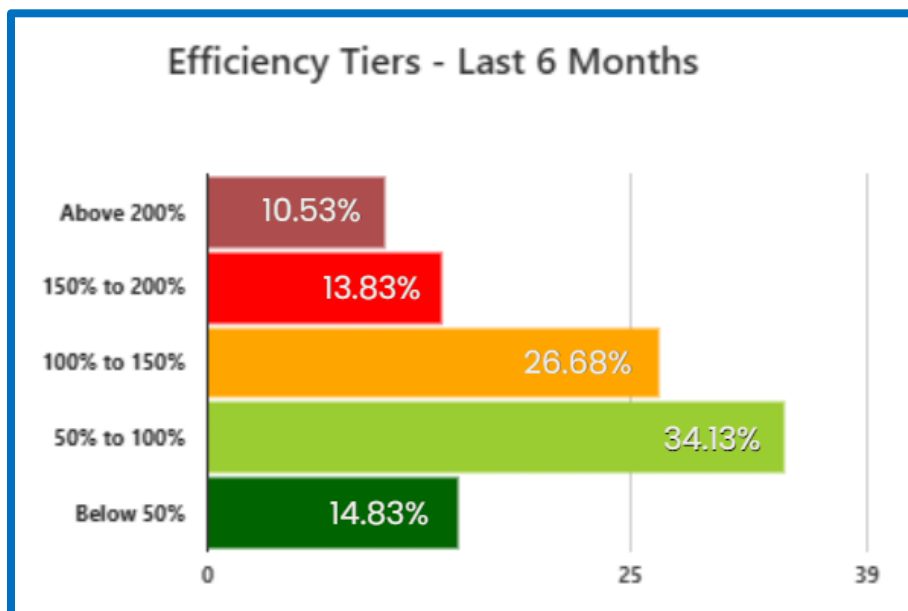
6. WaterView and Residential Water Use Efficiency

The District utilizes WaterView to analyze customer water usage to remain in compliance with state conservation mandates.

The District ended 2025 at 105.96% of its water allocation. The target is to remain under 100% in accordance with the conservation mandates. Current projections indicate the District’s residential use is expected to remain above the allocated target if no additional conservation programs are enacted.

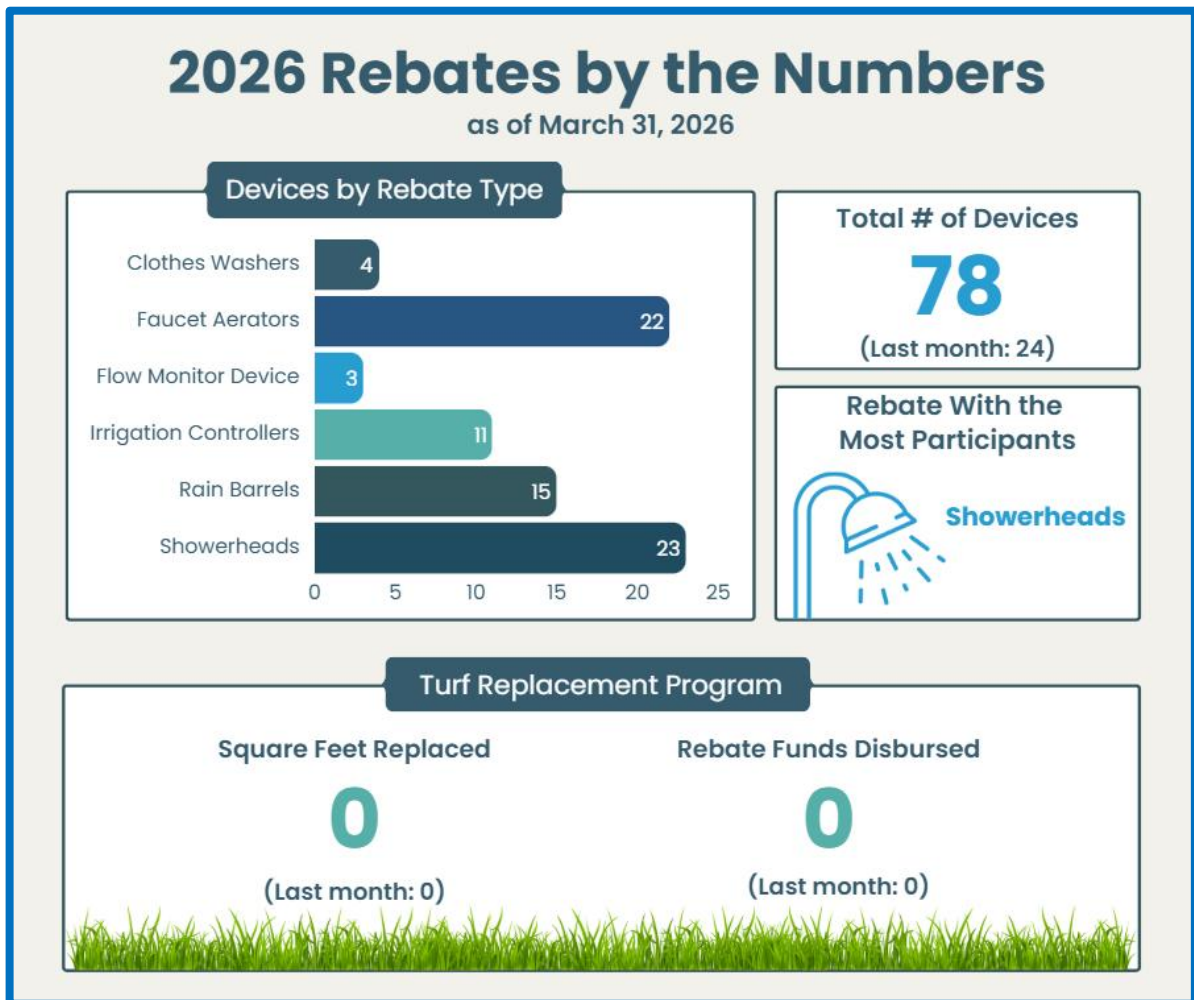
| RESIDENTIAL PROJECTIONS | | | | |
|--------------------------------------------|------------------|------------------|------------------|------------------|
| SBX7-7 Capped Objective impacts your total | | | | |
| FY24-25 Consumption | 2025 | 2030 | 2035 | 2040 |
| 12,317.80 | 47 GPCD/.80 ETAF | 42 GPCD/.80 ETAF | 42 GPCD/.63 ETAF | 42 GPCD/.55 ETAF |
| Objective Total | 11,625.15 | 10,603.80 | 9,415.53 | 8,856.35 |
| Performance % | 105.96% | 116.16% | 130.82% | 139.08% |
| Objective (with INI 20%) | 12,437.24 | 11,415.91 | 10,055.07 | 9,414.67 |
| Performance % | 99.04% | 107.90% | 122.50% | 130.84% |

Below is an efficiency tier analysis of the past six months. This shows that 48.96% of residential customers are in the green efficiency tiers. While 51.04% exceeds the state allocated water budget. This chart reflects both indoor and outdoor residential usage.



7. Residential and Commercial Rebates

The District, in partnership with MWD, offers various rebate programs. As of March 2026, no Turf Replacement Program rebates have been paid. Pending or in-process applications are not included.



8. Splash of Excellence

The “Being Water Wise Is...” Student Art Contest received more than 650 entries from 3rd through 12th grade students representing 19 schools. Contest winners will be recognized at the Splash of Excellence ceremony on April 22 at the District Headquarters. The 10 teachers who received Splash Cash grants will also be honored at the event.



The poster features a blue and white wavy design at the top and bottom. In the top right corner is the Walnut Valley Water District logo, which consists of a stylized mountain peak and water waves inside a circle. Below the logo, the text reads "WALNUT VALLEY WATER DISTRICT PRESENTS" in a sans-serif font, followed by "Splash of Excellence" in a large, bold, serif font. The center of the poster is filled with a grid of 20 colorful children's drawings related to water conservation. Below the drawings, on the left, is a QR code. On the right, the event details are listed: "Wednesday, April 22" and "3:30 PM - 5:00 PM" in a bold font, followed by "WVWD Headquarters" and "235 S Brea Canyon Rd., Walnut". Below this, it says "Scan QR Code to RSVP" and provides contact information for Katrina Lumague, External Affairs & Sustainability Coordinator, including her email address. At the bottom right, it states "Please RSVP by Wednesday, April 15th" and "This event is strictly invite only. RSVP is required."

WALNUT VALLEY WATER DISTRICT PRESENTS

Splash of Excellence

A celebration of our
“Being Water Wise Is...”
Art Contest winners and
“Splash Cash” teacher
grant recipients.

Wednesday, April 22
3:30 PM - 5:00 PM

WVWD Headquarters
235 S Brea Canyon Rd., Walnut

Scan QR Code to RSVP
or email Katrina Lumague,
External Affairs & Sustainability Coordinator
Email: klumague@walnutvalleywater.gov

Please RSVP by Wednesday, April 15th
This event is strictly invite only. RSVP is required.

9. Water Festival and Open House

The District is hosting a Water Festival and Open House event for the community on April 18 at our new Headquarters to celebrate Earth Day. The event will include live demos, a vendors fair, kid's activities, snacks, and more.

A promotional poster for a Water Festival & Open House event. The background is a deep blue gradient. At the top left, the title "Water Festival & Open House" is written in a large, white, serif font. To the right of the title is the logo of the Walnut Valley Water District, which features a stylized water drop and waves inside a circle. Below the title, the text "Celebrating Earth Day at WWVD's New Headquarters!" is written in a smaller, white, sans-serif font. The central part of the poster features a 3D architectural rendering of a modern, white building with a flat roof and a glass facade. The building is surrounded by greenery, including a globe, a small fountain, and several large white daisies with yellow centers. The words "HAPPY EARTH DAY" are written in a bold, green, sans-serif font across the middle of the rendering. At the bottom left, a green rounded rectangle contains the date "April 18" in a large, white, serif font, with "10:00 AM - 2:00 PM" in a smaller, white, sans-serif font below it. To the right of this, the text "Event Highlights" is written in a white, serif font, followed by a list of activities: "Live Demos", "Vendors Fair", "Giveaways", "Kid's Activities", and "Free snacks & More!". At the bottom, a white location pin icon is followed by the address "235 S BREA CANYON RD., WALNUT" in a bold, white, sans-serif font.

External Affairs & Sustainability Activities


1. New Headquarters Ribbon Cutting

On March 17, the District hosted a Ribbon Cutting ceremony. Local dignitaries, community members, and industry professionals joined our team to celebrate the official opening of our new headquarters.



2. Fix-A-Leak Week

The District promoted Fix-A-Leak Week from March 16 to March 22. Over 300 toilet dye tabs, 150 water efficient showerheads, and 100 hose nozzles were distributed in our lobby.



3. Resources Leadership Program – Poseidon Education
The District has partnered with Poseidon Education to expand our educational programs offered to students and teachers in the service area. Poseidon Education led a teacher training at Quail Summit Elementary School, there are four 5th grade teachers participating with a total of 140 students. District team members will be on campus in April to host a second round of presentations for the participating students and teachers.
4. High School Summer Internship Program Outreach
The District organized presentations to showcase careers in the water industry and our High School Summer Internship Program. Our team presented to students at Rowland High School on February 3, Ron Hockwalt Academy on February 17, Walnut High School on February 20, Diamond Ranch High School on February 25 and March 5, and Diamond Bar High School on March 11. Information about the program was shared with all schools in our service area. Applications were accepted March 1 through April 11.
5. Traveling Art Gallery
From March 16 to March 30, the District hosted Metropolitan Water District’s Traveling Art Gallery. Student artwork from the “Being Water Wise Is…” contest was on display in the lobby.
6. Career Day at South Pointe Middle School
On April 2, the District participated in Career Day at South Pointe Middle School in Walnut. Our team presented to 8th grade students, explaining how WWD services our community and about careers in the water industry.
7. Diamond Bar Earth Day
The District will participate in the City of Diamond Bar’s Earth Day Celebration on April 25 at the Air Quality Management District. Our team will host a booth to distribute giveaways and conservation-related flyers.
8. Succulent Basics Workshop
The District will host a Succulents Basic Workshop on May 12, where attendees will learn essential succulent potting and care techniques. Participants will also have the opportunity to create and take home their own succulent arrangement.
9. Water-Smart Gardening Workshop
The District is partnering with the Suzanne Middle School’s Green 4 Better student group, to host a Beautiful Lawns With Less Water workshop on May 16. This workshop will cover efficient watering methods, soil and plant care, transitioning to a water-wise landscape, drought-tolerant yard design, and effective irrigation techniques.

10. Leak Repair Programs

Through MWD's MAAP funding program, WVWD has secured \$150,000 to support its Leak Repair Program for qualifying customers. Eligible customers may participate through an invitation, which is extended following an assessment of water usage and need. In addition, a separate program is available specifically for customers enrolled in the Affordable Rate Program. EcoTech Services is responsible for conducting all leak assessments and performing repairs for both indoor and outdoor leaks.

Since October 2025, targeted outreach efforts, including canvassing, have contributed to customer participation and enrollment in the program.

Funding

- \$150,000 MAAP funding secured
- 127 repairs completed from 204 referrals

Affordable Rate Program

- 19 repairs completed from 40 referrals

Targeted Outreach

- 111 residents contacted
- 17 customers enrolled as a result

Local Sponsorships

1. Miss Diamond Bar Scholarship Pageant

The District sponsored the Annual Miss Diamond Bar Scholarship Pageant on March 15 at Diamond Bar High School. The sponsorship included a full-page ad in the program.

2. Kiwanis Club Literacy Fair

The District sponsored the Literacy Fair hosted by the Kiwanis Club of the Heights on March 21. The sponsorship included recognition at the event, placement of our logo on the event banner, and acknowledgment across the organization's social media platforms.

3. Golfing Fore the Kids

The District is sponsoring the Diamond Bar Community Foundation's Golfing Fore The Kids Tournament on May 11 at Western Hills Country Club. The sponsorship includes a tee and hole sign.

4. Green 4 Better Student Group

The District is sponsoring an environmental initiative led by students from Suzanne Middle School. This student-driven program promotes composting, water conservation, and sustainable gardening practices with the goal of fostering long-term environmental stewardship. Through this partnership, students will collaborate with the District to host educational workshops and lead community outreach efforts.

5. Diamond Bar High School Campus Beautification Project
The District is sponsoring DBHS's campus beautification project as a legacy sponsor. This sponsorship includes recognition and an invitation to the project unveiling, commemorative photo with campus leadership and the project committee, recognition on the DBHS instrumental music social media, a two page ad in the instrumental music event program, our logo on the marching band truck, reserved seats at the music concert family dinner and spring/pop concerts, our logo displayed during construction, recognition on the patrons of arts wall in the music building, and recognition on the project website.
6. Diamond Bar High School Music Concert Program
The District is sponsoring the DBHS music programs concert events during the school year with a two-page full spread advertisement of the District's internship program and scholarships available to students pursuing degrees and certifications in water related fields.
7. Diamond Bar Evergreen Club Journal Ads
The District is sponsoring the Diamond Bar Evergreen Club's Quarterly Journal Ads. The sponsorship includes a whole-page ad that is distributed to their members.
8. Walnut High School Science Olympiad Team
The District is sponsoring the Walnut High School Science Olympiad Team. The sponsorship will support the team at their upcoming tournaments.
9. City of Walnut Recreation Guide
The District is sponsoring an ad in the fall edition of the City of Walnut's "Life In Walnut" recreation guide. The sponsorship includes a whole-page ad that is distributed to the community.
10. Regional Chamber Annual Guide
The District is sponsoring an ad in the Chamber's Business Horizons Annual Guide & Directory. The sponsorship includes a whole-page ad that is distributed to the community.
11. MeterHero
The District has an ongoing partnership with MeterHero as part of its commitment to sustainability and community engagement. MeterHero is an innovative academic curriculum designed to provide high school students with hands-on experience in water conservation and data analysis. Students learn to collect and analyze water meter data from their homes and then develop and implement a water conservation strategy that benefits their household and the community. This year, two AP Environmental Science classes from Walnut High School will participate in the program.
12. Public Water Agencies Group - Conservation and Education Team (PWAG-CET)
WVWD is a member of the Public Water Agencies Group (PWAG) Conservation and Education Team (CET), which provides conservation and educational resources to teachers and students. All schools, teachers, and students within WVWD's service area have access to all PWAG CET programs and services, including the Splash Cash program, Scholar Dollar program, and more.

DIRECTOR EXPENSE FORM




NAME: Edwin Hilden

DATE: March 2026

| No | Date | Title of Meeting / Description | Per Diem Request | Mileage (assumed as round trip unless noted) | | | |
|----|-----------|--------------------------------------|-------------------------------------|----------------------------------------------|-------------|-------|----------|
| | | | | From Location | To Location | Miles | Miles \$ |
| 1 | 3/4/2026 | TVMWD Board Meeting | <input checked="" type="checkbox"/> | | | | \$ - |
| 2 | 3/9/2026 | Finance Committee | <input checked="" type="checkbox"/> | | | | \$ - |
| 3 | 3/10/2026 | Special Board Meeting | <input checked="" type="checkbox"/> | | | | \$ - |
| 4 | 3/10/2026 | Engineering Committee | <input type="checkbox"/> | | | | \$ - |
| 5 | 3/11/2026 | Judge Poster Contest | <input checked="" type="checkbox"/> | | | | \$ - |
| 6 | 3/12/2026 | Ron Woodruff's Farewell Luncheon | <input type="checkbox"/> | | | | \$ - |
| 7 | 3/15/2026 | Miss Diamond Bar Scholarship Pageant | <input type="checkbox"/> | | | | \$ - |
| 8 | 3/16/2026 | WVWD Board Meeting | <input checked="" type="checkbox"/> | | | | \$ - |
| 9 | 3/17/2026 | WVWD Ribbon Cutting Ceremony | <input checked="" type="checkbox"/> | | | | \$ - |
| 10 | 3/18/2026 | TVMWD Board Meeting | <input checked="" type="checkbox"/> | | | | \$ - |
| 11 | 3/26/2026 | SGV Economic Forecast | <input type="checkbox"/> | | | | \$ - |
| 12 | | | <input type="checkbox"/> | | | | \$ - |
| 13 | | | <input type="checkbox"/> | | | | \$ - |

| | |
|-------------------------------------------------|--------------------|
| Total Number of Miles: 0 X \$0.725 | \$ - |
| Total Reimbursable Expenses | \$ - |
| Total Meeting Compensation 7 X \$150.00 per day | \$ 1,050.00 |
| TOTAL | \$ 1,050.00 |

I certify the above is correct and accurate to the best of my knowledge



 Signature

04/02/2026

 Date

* Mileage is reimbursed at IRS Standard Business Mileage Rate \$0.725

**Directors are eligible for seven meeting days per month at \$150 per day.

[GSA Per diem rates](#)

DIRECTOR EXPENSE FORM



NAME: Scarlett Kwong

DATE: March 2026

| No | Date | Title of Meeting / Description | Per Diem Request | Mileage (assumed as round trip unless noted) | | | |
|----|-----------|----------------------------------------------------------------------|-------------------------------------|----------------------------------------------|-------------|-------|----------|
| | | | | From Location | To Location | Miles | Miles \$ |
| 1 | 3/15/2026 | Miss Diamond Bar Scholarship Pageant | <input checked="" type="checkbox"/> | | | | \$ - |
| 2 | 3/16/2026 | Board meeting | <input checked="" type="checkbox"/> | | | | \$ - |
| 3 | 3/17/2026 | Grand Opening ceremony | <input checked="" type="checkbox"/> | | | | \$ - |
| 4 | 3/20/2026 | Chinese-American Electoed Officials (CEO) President's Circle meeting | <input checked="" type="checkbox"/> | | | | \$ - |
| 5 | 3/21/2026 | Art Contest Grading | <input checked="" type="checkbox"/> | | | | \$ - |
| 6 | | | <input type="checkbox"/> | | | | \$ - |
| 7 | | | <input type="checkbox"/> | | | | \$ - |
| 8 | | | <input type="checkbox"/> | | | | \$ - |
| 9 | | | <input type="checkbox"/> | | | | \$ - |
| 10 | | | <input type="checkbox"/> | | | | \$ - |
| 11 | | | <input type="checkbox"/> | | | | \$ - |
| 12 | | | <input type="checkbox"/> | | | | \$ - |
| 13 | | | <input type="checkbox"/> | | | | \$ - |

Total Number of Miles: 0 X \$0.725 \$ -

Total Reimbursable Expenses \$ -

Total Meeting Compensation 5 X \$150.00 per day \$ 750.00

TOTAL \$ 750.00

I certify the above is correct and accurate to the best of my knowledge

Signature

Date

* Mileage is reimbursed at IRS Standard Business Mileage Rate \$0.725

**Directors are eligible for seven meeting days per month at \$150 per day.

[GSA Per diem rates](#)

DIRECTOR EXPENSE FORM



NAME: Theresa Lee

DATE: March 2026

| No | Date | Title of Meeting / Description | Per Diem Request | Mileage (assumed as round trip unless noted) | | | |
|----|-----------|------------------------------------------------------------------|-------------------------------------|----------------------------------------------|-------------|-------|----------|
| | | | | From Location | To Location | Miles | Miles \$ |
| 1 | 3/1/2026 | SCCAEPA Gala at DB Center | <input checked="" type="checkbox"/> | | | | \$ - |
| 2 | 3/6/2026 | Hilda Solis Lunar Reception at Hacienda Heights Community Center | <input checked="" type="checkbox"/> | | | | \$ - |
| 3 | 3/9/2026 | WVWD Finance Committee | <input checked="" type="checkbox"/> | | | | \$ - |
| 4 | 3/10/2026 | WVWD Executive Meeting on Building Structural | <input checked="" type="checkbox"/> | | | | \$ - |
| 5 | 3/16/2026 | WVWD Board Meeting | <input checked="" type="checkbox"/> | | | | \$ - |
| 6 | 3/17/2026 | WVWD Grand Opening Ribbon Cutting Event | <input checked="" type="checkbox"/> | | | | \$ - |
| 7 | 3/26/2026 | San Gabriel Valley Economic Forecast at Diamond Bar Center | <input checked="" type="checkbox"/> | | | | \$ - |
| 8 | | | <input type="checkbox"/> | | | | \$ - |
| 9 | | | <input type="checkbox"/> | | | | \$ - |
| 10 | | | <input type="checkbox"/> | | | | \$ - |
| 11 | | | <input type="checkbox"/> | | | | \$ - |
| 12 | | | <input type="checkbox"/> | | | | \$ - |
| 13 | | | <input type="checkbox"/> | | | | \$ - |

Total Number of Miles: 0 X \$0.725 \$ -

Total Reimbursable Expenses \$ -

Total Meeting Compensation 7 X \$150.00 per day \$ 1,050.00

TOTAL \$ 1,050.00

I certify the above is correct and accurate to the best of my knowledge

Signature

Date

* Mileage is reimbursed at IRS Standard Business Mileage Rate \$0.725

**Directors are eligible for seven meeting days per month at \$150 per day.

[GSA Per diem rates](#)

DIRECTOR EXPENSE FORM



NAME: Jerry C. Tang

DATE: March 2026

| No | Date | Title of Meeting / Description | Per Diem Request | Mileage (assumed as round trip unless noted) | | | |
|----|-----------|----------------------------------------------------------------------------------|-------------------------------------|----------------------------------------------|-------------|-------|----------|
| | | | | From Location | To Location | Miles | Miles \$ |
| 1 | 3/2/2026 | Spadra Basin Executive Committee Meeting | <input checked="" type="checkbox"/> | | | | \$ - |
| 2 | 3/9/2026 | WVWD Public Information/Community Relations/Legislative Action Committee Meeting | <input checked="" type="checkbox"/> | | | | \$ - |
| 3 | 3/10/2026 | WVWD Special Board Meeting | <input checked="" type="checkbox"/> | | | | \$ - |
| 4 | 3/10/2026 | WVWD Personnel Committee Meeting | <input type="checkbox"/> | | | | \$ - |
| 5 | 3/15/2026 | Miss Diamond Bar Scholarship Pageant | <input checked="" type="checkbox"/> | | | | \$ - |
| 6 | 3/16/2026 | WVWD Board Meeting | <input checked="" type="checkbox"/> | | | | \$ - |
| 7 | 3/17/2026 | WVWD New HQ Open House and Ribbons Cutting | <input checked="" type="checkbox"/> | | | | \$ - |
| 8 | 3/21/2026 | Judging for 2026 Student Art Contest | <input checked="" type="checkbox"/> | | | | \$ - |
| 9 | | | <input type="checkbox"/> | | | | \$ - |
| 10 | | | <input type="checkbox"/> | | | | \$ - |
| 11 | | | <input type="checkbox"/> | | | | \$ - |
| 12 | | | <input type="checkbox"/> | | | | \$ - |
| 13 | | | <input type="checkbox"/> | | | | \$ - |

Total Number of Miles: 0 X \$0.725 \$ -

Total Reimbursable Expenses \$ -

Total Meeting Compensation 7 X \$150.00 per day \$ 1,050.00

TOTAL \$ 1,050.00

I certify the above is correct and accurate to the best of my knowledge

Signature

Date

* Mileage is reimbursed at IRS Standard Business Mileage Rate \$0.725

**Directors are eligible for seven meeting days per month at \$150 per day.

[GSA Per diem rates](#)

DIRECTOR EXPENSE FORM



NAME: Henry Woo

DATE: March 2026

| No | Date | Title of Meeting / Description | Per Diem Request | Mileage (assumed as round trip unless noted) | | | |
|----|-----------|--------------------------------|-------------------------------------|----------------------------------------------|------------------|-------|----------|
| | | | | From Location | To Location | Miles | Miles \$ |
| 1 | 3/9/2026 | Finance Committee meeting | <input checked="" type="checkbox"/> | | | | \$ - |
| 2 | 3/10/2026 | Engineering Committee meeting | <input checked="" type="checkbox"/> | | | | \$ - |
| 3 | 3/10/2026 | Personnel Committee meeting | <input type="checkbox"/> | | | | \$ - |
| 4 | 3/12/2026 | Diamond Valley Facility Tour | <input checked="" type="checkbox"/> | WVWD | Three Valley MWD | 36.0 | \$ 26.10 |
| 5 | 3/16/2026 | WVWD Board meeting | <input checked="" type="checkbox"/> | | | | \$ - |
| 6 | 3/19/2026 | WVWD Board workshop | <input checked="" type="checkbox"/> | | | | \$ - |
| 7 | 3/26/2026 | SGV Economic Forecast event | <input checked="" type="checkbox"/> | | | | \$ - |
| 8 | | | <input type="checkbox"/> | | | | \$ - |
| 9 | | | <input type="checkbox"/> | | | | \$ - |
| 10 | | | <input type="checkbox"/> | | | | \$ - |
| 11 | | | <input type="checkbox"/> | | | | \$ - |
| 12 | | | <input type="checkbox"/> | | | | \$ - |
| 13 | | | <input type="checkbox"/> | | | | \$ - |

Total Number of Miles: 36 X \$0.725 \$ 26.10

Total Reimbursable Expenses \$ -

Total Meeting Compensation 6 X \$150.00 per day \$ 900.00

TOTAL \$ 926.10

I certify the above is correct and accurate to the best of my knowledge

Signature

Date

* Mileage is reimbursed at IRS Standard Business Mileage Rate \$0.725


**Directors are eligible for seven meeting days per month at \$150 per day.

[GSA Per diem rates](#)

Monthly Board Expense Detail
 Edwin Hilden
 March 31, 2026

| Payment Date/Charge Date | Type | Description | Conference/Meeting | Payment Type | Check Number | Payment | Reimbursed By Director | District Expense | GL Acct. |
|--------------------------------|------|-------------------------|--------------------------------------|--------------|--------------|---------|------------------------|------------------|--------------|
| 03/24/26 | 1 | Conference Registration | SGV Summit | Visa | | 200.00 | 100.00 | 100.00 | 10-5520-5720 |
| 03/30/26 | 6 | Meetings/Luncheons | Diamond Bar Mayor's Prayer Breakfast | Visa | | 80.00 | 40.00 | 40.00 | 10-5520-5720 |
| | | | | | | | | | |
| | | | | | | | | | |
| | | | | | | | | | |
| | | | | | | | | | |
| | | | | | | | | | |
| | | | | | | | | | |
| | | | | | | | | | |
| | | | | | | | | | |
| | | | | | | | | | |
| | | | | | | | | | |
| | | | | | | | | | |
| | | | | | | | | | |
| | | | | | | | | | |
| | | | | | | | | | |
| | | | | | | | | | |
| | | | | | | | | | |
| | | | | | | | | | |
| | | | | | | | | | |
| Total Districts Charges | | | | | | 280.00 | 140.00 | 140.00 | |

Edwin Hilden _____ Date

 _____ Date
 Executive Services Administrator

 _____ Date
 Director of Finance

 _____ Date
 General Manager

Monthly Board Expense Detail
Henry Woo
March 31, 2026

| Payment Date/Charge Date | Type | Description | Conference/Meeting | Payment Type | Check Number | Payment | Reimbursed By Director | District Expense | GL Acct. |
|--------------------------------|------|-------------------------|---------------------------------|--------------|--------------|---------|------------------------|------------------|--------------|
| 03/17/26 | 1 | Conference Registration | SGV Economic Forecast admission | Visa | | 62.50 | | 62.50 | 10-5520-5720 |
| | | | | | | | | - | |
| | | | | | | | | - | |
| | | | | | | | | - | |
| | | | | | | | | - | |
| | | | | | | | | - | |
| | | | | | | | | - | |
| | | | | | | | | - | |
| | | | | | | | | - | |
| | | | | | | | | - | |
| | | | | | | | | - | |
| | | | | | | | | - | |
| | | | | | | | | - | |
| | | | | | | | | - | |
| | | | | | | | | - | |
| | | | | | | | | - | |
| | | | | | | | | - | |
| | | | | | | | | - | |
| | | | | | | | | - | |
| | | | | | | | | - | |
| | | | | | | | | - | |
| | | | | | | | | - | |
| Total Districts Charges | | | | | | 62.50 | - | 62.50 | |

Henry Woo _____ Date
[Signature] 04/16/2026
 Executive Services Administrator _____ Date

[Signature] 4-16-2026
 Director of Finance _____ Date
[Signature] 4/16/2026
 General Manager _____ Date



**WALNUT VALLEY WATER DISTRICT
TREASURER'S REPORT
April 20, 2026**

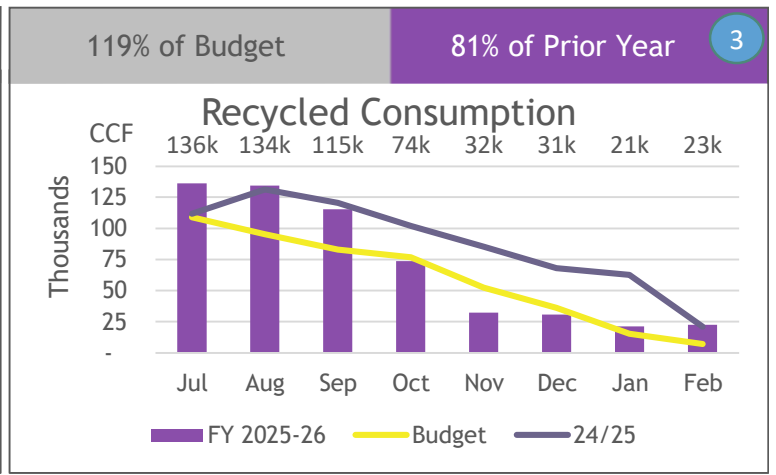
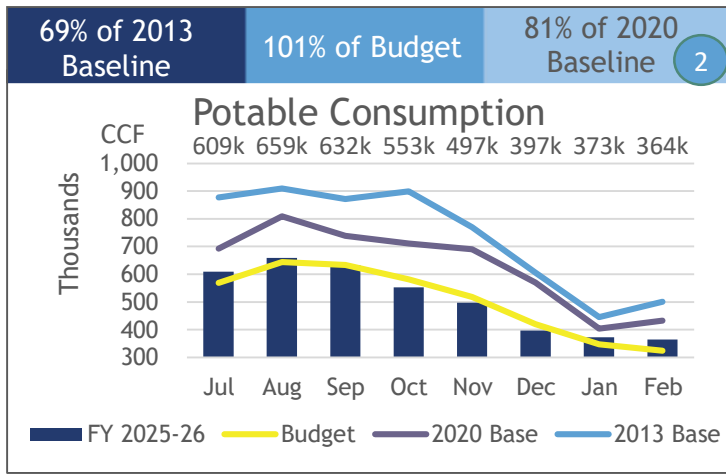
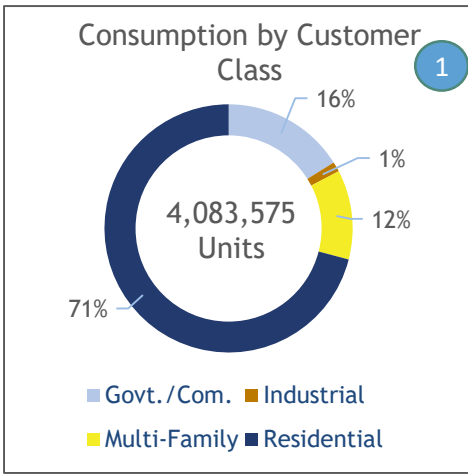
- A. Financial Dashboard as of February 28, 2026
- B. District Statement of Revenues, Expenses, and Change in Net Position as of February 28, 2026
- C. District Statement of Net Position as of February 28, 2026
- D. Summary of Cash Investments as of February 28, 2026



Walnut Valley Water District Financial Dashboard

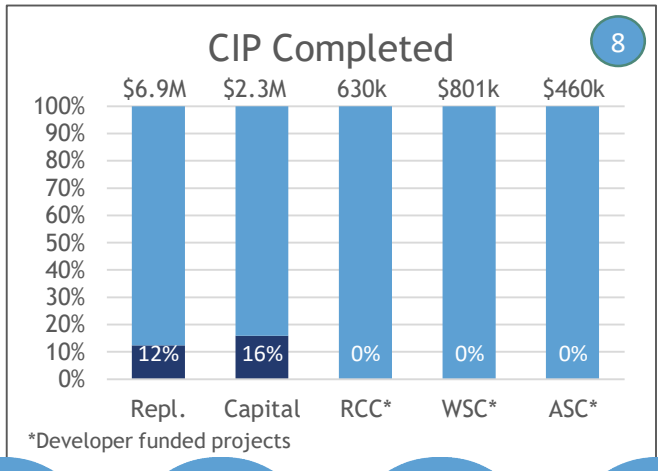
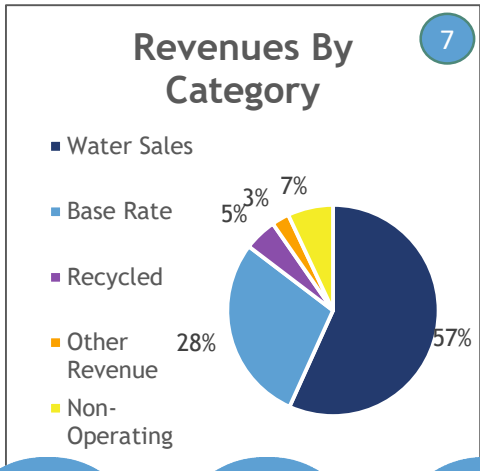
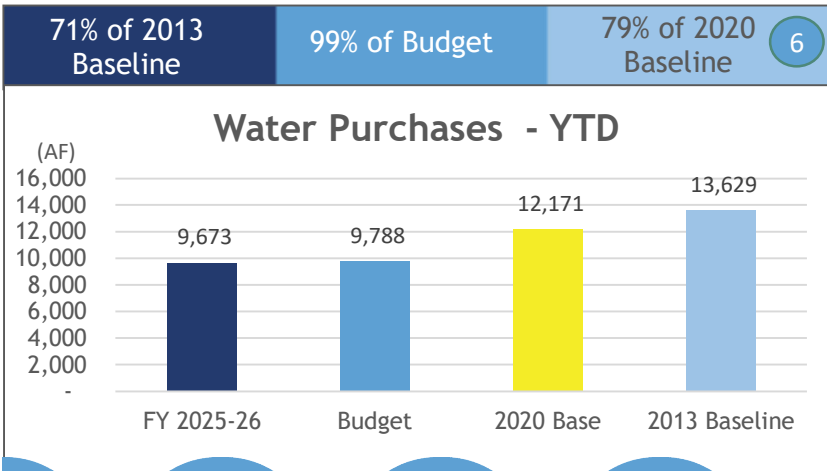


February 28, 2026



YTD Revenue: \$30,984,959
 YTD Budget: \$30,723,400
101%

YTD Expense: \$27,274,728
 YTD Budget: \$28,949,560
94%



841 Overdue Notice ↑ 57
 72 Turn-Offs ↓ 36
 7,491 E-Bills - Customers ↑ 30
 961 Afford. Rate Customers ↑ 7
 1,073 Phone Calls Monthly ↓ 70

* Consumption revenue and expense data excludes wholesale water

Walnut Valley Water District
 Unaudited Statement of Revenues, Expenses & Changes in Net Position
 Summary by Division
 For the Eight Months Ending Saturday, February 28, 2026

| | February | | | YTD | | |
|----------------------------------------------------|---------------------|---------------------|----------------|----------------------|----------------------|----------------|
| | Actual | Budget | % of Budget | Actual | Budget | % of Budget |
| Operating Revenues | | | | | | |
| Water Sales | \$3,188,213.33 | \$3,010,100.00 | 105.92% | \$29,890,662.29 | \$42,665,763.00 | 70.06% |
| Water Sales - Recycled | 105,615.19 | 62,600.00 | 168.71% | 1,668,962.01 | 2,107,600.00 | 79.19% |
| Hydroelectric Sales | 299.04 | 2,500.00 | 11.96% | 27,089.48 | 30,000.00 | 90.30% |
| Stand-by Charges | 78,877.07 | 73,900.00 | 106.73% | 505,511.68 | 825,000.00 | 61.27% |
| Total Operating Revenues | 3,373,004.63 | 3,149,100.00 | 107.11% | 32,092,225.46 | 45,628,363.00 | 70.33% |
| Operating Expenses | | | | | | |
| Operations | 539,219.99 | 646,180.00 | 83.45% | 4,936,503.59 | 8,517,750.00 | 57.96% |
| Engineering | 137,064.55 | 141,560.00 | 96.82% | 1,083,733.49 | 1,854,750.00 | 58.43% |
| Finance | 194,994.92 | 211,400.00 | 92.24% | 1,539,937.61 | 2,721,450.00 | 56.59% |
| Board of Directors/GM Office | 138,897.79 | 142,600.00 | 97.40% | 1,079,114.60 | 1,910,000.00 | 56.50% |
| Administrative Services | 336,601.64 | 353,550.00 | 95.21% | 2,598,193.37 | 4,519,550.00 | 57.49% |
| General Administration | 117,841.45 | 128,480.00 | 91.72% | 1,104,111.46 | 1,721,845.00 | 64.12% |
| Total Operating Expenses | 1,464,620.34 | 1,623,770.00 | 90.20% | 12,341,594.12 | 21,245,345.00 | 58.09% |
| Purchased Water & Related | 1,474,448.90 | 1,280,400.00 | 115.16% | 16,046,911.62 | 22,281,550.00 | 72.02% |
| Total Expenses | 2,939,069.24 | 2,904,170.00 | 101.20% | 28,388,505.74 | 43,526,895.00 | 65.22% |
| Income (Loss) From Operations | 433,935.39 | 244,930.00 | 177.17% | 3,703,719.72 | 2,101,468.00 | 176.24% |
| Nonoperating Revenues/(Expenses) | 175,969.83 | 110,200.00 | 159.68% | 1,469,037.58 | 410,900.00 | 357.52% |
| Income (Loss) Before Res. Rev & Deprec. | 609,905.22 | 355,130.00 | 171.74% | 5,172,757.30 | 2,512,368.00 | 205.89% |
| Restricted/Desig Rev & Other Exp. | 44,128.63 | 0.00 | 0.00% | 659,217.50 | 0.00 | 0.00% |
| Income (Loss) Before Depreciation | 654,033.85 | 355,130.00 | 184.17% | 5,831,974.80 | 2,512,368.00 | 232.13% |
| Depreciation & Amortization | 499,733.65 | 0.00 | 0.00% | 3,925,731.02 | 0.00 | 0.00% |
| Income Before Capital Contributions | 154,300.20 | 355,130.00 | 43.45% | 1,906,243.78 | 2,512,368.00 | 75.87% |
| Capital Contributions | 31,392.98 | 0.00 | 0.00% | 215,370.14 | 0.00 | 0.00% |
| Net Increase (Decrease) in Net Position | 185,693.18 | 355,130.00 | 52.29% | 2,121,613.92 | 2,512,368.00 | 84.45% |

Walnut Valley Water District
Unaudited Statement of Net Position
Saturday, February 28, 2026

ASSETS

CURRENT ASSETS:

| | | |
|-----------------------------------|-----------------|---------------|
| Cash & Investments - Unrestricted | \$36,295,931.40 | |
| Accounts Receivable: | | |
| Water | 4,413,060.03 | |
| Taxes | 80,846.14 | |
| Accrued Interest | 142,521.81 | |
| Other | 756,160.83 | |
| Standby Charges | 36,137.85 | |
| Materials Inventory | 1,596,629.10 | |
| Prepaid Expenses | 395,538.64 | |
| TOTAL CURRENT ASSETS | | 43,716,825.80 |

RESTRICTED ASSETS

| | | |
|-----------------------------------|---------------|---------------|
| Cash & Investments - Restricted | 6,333,862.22 | |
| Cash & Investments - Fiscal Agent | 10,282,730.74 | |
| Investment in Joint Venture | 23,442,113.84 | |
| TOTAL RESTRICTED ASSETS | | 40,058,706.80 |

OTHER ASSETS

CAPITAL ASSETS

| | | |
|--------------------------------|------------------|----------------|
| Capital Assets | 251,204,990.05 | |
| Construction in Progress | 37,057,836.17 | |
| Less: Accumulated Depreciation | (145,615,302.01) | |
| NET CAPITAL ASSETS | | 142,647,524.21 |
| TOTAL ASSETS | | 226,423,056.81 |

Walnut Valley Water District
Unaudited Statement of Net Position
Saturday, February 28, 2026

DEFERRED OUTFLOW OF RESOURCES

| | | |
|-------------------------------------|--|---------------------|
| Deferred Pension Contributions | | 1,884,602.00 |
| Deferred Outflow - Actuarial | | 3,787,663.00 |
| Deferred Outflow - OPEB | | 3,547,347.00 |
| TOTAL DEFERRED OUTFLOW OF RESOURCES | | <u>9,219,612.00</u> |

LIABILITIES & FUND EQUITY

CURRENT LIABILITIES

| | | |
|-----------------------------------|----------------|-----------------------|
| Accounts Payable | (6,734,213.40) | |
| Other Current Liabilities | 371,888.84 | |
| Current Portion of Long Term Debt | (1,460,000.00) | |
| Interest Payable | (143,132.00) | |
| TOTAL CURRENT LIABILITIES | | <u>(7,965,456.56)</u> |

RESTRICTED LIABILITIES

| | | |
|------------------------------|----------------|-----------------------|
| Accounts Payable | (30,907.51) | |
| Deposits | (2,748,250.19) | |
| Construction Advances | (980,238.96) | |
| TOTAL RESTRICTED LIABILITIES | | <u>(3,759,396.66)</u> |

LONG TERM DEBT & RELATED

| | | |
|--------------------------------|-----------------|-------------------------------|
| Revenue Bonds | (43,075,000.00) | |
| Deferred Bond Premium | (2,442,331.00) | |
| Net Pension Liability | (15,836,594.00) | |
| Other Long-term Debt | (2,793,196.66) | |
| TOTAL LONG TERM DEBT & RELATED | | <u>(64,147,121.66)</u> |
| TOTAL LIABILITIES | | <u><u>(75,871,974.88)</u></u> |

Walnut Valley Water District
Unaudited Statement of Net Position
Saturday, February 28, 2026

DEFERRED INFLOW OF RESOURCES

| | | |
|------------------------------------------|--|-----------------------|
| Deferred Inflow of Resources - Actuarial | | (1,367,420.00) |
| Deferred Inflow of Resources - OPEB | | (1,668,541.00) |
| TOTAL DEFERRED INFLOW OF RESOURCES | | <u>(3,035,961.00)</u> |

NET POSITION

| | | |
|-------------------------------------------------|-----------------------|-----------------------|
| Invested in Capital Assets, Net of Related Debt | 142,647,524.21 | |
| Restricted | (10,678,020.86) | |
| Unrestricted | 24,765,229.58 | |
| TOTAL NET POSITION | <u>156,734,732.93</u> | |
| TOTAL NET POSITION | | <u>156,734,732.93</u> |

Walnut Valley Water District
 Unaudited Summary of Cash and Investments
 2/28/2026

CASH & CASH EQUIVALENTS

| | | |
|----------------------------------------|----------------|-----------------------|
| Cash on Hand | \$3,000.00 | |
| <u>Cash in Bank</u> | | |
| East West Bank - General | \$6,624,518.05 | |
| East West Bank - Payroll | 750,000.00 | |
| East West Bank - Water Refund | 21,683.68 | |
| East West Bank - Revolving | 24,200.35 | |
| East West Bank - Credit Card | 504,819.47 | |
| East West Bank - Badillo Grand | 321,325.64 | |
| East West Bank - Payroll Reimbursement | 71,688.22 | |
| Total Cash in Bank | 8,318,235.41 | |
| TOTAL CASH | | \$8,321,235.41 |

INVESTMENTS

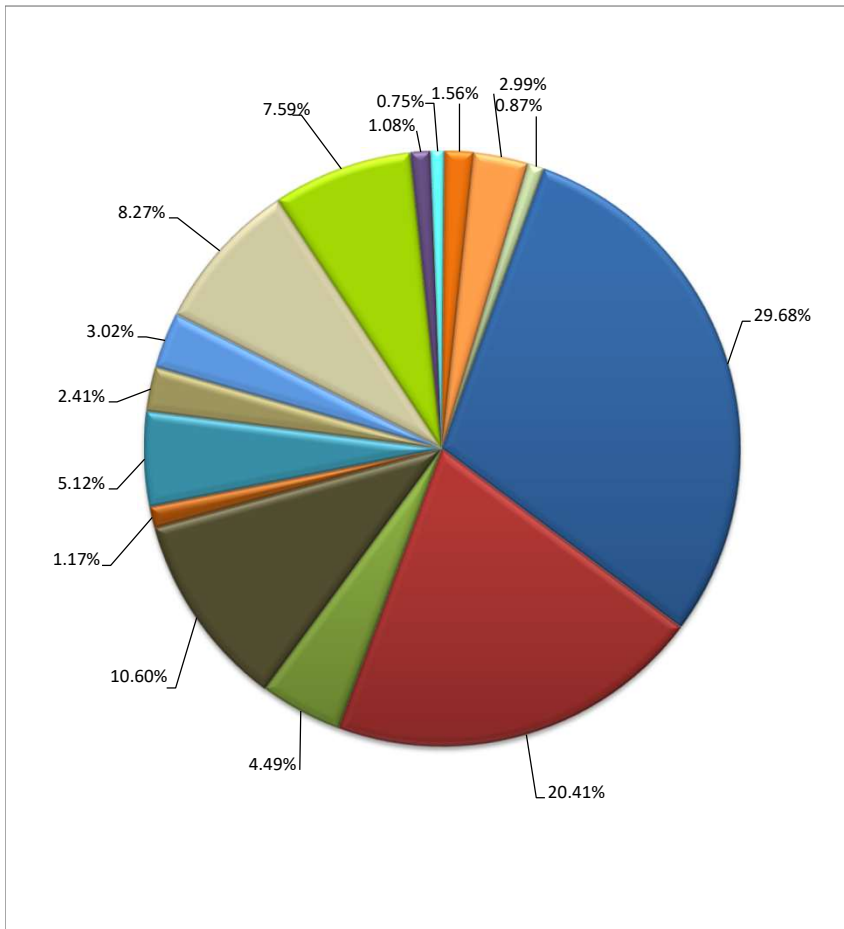
| | | |
|-------------------------------------|---------------|------------------------|
| Certificates of Deposit | 248,000.00 | |
| Corporate Notes | 7,575,000.00 | |
| Supranational | 500,000.00 | |
| Local Agency Investment Fund (LAIF) | 2,988,063.62 | |
| BNY Mellon - Money Market (Sweep) | 840,890.57 | |
| US Agency | 1,225,000.00 | |
| US Treasury | 19,065,000.00 | |
| CA Class | 2,098,104.03 | |
| TOTAL INVESTMENTS | 34,540,058.22 | |
| TOTAL CASH & INVESTMENTS | | \$42,861,293.63 |

I certify that this report accurately reflects all investments of the Walnut Valley Water District and that all investments are in full compliance with State law and District's Investment Policy.



 James Ning
 Director of Finance

Walnut Valley Water District Summary of Cash and Investments by Reserve Fund February 28, 2026



| ALLOCATION OF CASH AND INVESTMENTS | | |
|------------------------------------|-------------------------|---------------|
| Unrestricted | | |
| Category 1 | | |
| General Account | \$ 12,720,455.39 | 29.68% |
| | \$ 12,720,455.39 | 29.68% |
| Designated | | |
| Category 2 | | |
| Operating Reserve | \$ 3,542,600.00 | 8.27% |
| Replacement | \$ 8,749,216.54 | 20.41% |
| Capital Improvement | \$ 1,923,003.62 | 4.49% |
| Rate Stabilization | \$ 4,543,125.39 | 10.60% |
| B/G Catastrophic Ins | \$ 500,000.00 | 1.17% |
| Employee Liabilities | \$ 2,193,294.04 | 5.12% |
| Stored Water | \$ 1,034,800.00 | 2.41% |
| Project Reserve | \$ 1,292,310.27 | 3.02% |
| | \$ 23,778,349.86 | 55.49% |

| | | |
|-----------------------------|------------------------|--------------|
| Restricted Reserves | | |
| Category 3 | | |
| Customer/Developer Deposits | \$ 3,253,040.17 | 7.59% |
| | \$ 3,253,040.17 | 7.59% |
| Category 4 | | |
| ASC | \$ 463,632.07 | 1.08% |
| Badillo/Grand-Maintenance | \$ 321,325.64 | 0.75% |
| RCC | \$ 666,890.28 | 1.56% |
| WSC | \$ 1,283,146.16 | 2.99% |
| Capacity Charge | \$ 374,454.06 | 0.87% |
| | \$ 3,109,448.21 | 7.25% |

Total \$ 42,861,293.63 100.01%

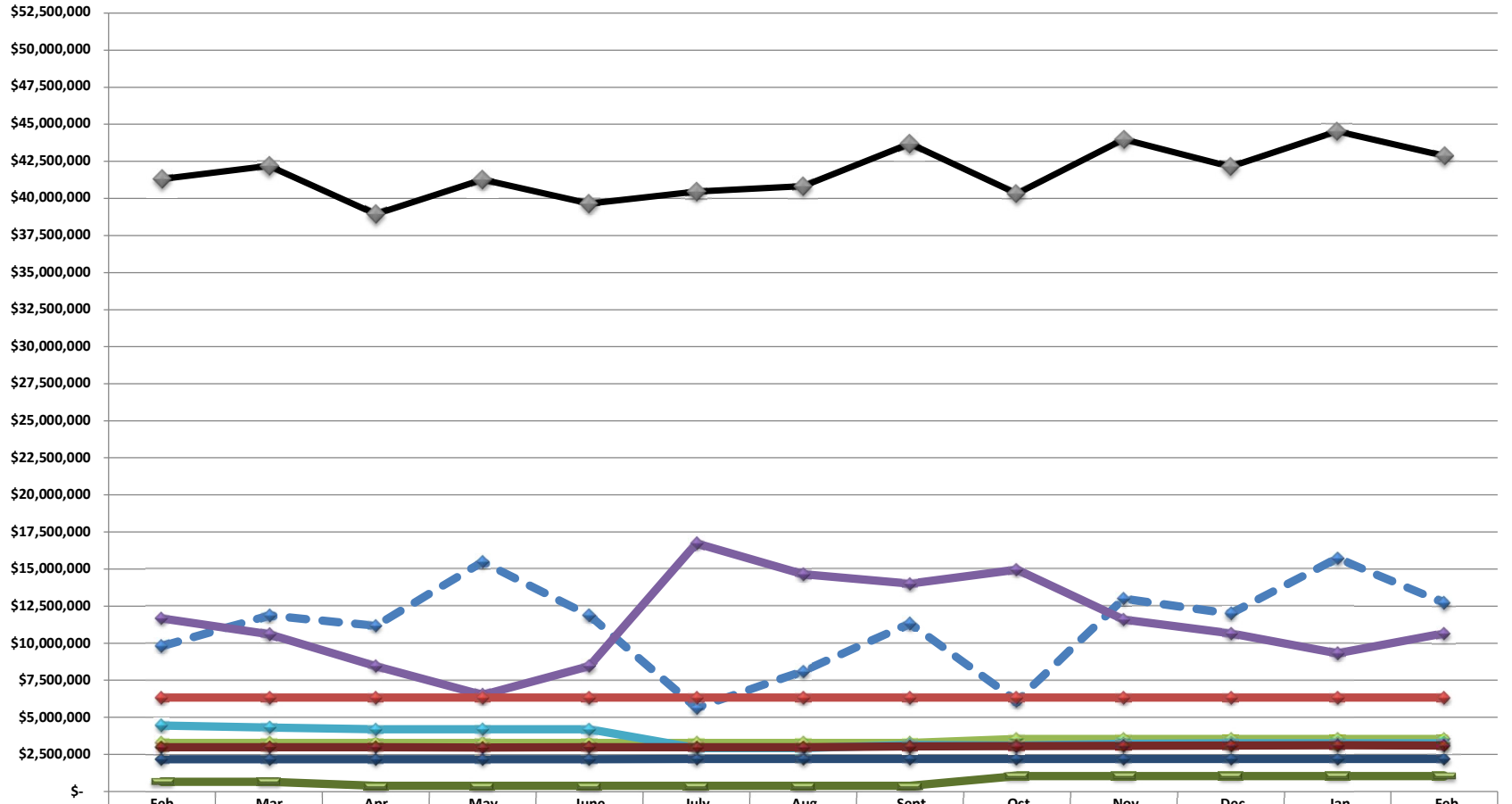
Category 1 - These are funds that accumulate from day-to-day operations and represent the net equity in the District's General Fund. All interest earned is retained in the General Fund.

Category 2 - These funds, although not legally or externally restricted, have been reserved pursuant to the Board's desire to provide a stable and equitable rate structure. All interest earned related to these funds is retained by each designated fund.

Category 3 - These funds have legal or external restrictions. These Restricted Funds can only be used for the specific purposes established for the fund. All interest earned is retained in the General Fund.

Category 4 - These funds have legal or external restrictions. All interest earned must be retained by each Restricted Fund and can only be used for the specific purposes established for the fund.

**Walnut Valley Water District
Cash Balances
February 2025 - February 2026**



| | Feb 2025 | Mar 2025 | Apr 2025 | May 2025 | June 2025 | July 2025 | Aug 2025 | Sept 2025 | Oct 2025 | Nov 2025 | Dec 2025 | Jan 2026 | Feb 2026 |
|------------------------------|--------------|--------------|--------------|--------------|--------------|--------------|--------------|--------------|--------------|--------------|--------------|--------------|--------------|
| General Account | \$9,801,732 | \$11,862,056 | \$11,178,231 | \$15,470,841 | \$11,881,599 | \$5,638,935 | \$8,112,126 | \$11,343,531 | \$6,106,464 | \$12,993,030 | \$11,985,422 | \$15,731,580 | \$12,720,455 |
| Operating Reserve | \$3,272,600 | \$3,272,600 | \$3,272,600 | \$3,272,600 | \$3,272,600 | \$3,272,600 | \$3,272,600 | \$3,272,600 | \$3,542,600 | \$3,542,600 | \$3,542,600 | \$3,542,600 | \$3,542,600 |
| Capital/Replacement Reserve | \$11,677,002 | \$10,602,340 | \$8,441,217 | \$6,508,211 | \$8,441,217 | \$16,742,066 | \$14,655,171 | \$14,006,245 | \$14,957,965 | \$11,591,998 | \$10,672,220 | \$9,325,377 | \$10,672,220 |
| Employee Liabilities Reserve | \$2,164,500 | \$2,164,500 | \$2,164,500 | \$2,164,500 | \$2,164,500 | \$2,193,294 | \$2,193,294 | \$2,193,294 | \$2,193,294 | \$2,193,294 | \$2,193,294 | \$2,193,294 | \$2,193,294 |
| Stored Water Reserve | \$646,900 | \$646,900 | \$373,300 | \$373,300 | \$373,300 | \$373,300 | \$373,300 | \$373,300 | \$1,034,800 | \$1,034,800 | \$1,034,800 | \$1,034,800 | \$1,034,800 |
| Other Designated Reserves | \$6,335,436 | \$6,335,436 | \$6,335,436 | \$6,335,436 | \$6,335,436 | \$6,335,436 | \$6,335,436 | \$6,335,436 | \$6,335,436 | \$6,335,436 | \$6,335,436 | \$6,335,436 | \$6,335,436 |
| Customer/Dev. Deposits | \$4,448,233 | \$4,317,319 | \$4,190,433 | \$4,204,071 | \$4,190,433 | \$2,933,474 | \$2,915,787 | \$3,140,659 | \$3,104,749 | \$3,223,350 | \$3,253,040 | \$3,240,690 | \$3,253,040 |
| Developer & Other Restricted | \$2,975,867 | \$2,988,191 | \$2,986,006 | \$2,953,302 | \$2,986,987 | \$2,975,327 | \$2,979,294 | \$3,046,997 | \$3,054,323 | \$3,076,800 | \$3,108,722 | \$3,114,273 | \$3,109,448 |
| Grand Total | \$41,322,270 | \$42,189,341 | \$38,941,723 | \$41,282,261 | \$39,646,072 | \$40,464,433 | \$40,837,009 | \$43,712,062 | \$40,329,631 | \$43,991,307 | \$42,125,534 | \$44,518,050 | \$42,861,294 |

WVWD – Staff Report



TO: Board of Directors
FROM: General Manager
DATE: April 20, 2026
SUBJECT: Water Awareness Month Proclamation

Action/Discussion Fiscal Impact Resolution Information Only

RECOMMENDATION

That the Board of Directors adopt a Proclamation declaring May as "Water Awareness Month."

BACKGROUND INFORMATION:

Each May, the State of California recognizes Water Awareness Month, encouraging water agencies to promote conservation and sustainability. In support of this initiative, agencies are encouraged to adopt proclamations declaring May as Water Awareness Month and inspiring others to embrace the mission of "Making Conservation a Way of Life." The enclosed draft proclamation is submitted for review.

To further this effort, local officials, legislators, and school districts will be invited to adopt similar proclamations. As in previous years, Board members may be requested to attend City Council meetings, School Board meetings, or community events to accept Water Awareness Month proclamations on behalf of the District.

This year, the District will host a series of community-focused events, including:

- Succulent Basic Workshop – A beginner-friendly, hands-on workshop designed to introduce participants to the fundamentals of succulent care. Attendees will learn how to properly pot succulents, receive easy-to-follow care tips, and create their own small succulent arrangement to take home.
- Water-Smart Gardening Workshop – Hosted in partnership with Suzanne Middle School's CAPA Green 4 Better Project, this interactive workshop is ideal for beginners, families, and anyone interested in creating a beautiful, water-efficient landscape.
- Diamond Bar Women's Club Annual Scholarship Event – The District will host this annual event at its new headquarters, reinforcing its commitment to serving as a community anchor and providing space for local organizations and partners.

These initiatives provide meaningful opportunities to connect with community members, local leaders, and customers while highlighting the importance of water sustainability and the District's commitment to protecting this vital resource.

Attachment as noted



WATER AWARENESS MONTH PROCLAMATION

WHEREAS, water is the fundamental lifeline sustaining ecosystems and communities, essential for agriculture, industry, and human consumption alike, and;

WHEREAS, the ongoing cycle of droughts and the escalating impacts of climate change underscore the urgent need for concerted, sustainable action in managing California's water resources, and;

WHEREAS, fostering a culture of water consciousness and sustainability is paramount to addressing the challenges posed by water scarcity and ensuring the resilience of our ecosystems and communities, and;

WHEREAS, comprehensive water conservation efforts must be underpinned by robust education initiatives that empower individuals and communities with the knowledge and tools needed to make informed decisions about water usage, and;

WHEREAS, as stewards of water resources, it is incumbent upon the District to collaborate with stakeholders and community leaders in promoting responsible water management practices,

WHEREAS, during the month of May, **WALNUT VALLEY WATER DISTRICT** partners with water agencies, water advocates, and community leaders as a steward of sustainable water use to educate and ensure all Californians have the resources and tools they need to use water wisely.

NOW, THEREFORE, WALNUT VALLEY WATER DISTRICT does hereby proclaim May 2026 as Water Awareness Month and encourages local community members, students, and customers to adopt a sustainable water lifestyle now and in the future.

MONTHLY ACCOUNT STATEMENT

Walnut Valley Water District Cons | Account #10076 | As of March 31, 2026

CHANDLER ASSET MANAGEMENT | chandlerasset.com

Chandler Team:

For questions about your account, please call (800) 317-4747,
or contact clientservice@chandlerasset.com

Custodian:

PORTFOLIO SUMMARY



Walnut Valley Water District Cons | Account #10076 | As of March 31, 2026

Portfolio Characteristics

| | |
|---------------------------|-------|
| Average Modified Duration | 1.49 |
| Average Coupon | 2.61% |
| Average Purchase YTM | 2.75% |
| Average Market YTM | 3.06% |
| Average Credit Quality* | AA |
| Average Final Maturity | 1.63 |
| Average Life | 1.63 |

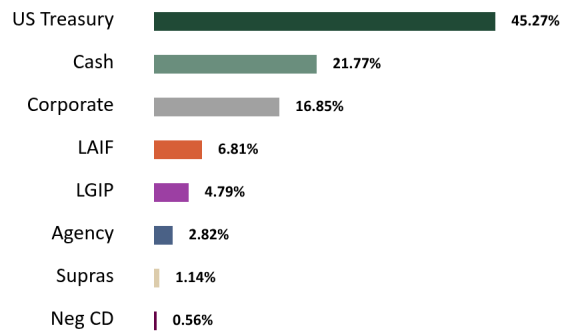
Account Summary

| | End Values as of 02/28/2026 | End Values as of 03/31/2026 |
|---------------------------|-----------------------------|-----------------------------|
| Market Value | 42,986,638.15 | 43,873,304.59 |
| Accrued Interest | 200,783.79 | 216,378.42 |
| Total Market Value | 43,187,421.95 | 44,089,683.00 |
| Income Earned | 82,616.03 | 123,901.64 |
| Cont/WD | (1,758,573.20) | 1,047,333.59 |
| Par | 42,861,293.63 | 44,013,501.43 |
| Book Value | 42,776,576.69 | 43,908,187.83 |
| Cost Value | 42,634,748.89 | 43,754,175.14 |

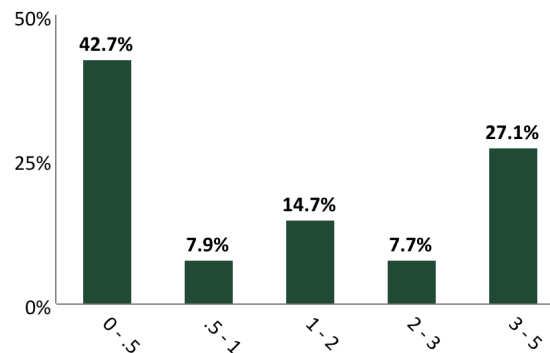
Top Issuers

| | |
|-----------------------------|--------|
| United States | 45.27% |
| Cash | 21.35% |
| LAIF | 6.81% |
| CA CLASS | 4.79% |
| Federal Home Loan Banks | 2.82% |
| Deere & Company | 1.15% |
| PACCAR Inc | 1.15% |
| Bank of America Corporation | 1.14% |

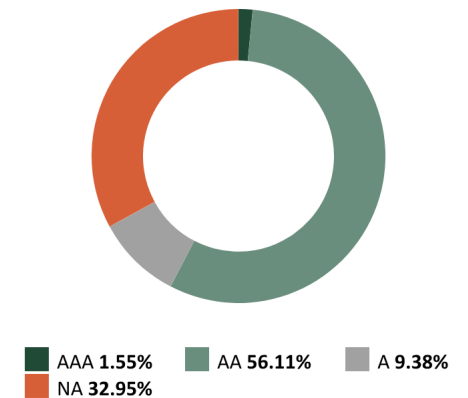
Sector Allocation



Maturity Distribution



Credit Quality*



*The average credit quality is a weighted average calculation of the highest of S&P, Moody's and Fitch.

PORTFOLIO SUMMARY



Walnut Valley Water District | Account #10074 | As of March 31, 2026

Portfolio Characteristics

| | |
|---------------------------|-------|
| Average Modified Duration | 2.25 |
| Average Coupon | 3.25% |
| Average Purchase YTM | 3.46% |
| Average Market YTM | 3.91% |
| Average Credit Quality* | AA |
| Average Final Maturity | 2.45 |
| Average Life | 2.45 |

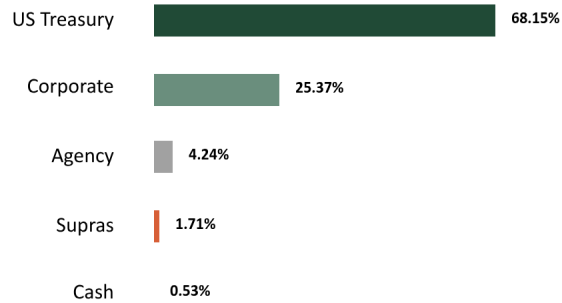
Account Summary

| | End Values as of 02/28/2026 | End Values as of 03/31/2026 |
|---------------------------|--------------------------------|--------------------------------|
| Market Value | 29,315,906.21 | 29,141,688.55 |
| Accrued Interest | 199,542.44 | 216,207.20 |
| Total Market Value | 29,515,448.64 | 29,357,895.74 |
| Income Earned | 76,359.39 | 120,398.91 |
| Cont/WD | 0.00 | 1,291.30 |
| Par | 29,187,045.54 | 29,278,781.67 |
| Book Value | 29,102,328.60 | 29,173,468.07 |
| Cost Value | 28,960,500.80 | 29,019,455.38 |

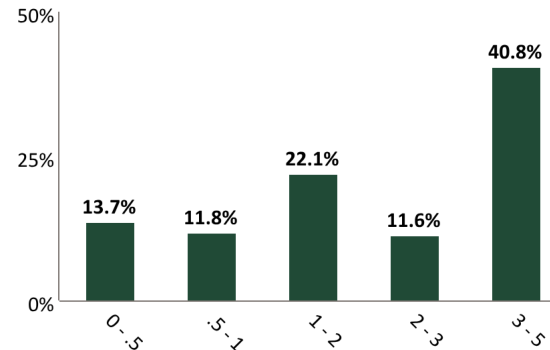
Top Issuers

| | |
|---------------------------------|--------|
| United States | 68.15% |
| Federal Home Loan Banks | 4.24% |
| Deere & Company | 1.74% |
| PACCAR Inc | 1.73% |
| Bank of America Corporation | 1.72% |
| Northern Trust Corporation | 1.71% |
| Inter-American Development Bank | 1.71% |
| PepsiCo, Inc. | 1.70% |

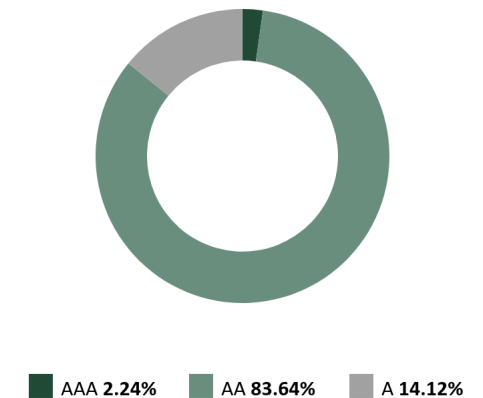
Sector Allocation



Maturity Distribution



Credit Quality*



Performance Review

| Total Rate of Return** | 1M | 3M | YTD | 1YR | 2YRS | 3YRS | 5YRS | 10YRS | Since Inception (08/01/09) |
|------------------------|---------|-------|-------|-------|-------|-------|-------|-------|-------------------------------|
| Walnut Valley WD | (0.54%) | 0.40% | 0.40% | 4.04% | 4.83% | 4.30% | 1.83% | 1.97% | 1.89% |
| Benchmark Return | (0.75%) | 0.20% | 0.20% | 3.87% | 4.68% | 3.93% | 1.49% | 1.70% | 1.64% |

*The average credit quality is a weighted average calculation of the highest of S&P, Moody's and Fitch.

**Periods over 1 year are annualized.

Benchmark: ICE BofA 1-5 Year Unsubordinated US Treasury & Agency Index

RECONCILIATION SUMMARY



Walnut Valley Water District Cons | Account #10076 | As of March 31, 2026

Maturities / Calls

| | |
|---------------------|----------------|
| Month to Date | (874,184.25) |
| Fiscal Year to Date | (6,399,184.25) |

Principal Paydowns

| | |
|---------------------|------|
| Month to Date | 0.00 |
| Fiscal Year to Date | 0.00 |

Purchases

| | |
|---------------------|---------------|
| Month to Date | 3,806,543.97 |
| Fiscal Year to Date | 26,297,770.66 |

Sales

| | |
|---------------------|-----------------|
| Month to Date | (1,282,113.90) |
| Fiscal Year to Date | (15,750,912.11) |

Interest Received

| | |
|---------------------|------------|
| Month to Date | 108,951.37 |
| Fiscal Year to Date | 766,083.77 |

Purchased / Sold Interest

| | |
|---------------------|-------------|
| Month to Date | (5,128.21) |
| Fiscal Year to Date | (38,137.47) |

Accrual Activity Summary

| | Month to Date | Fiscal Year to Date (07/01/2025) |
|---------------------------------------|----------------|-------------------------------------|
| Beginning Book Value | 42,776,576.69 | 39,571,808.27 |
| Maturities/Calls | (874,184.25) | (6,399,184.25) |
| Principal Paydowns | 0.00 | 0.00 |
| Purchases | 3,806,543.97 | 26,297,770.66 |
| Sales | (1,282,113.90) | (15,750,912.11) |
| Change in Cash, Payables, Receivables | (525,778.76) | 147,723.74 |
| Amortization/Accretion | 4,483.85 | 38,321.30 |
| Realized Gain (Loss) | 2,660.23 | 2,660.23 |
| Ending Book Value | 43,908,187.83 | 43,908,187.83 |

Fair Market Activity Summary

| | Month to Date | Fiscal Year to Date (07/01/2025) |
|---------------------------------------|----------------|-------------------------------------|
| Beginning Market Value | 42,986,638.15 | 39,423,958.03 |
| Maturities/Calls | (874,184.25) | (6,399,184.25) |
| Principal Paydowns | 0.00 | 0.00 |
| Purchases | 3,806,543.97 | 26,297,770.66 |
| Sales | (1,282,113.90) | (15,750,912.11) |
| Change in Cash, Payables, Receivables | (525,778.76) | 147,723.74 |
| Amortization/Accretion | 4,483.85 | 38,321.30 |
| Change in Net Unrealized Gain (Loss) | (244,944.71) | 112,966.99 |
| Realized Gain (Loss) | 2,660.23 | 2,660.23 |
| Ending Market Value | 43,873,304.59 | 43,873,304.59 |

HOLDINGS REPORT



Walnut Valley Water District Cons | Account #10076 | As of March 31, 2026

| Cusip | Security Description | Par Value/ Units | Purchase Date Purchase Yield | Cost Value Book Value | Mkt Price Mkt YTM | Market Value Accrued Int. | % of Port. Gain/Loss | Moody's/ S&P/ Fitch | Maturity Duration |
|---------------------|-------------------------------------------------|---------------------|---------------------------------|--------------------------------------------|-------------------------------|-----------------------------------------|---------------------------------|---------------------------|----------------------------|
| AGENCY | | | | | | | | | |
| 3130ATUS4 | FEDERAL HOME LOAN BANKS 4.25 12/10/2027 | 475,000.00 | 01/26/2023 3.67% | 487,188.50 479,236.50 | 100.71 3.81% | 478,377.73 6,224.48 | 1.09% (858.77) | Aa1/AA+ AA+ | 1.70 1.60 |
| 3130AWMN7 | FEDERAL HOME LOAN BANKS 4.375 06/09/2028 | 750,000.00 | 07/21/2023 4.17% | 756,637.50 752,979.80 | 101.10 3.84% | 758,268.00 10,208.33 | 1.73% 5,288.20 | Aa1/AA+ AA+ | 2.19 2.05 |
| Total Agency | | 1,225,000.00 | 3.98% | 1,243,826.00 1,232,216.29 | 100.95 3.83% | 1,236,645.73 16,432.81 | 2.82% 4,429.43 | | 2.00 1.87 |
| CASH | | | | | | | | | |
| 90CASH\$00 | Custodial Cash Account | 9,367,277.70 | -- 0.00% | 9,367,277.70 9,367,277.70 | 1.00 0.00% | 9,367,277.70 0.00 | 21.35% 0.00 | NA/NA NA | 0.00 0.00 |
| CCYUSD | Cash | 150,910.93 | -- 0.00% | 150,910.93 150,910.93 | 1.00 0.00% | 150,910.93 0.00 | 0.34% 0.00 | Aaa/AAA AAA | 0.00 0.00 |
| CCYUSD | Receivable | 2,870.74 | -- 0.00% | 2,870.74 2,870.74 | 1.00 0.00% | 2,870.74 0.00 | 0.01% 0.00 | Aaa/AAA AAA | 0.00 0.00 |
| CCYUSD | Receivable | 28,701.55 | -- 0.00% | 28,701.55 28,701.55 | 1.00 0.00% | 28,701.55 0.00 | 0.07% 0.00 | Aaa/AAA AAA | 0.00 0.00 |
| Total Cash | | 9,549,760.92 | 0.00% | 9,549,760.92 | 1.00 0.00% | 9,549,760.92 0.00 | 21.77% 0.00 | | 0.00 0.00 |
| CORPORATE | | | | | | | | | |
| 89114TZD7 | TORONTO-DOMINION BANK 1.2 06/03/2026 | 400,000.00 | 08/11/2021 1.12% | 401,416.00 400,050.83 | 99.53 3.92% | 398,131.20 1,573.33 | 0.91% (1,919.63) | A2/A- AA- | 0.18 0.17 |
| 06428CAA2 | BANK OF AMERICA NA 5.526 08/18/2026 | 500,000.00 | 09/11/2023 5.51% | 500,150.00 500,015.59 | 100.43 4.34% | 502,159.50 3,300.25 | 1.14% 2,143.91 | Aa2/A+ AA | 0.38 0.29 |
| 87612EBM7 | TARGET CORP 1.95 01/15/2027 | 500,000.00 | 01/24/2022 1.87% | 501,865.00 500,269.72 | 98.43 3.99% | 492,155.00 2,058.33 | 1.12% (8,114.72) | A2/A A | 0.79 0.77 |
| 06406RBA4 | BANK OF NEW YORK MELLON CORP 2.05 01/26/2027 | 500,000.00 | 01/26/2022 2.03% | 500,400.00 500,059.65 | 98.36 4.10% | 491,793.50 1,850.69 | 1.12% (8,266.15) | Aa3/A AA- | 0.82 0.80 |
| 023135CF1 | AMAZON.COM INC 3.3 04/13/2027 | 400,000.00 | 04/26/2022 3.26% | 400,788.00 400,153.17 | 99.25 4.05% | 396,986.00 6,160.00 | 0.90% (3,167.17) | A1/AA AA- | 1.04 0.99 |
| 665859AW4 | NORTHERN TRUST CORP 4.0 05/10/2027 | 500,000.00 | 06/28/2022 4.00% | 500,045.00 500,009.67 | 99.88 4.11% | 499,403.00 7,833.33 | 1.14% (606.67) | A2/A+ A+ | 1.11 1.06 |
| 69371RS31 | PACCAR FINANCIAL CORP 4.6 01/10/2028 | 500,000.00 | 01/26/2023 4.26% | 507,430.00 502,670.03 | 101.03 3.99% | 505,159.50 5,175.00 | 1.15% 2,489.47 | A1/A+ NA | 1.78 1.68 |

HOLDINGS REPORT



Walnut Valley Water District Cons | Account #10076 | As of March 31, 2026

| Cusip | Security Description | Par Value/ Units | Purchase Date Purchase Yield | Cost Value Book Value | Mkt Price Mkt YTM | Market Value Accrued Int. | % of Port. Gain/Loss | Moody's/ S&P/ Fitch | Maturity Duration |
|----------------------------------|-------------------------------------------------------------------------|---------------------|---------------------------------|--------------------------------------------|-------------------------------|-----------------------------------------|-----------------------------------|---------------------------|----------------------------|
| 24422EWR6 | JOHN DEERE CAPITAL CORP 4.75 01/20/2028 | 500,000.00 | 01/26/2023 4.29% | 510,270.00 503,726.83 | 101.33 3.98% | 506,635.00 4,684.03 | 1.15% 2,908.17 | A1/A A+ | 1.81 1.70 |
| 713448FL7 | PEPSICO INC 3.6 02/18/2028 | 500,000.00 | 03/20/2023 4.18% | 487,155.00 495,073.94 | 99.22 4.03% | 496,113.00 2,150.00 | 1.13% 1,039.06 | A1/A+ NA | 1.89 1.79 |
| 57636QAW4 | MASTERCARD INC 4.875 03/09/2028 | 450,000.00 | 03/10/2023 4.83% | 450,904.50 450,342.53 | 101.48 4.07% | 456,671.70 1,340.63 | 1.04% 6,329.17 | Aa3/A+ NA | 1.94 1.76 |
| 74456QBU9 | PUBLIC SERVICE ELECTRIC AND GAS CO 3.7 05/01/2028 | 400,000.00 | 06/26/2023 4.70% | 382,788.00 392,595.63 | 98.82 4.30% | 395,272.80 6,166.67 | 0.90% 2,677.17 | A1/A NA | 2.08 1.95 |
| 341081GN1 | FLORIDA POWER & LIGHT CO 4.4 05/15/2028 | 450,000.00 | -- 4.67% | 444,781.50 447,758.66 | 100.40 4.20% | 451,803.15 7,480.00 | 1.03% 4,044.49 | Aa2/A+ AA- | 2.12 1.83 |
| 74340XCG4 | PROLOGIS LP 4.875 06/15/2028 | 450,000.00 | 07/21/2023 4.96% | 448,330.50 449,247.00 | 101.18 4.31% | 455,303.70 6,459.38 | 1.04% 6,056.70 | A2/A NA | 2.21 1.97 |
| 89236TLB9 | TOYOTA MOTOR CREDIT CORP 5.25 09/11/2028 | 450,000.00 | 09/26/2023 5.34% | 448,227.00 449,124.28 | 102.40 4.21% | 460,783.80 1,312.50 | 1.05% 11,659.52 | A1/A+ A+ | 2.45 2.27 |
| 63743HFX5 | NATIONAL RURAL UTILITIES COOPERATIVE FINANCE CORP 4.95 02/07/2030 | 300,000.00 | 06/17/2025 4.59% | 304,347.00 303,597.25 | 101.74 4.45% | 305,206.80 2,227.50 | 0.70% 1,609.55 | A2/NA A | 3.86 3.39 |
| 857477DB6 | STATE STREET CORP 4.834 04/24/2030 | 350,000.00 | 05/28/2025 4.72% | 351,652.00 351,363.84 | 101.57 4.41% | 355,506.55 7,378.56 | 0.81% 4,142.71 | Aa3/A AA- | 4.07 3.52 |
| 02079KBK2 | ALPHABET INC 4.1 02/15/2031 | 225,000.00 | 03/31/2026 4.28% | 223,224.75 223,225.75 | 99.31 4.26% | 223,436.48 1,230.00 | 0.51% 210.73 | Aa2/AA+ NA | 4.88 4.35 |
| Total Corporate | | 7,375,000.00 | 4.03% | 7,363,774.25 7,369,284.35 | 100.25 4.14% | 7,392,520.68 68,380.20 | 16.85% 23,236.33 | | 1.80 1.64 |
| LAIF | | | | | | | | | |
| 90LAIF\$00 | Local Agency Investment Fund State Pool | 2,988,063.62 | -- 3.82% | 2,988,063.62 2,988,063.62 | 1.00 3.82% | 2,988,063.62 0.00 | 6.81% 0.00 | NA/NA NA | 0.00 0.00 |
| Total LAIF | | 2,988,063.62 | 3.82% | 2,988,063.62 2,988,063.62 | 1.00 3.82% | 2,988,063.62 0.00 | 6.81% 0.00 | | 0.00 0.00 |
| LOCAL GOV INVESTMENT POOL | | | | | | | | | |
| 90CACLA\$0 | California CLASS | 2,102,676.89 | -- 3.74% | 2,102,676.89 2,102,676.89 | 1.00 3.74% | 2,102,676.89 0.00 | 4.79% 0.00 | NA/NA NA | 0.00 0.00 |

HOLDINGS REPORT



Walnut Valley Water District Cons | Account #10076 | As of March 31, 2026

| Cusip | Security Description | Par Value/ Units | Purchase Date Purchase Yield | Cost Value Book Value | Mkt Price Mkt YTM | Market Value Accrued Int. | % of Port. Gain/Loss | Moody's/ S&P/ Fitch | Maturity Duration |
|----------------------------------------|--------------------------------------------------------|---------------------|---------------------------------|----------------------------------------|------------------------------|--------------------------------------|-----------------------------------|---------------------------|----------------------------|
| Total Local Gov Investment Pool | | 2,102,676.89 | 3.74% | 2,102,676.89 | 1.00 3.74% | 2,102,676.89 0.00 | 4.79% 0.00 | | 0.00 0.00 |
| NEGOTIABLE CD | | | | | | | | | |
| 38149MZJ5 | Goldman Sachs Bank USA 1.05 09/08/2026 | 248,000.00 | 08/25/2021 1.05% | 248,000.00 248,000.00 | 98.75 3.95% | 244,896.28 171.22 | 0.56% (3,103.72) | A1/A+ AA- | 0.44 0.43 |
| Total Negotiable CD | | 248,000.00 | 1.05% | 248,000.00 | 98.75 3.95% | 244,896.28 171.22 | 0.56% (3,103.72) | | 0.44 0.43 |
| SUPRANATIONAL | | | | | | | | | |
| 4581X0DV7 | INTER-AMERICAN DEVELOPMENT BANK 0.875 04/20/2026 | 500,000.00 | 04/27/2021 0.94% | 498,425.00 499,983.53 | 99.84 3.84% | 499,215.00 1,956.60 | 1.14% (768.53) | Aaa/AAA NA | 0.05 0.05 |
| Total Supranational | | 500,000.00 | 0.94% | 498,425.00 499,983.53 | 99.84 3.84% | 499,215.00 1,956.60 | 1.14% (768.53) | | 0.05 0.05 |
| US TREASURY | | | | | | | | | |
| 91282CCF6 | UNITED STATES TREASURY 0.75 05/31/2026 | 850,000.00 | 06/28/2021 0.88% | 844,820.31 849,827.06 | 99.50 3.82% | 845,708.35 2,136.68 | 1.93% (4,118.71) | Aa1/AA+ AA+ | 0.17 0.16 |
| 91282CCP4 | UNITED STATES TREASURY 0.625 07/31/2026 | 750,000.00 | 10/08/2021 1.02% | 736,171.88 749,045.52 | 98.97 3.74% | 742,271.25 776.93 | 1.69% (6,774.27) | Aa1/AA+ AA+ | 0.33 0.33 |
| 91282CCW9 | UNITED STATES TREASURY 0.75 08/31/2026 | 850,000.00 | 09/28/2021 1.00% | 839,939.45 849,149.02 | 98.77 3.78% | 839,507.60 554.35 | 1.91% (9,641.42) | Aa1/AA+ AA+ | 0.42 0.41 |
| 91282CCZ2 | UNITED STATES TREASURY 0.875 09/30/2026 | 650,000.00 | 12/29/2021 1.26% | 638,447.27 648,787.43 | 98.59 3.76% | 640,844.10 15.54 | 1.46% (7,943.33) | Aa1/AA+ AA+ | 0.50 0.49 |
| 91282CDG3 | UNITED STATES TREASURY 1.125 10/31/2026 | 575,000.00 | 11/29/2021 1.18% | 573,472.66 574,818.86 | 98.48 3.80% | 566,249.08 2,716.16 | 1.29% (8,569.79) | Aa1/AA+ AA+ | 0.59 0.57 |
| 91282CDK4 | UNITED STATES TREASURY 1.25 11/30/2026 | 575,000.00 | 04/26/2022 2.74% | 537,827.15 569,616.80 | 98.36 3.76% | 565,594.73 2,409.00 | 1.29% (4,022.08) | Aa1/AA+ AA+ | 0.67 0.65 |
| 91282CEF4 | UNITED STATES TREASURY 2.5 03/31/2027 | 700,000.00 | 06/13/2022 3.44% | 670,878.91 693,946.27 | 98.83 3.71% | 691,775.00 47.81 | 1.58% (2,171.27) | Aa1/AA+ AA+ | 1.00 0.97 |
| 91282CEW7 | UNITED STATES TREASURY 3.25 06/30/2027 | 550,000.00 | 09/13/2022 3.61% | 541,363.28 547,754.45 | 99.30 3.82% | 546,175.85 4,493.44 | 1.24% (1,578.60) | Aa1/AA+ AA+ | 1.25 1.20 |
| 91282CFH9 | UNITED STATES TREASURY 3.125 08/31/2027 | 550,000.00 | 09/08/2022 3.39% | 543,232.42 548,071.20 | 99.02 3.84% | 544,607.25 1,494.57 | 1.24% (3,463.95) | Aa1/AA+ AA+ | 1.42 1.36 |

HOLDINGS REPORT



Walnut Valley Water District Cons | Account #10076 | As of March 31, 2026

| Cusip | Security Description | Par Value/ Units | Purchase Date Purchase Yield | Cost Value Book Value | Mkt Price Mkt YTM | Market Value Accrued Int. | % of Port. Gain/Loss | Moody's/ S&P/ Fitch | Maturity Duration |
|-----------|--------------------------------------------|---------------------|---------------------------------|--------------------------|----------------------|------------------------------|-------------------------|---------------------------|----------------------|
| 91282CFM8 | UNITED STATES TREASURY 4.125 09/30/2027 | 400,000.00 | 10/28/2022 4.19% | 398,796.88 399,633.37 | 100.41 3.84% | 401,640.80 45.08 | 0.92% 2,007.43 | Aa1/AA+ AA+ | 1.50 1.44 |
| 91282CFU0 | UNITED STATES TREASURY 4.125 10/31/2027 | 750,000.00 | 11/09/2022 4.30% | 744,169.92 748,144.39 | 100.41 3.85% | 753,105.75 12,990.33 | 1.72% 4,961.36 | Aa1/AA+ AA+ | 1.59 1.49 |
| 9128283F5 | UNITED STATES TREASURY 2.25 11/15/2027 | 875,000.00 | 12/09/2022 3.79% | 814,946.29 855,204.64 | 97.51 3.85% | 853,227.38 7,450.79 | 1.94% (1,977.27) | Aa1/AA+ AA+ | 1.63 1.56 |
| 91282CDF5 | UNITED STATES TREASURY 1.375 10/31/2028 | 450,000.00 | 09/23/2025 3.58% | 421,066.41 425,892.93 | 94.04 3.82% | 423,175.95 2,598.07 | 0.96% (2,716.98) | Aa1/AA+ AA+ | 2.59 2.48 |
| 9128285M8 | UNITED STATES TREASURY 3.125 11/15/2028 | 450,000.00 | 09/23/2025 3.59% | 443,882.81 444,889.91 | 98.26 3.83% | 442,160.10 5,322.00 | 1.01% (2,729.81) | Aa1/AA+ AA+ | 2.63 2.46 |
| 91282CEV9 | UNITED STATES TREASURY 3.25 06/30/2029 | 300,000.00 | 03/31/2026 3.84% | 294,656.25 294,660.75 | 98.18 3.85% | 294,550.80 2,450.97 | 0.67% (109.95) | Aa1/AA+ AA+ | 3.25 3.03 |
| 91282CLC3 | UNITED STATES TREASURY 4.0 07/31/2029 | 400,000.00 | 04/07/2025 3.72% | 404,406.25 403,404.70 | 100.45 3.86% | 401,781.20 2,651.93 | 0.92% (1,623.50) | Aa1/AA+ AA+ | 3.33 3.08 |
| 91282CLK5 | UNITED STATES TREASURY 3.625 08/31/2029 | 800,000.00 | 04/23/2025 3.92% | 790,687.50 792,690.57 | 99.23 3.87% | 793,875.20 2,521.74 | 1.81% 1,184.63 | Aa1/AA+ AA+ | 3.42 3.17 |
| 91282CFT3 | UNITED STATES TREASURY 4.0 10/31/2029 | 425,000.00 | 07/01/2025 3.80% | 428,303.71 427,733.60 | 100.40 3.88% | 426,693.20 7,138.12 | 0.97% (1,040.40) | Aa1/AA+ AA+ | 3.59 3.25 |
| 91282CMA6 | UNITED STATES TREASURY 4.125 11/30/2029 | 600,000.00 | 02/13/2025 4.41% | 592,546.88 594,297.30 | 100.83 3.88% | 604,968.60 8,295.33 | 1.38% 10,671.30 | Aa1/AA+ AA+ | 3.67 3.33 |
| 91282CMD0 | UNITED STATES TREASURY 4.375 12/31/2029 | 600,000.00 | 01/07/2025 4.47% | 597,539.06 598,145.50 | 101.69 3.88% | 610,148.40 6,598.76 | 1.39% 12,002.90 | Aa1/AA+ AA+ | 3.75 3.40 |
| 91282CMG3 | UNITED STATES TREASURY 4.25 01/31/2030 | 600,000.00 | 02/03/2025 4.36% | 597,187.50 597,837.37 | 101.27 3.89% | 607,593.60 4,226.52 | 1.38% 9,756.23 | Aa1/AA+ AA+ | 3.84 3.49 |
| 91282CMU2 | UNITED STATES TREASURY 4.0 03/31/2030 | 400,000.00 | 04/07/2025 3.75% | 404,515.63 403,626.41 | 100.36 3.90% | 401,437.60 43.72 | 0.91% (2,188.81) | Aa1/AA+ AA+ | 4.00 3.66 |
| 91282CMZ1 | UNITED STATES TREASURY 3.875 04/30/2030 | 450,000.00 | 05/07/2025 3.89% | 449,771.48 449,812.71 | 99.89 3.90% | 449,507.70 7,321.82 | 1.02% (305.01) | Aa1/AA+ AA+ | 4.08 3.68 |
| 91282CNG2 | UNITED STATES TREASURY 4.0 05/31/2030 | 425,000.00 | 07/01/2025 3.82% | 428,370.12 427,857.28 | 100.34 3.91% | 426,444.15 5,697.80 | 0.97% (1,413.13) | Aa1/AA+ AA+ | 4.17 3.75 |
| 91282CNK3 | UNITED STATES TREASURY 3.875 06/30/2030 | 450,000.00 | 07/21/2025 3.90% | 449,419.92 449,501.27 | 99.85 3.91% | 449,314.65 4,383.46 | 1.02% (186.62) | Aa1/AA+ AA+ | 4.25 3.85 |
| 91282CNN7 | UNITED STATES TREASURY 3.875 07/31/2030 | 600,000.00 | 11/19/2025 3.68% | 605,039.06 604,650.99 | 99.83 3.92% | 598,992.00 3,853.59 | 1.37% (5,658.99) | Aa1/AA+ AA+ | 4.33 3.93 |
| 91282CNX5 | UNITED STATES TREASURY 3.625 08/31/2030 | 600,000.00 | 11/19/2025 3.68% | 598,476.56 598,591.80 | 98.77 3.93% | 592,640.40 1,891.30 | 1.35% (5,951.40) | Aa1/AA+ AA+ | 4.42 4.02 |

HOLDINGS REPORT



Walnut Valley Water District Cons | Account #10076 | As of March 31, 2026

| Cusip | Security Description | Par Value/ Units | Purchase Date Purchase Yield | Cost Value Book Value | Mkt Price Mkt YTM | Market Value Accrued Int. | % of Port. Gain/Loss | Moody's/ S&P/ Fitch | Maturity Duration |
|-----------------------------------------|--------------------------------------------|----------------------|---------------------------------|----------------------------------------------|------------------------------|-------------------------------------------|--------------------------------------|---------------------------|----------------------------|
| 91282CPA3 | UNITED STATES TREASURY 3.625 09/30/2030 | 600,000.00 | 11/19/2025 3.69% | 598,289.06 598,416.30 | 98.75 3.93% | 592,523.40 59.43 | 1.35% (5,892.90) | Aa1/AA+ AA+ | 4.50 4.11 |
| 91282CPD7 | UNITED STATES TREASURY 3.625 10/31/2030 | 600,000.00 | 11/19/2025 3.69% | 598,312.50 598,435.84 | 98.71 3.94% | 592,242.00 9,132.60 | 1.35% (6,193.84) | Aa1/AA+ AA+ | 4.59 4.11 |
| 91282CPN5 | UNITED STATES TREASURY 3.5 11/30/2030 | 600,000.00 | 12/15/2025 3.72% | 594,187.50 594,527.90 | 98.16 3.93% | 588,961.20 7,038.46 | 1.34% (5,566.70) | Aa1/AA+ AA+ | 4.67 4.21 |
| 91282CPR6 | UNITED STATES TREASURY 3.625 12/31/2030 | 750,000.00 | 02/03/2026 3.83% | 743,144.53 743,358.88 | 98.64 3.94% | 739,804.50 6,834.43 | 1.69% (3,554.38) | Aa1/AA+ AA+ | 4.75 4.28 |
| 91282CPW5 | UNITED STATES TREASURY 3.75 01/31/2031 | 750,000.00 | 02/03/2026 3.83% | 747,216.80 747,302.34 | 99.15 3.94% | 743,613.00 4,661.60 | 1.69% (3,689.34) | Aa1/AA+ AA+ | 4.84 4.35 |
| 91282CQD6 | UNITED STATES TREASURY 3.5 02/28/2031 | 500,000.00 | 03/31/2026 3.93% | 490,390.63 490,395.98 | 98.06 3.94% | 490,312.50 1,521.74 | 1.12% (83.48) | Aa1/AA+ AA+ | 4.91 4.45 |
| 91282CQG9 | UNITED STATES TREASURY 3.875 03/31/2031 | 600,000.00 | 03/31/2026 3.94% | 598,171.88 598,172.88 | 99.68 3.95% | 598,078.20 63.52 | 1.36% (94.68) | Aa1/AA+ AA+ | 5.00 4.50 |
| Total US Treasury | | 20,025,000.00 | 3.31% | 19,759,648.46 19,918,202.23 | 99.19 3.86% | 19,859,525.48 129,437.58 | 45.27% (58,676.76) | | 2.81 2.57 |
| Total Portfolio | | 44,013,501.43 | 2.75% | 43,754,175.14 43,908,187.83 | 66.66 3.06% | 43,873,304.59 216,378.42 | 100.00% (34,883.25) | | 1.63 1.49 |
| Total Market Value + Accrued | | | | | | 44,089,683.00 | | | |

TRANSACTION LEDGER



Walnut Valley Water District Cons | Account #10076 | As of March 31, 2026

| Transaction Type | Settlement Date | CUSIP | Quantity | Security Description | Price | Acq/Disp Yield | Amount | Interest Pur/Sold | Total Amount | Gain/Loss |
|---------------------------|-----------------|------------|---------------------|-----------------------------------------|--------|----------------|-----------------------|-------------------|-----------------------|-------------|
| ACQUISITIONS | | | | | | | | | | |
| Purchase | 03/02/2026 | 60934N807 | 650,000.00 | FEDERATED HRMS GV O SVC | 1.000 | 3.33% | (650,000.00) | 0.00 | (650,000.00) | 0.00 |
| Purchase | 03/02/2026 | 60934N807 | 38,781.25 | FEDERATED HRMS GV O SVC | 1.000 | 3.33% | (38,781.25) | 0.00 | (38,781.25) | 0.00 |
| Purchase | 03/03/2026 | 60934N807 | 635.70 | FEDERATED HRMS GV O SVC | 1.000 | 3.33% | (635.70) | 0.00 | (635.70) | 0.00 |
| Purchase | 03/09/2026 | 60934N807 | 12,260.05 | FEDERATED HRMS GV O SVC | 1.000 | 3.30% | (12,260.05) | 0.00 | (12,260.05) | 0.00 |
| Purchase | 03/11/2026 | 60934N807 | 11,812.50 | FEDERATED HRMS GV O SVC | 1.000 | 3.31% | (11,812.50) | 0.00 | (11,812.50) | 0.00 |
| Purchase | 03/16/2026 | 60934N807 | 434,184.25 | FEDERATED HRMS GV O SVC | 1.000 | 3.31% | (434,184.25) | 0.00 | (434,184.25) | 0.00 |
| Purchase | 03/16/2026 | 60934N807 | 1,811.56 | FEDERATED HRMS GV O SVC | 1.000 | 3.31% | (1,811.56) | 0.00 | (1,811.56) | 0.00 |
| Purchase | 03/31/2026 | 02079KBK2 | 225,000.00 | ALPHABET INC 4.1 02/15/2031 | 99.211 | 4.28% | (223,224.75) | (1,230.00) | (224,454.75) | 0.00 |
| Purchase | 03/31/2026 | 91282CQG9 | 600,000.00 | UNITED STATES TREASURY 3.875 03/31/2031 | 99.695 | 3.94% | (598,171.88) | 0.00 | (598,171.88) | 0.00 |
| Purchase | 03/31/2026 | 91282CQD6 | 500,000.00 | UNITED STATES TREASURY 3.5 02/28/2031 | 98.078 | 3.93% | (490,390.63) | (1,474.18) | (491,864.81) | 0.00 |
| Purchase | 03/31/2026 | 91282CEV9 | 300,000.00 | UNITED STATES TREASURY 3.25 06/30/2029 | 98.219 | 3.84% | (294,656.25) | (2,424.03) | (297,080.28) | 0.00 |
| Purchase | 03/31/2026 | 90ACLA\$0 | 4,572.86 | California CLASS | 1.000 | 3.74% | (4,572.86) | 0.00 | (4,572.86) | 0.00 |
| Purchase | 03/31/2026 | 90CASH\$00 | 1,046,042.29 | Custodial Cash Account | 1.000 | 0.00% | (1,046,042.29) | 0.00 | (1,046,042.29) | 0.00 |
| Total Purchase | | | 3,825,100.46 | | | | (3,806,543.97) | (5,128.21) | (3,811,672.18) | 0.00 |
| TOTAL ACQUISITIONS | | | 3,825,100.46 | | | | (3,806,543.97) | (5,128.21) | (3,811,672.18) | 0.00 |
| DISPOSITIONS | | | | | | | | | | |

TRANSACTION LEDGER



Walnut Valley Water District Cons | Account #10076 | As of March 31, 2026

| Transaction Type | Settlement Date | CUSIP | Quantity | Security Description | Price | Acq/Disp Yield | Amount | Interest Pur/Sold | Total Amount | Gain/Loss |
|------------------------------|-----------------|-----------|-----------------------|---------------------------------------------------|---------|----------------|---------------------|-------------------|---------------------|-----------------|
| Maturity | 03/31/2026 | 91282CBT7 | (440,000.00) | UNITED STATES TREASURY 0.75 03/31/2026 | 100.000 | 0.87% | 440,000.00 | 0.00 | 440,000.00 | 0.00 |
| Total Maturity | | | (440,000.00) | | | | 440,000.00 | 0.00 | 440,000.00 | 0.00 |
| Sale | 03/31/2026 | 60934N807 | (1,084,184.25) | FEDERATED HRMS GV O SVC | 1.000 | 3.32% | 1,084,184.25 | 0.00 | 1,084,184.25 | 0.00 |
| Sale | 03/31/2026 | 60934N807 | (197,929.65) | FEDERATED HRMS GV O SVC | 1.000 | 3.32% | 197,929.65 | 0.00 | 197,929.65 | 0.00 |
| Total Sale | | | (1,282,113.90) | | | | 1,282,113.90 | 0.00 | 1,282,113.90 | 0.00 |
| TOTAL DISPOSITIONS | | | (1,722,113.90) | | | | 1,722,113.90 | 0.00 | 1,722,113.90 | 0.00 |
| OTHER TRANSACTIONS | | | | | | | | | | |
| Call Redemption | 03/16/2026 | 438516CJ3 | (425,000.00) | HONEYWELL INTERNATIONAL INC 4.95 02/15/2028 | 102.161 | 4.02% | 434,184.25 | 0.00 | 434,184.25 | 2,660.23 |
| Total Call Redemption | | | (425,000.00) | | | | 434,184.25 | 0.00 | 434,184.25 | 2,660.23 |
| Cash Transfer | 03/08/2026 | CCYUSD | 1,291.30 | Cash | | 0.00% | 1,291.30 | 0.00 | 1,291.30 | 0.00 |
| Cash Transfer | 03/31/2026 | CCYUSD | 1,046,042.29 | Cash | | 0.00% | 1,046,042.29 | 0.00 | 1,046,042.29 | 0.00 |
| Total Cash Transfer | | | 1,047,333.59 | | | | 1,047,333.59 | 0.00 | 1,047,333.59 | 0.00 |
| Coupon | 03/09/2026 | 57636QAW4 | 0.00 | MASTERCARD INC 4.875 03/09/2028 | | 4.83% | 10,968.75 | 0.00 | 10,968.75 | 0.00 |
| Coupon | 03/11/2026 | 89236TLB9 | 0.00 | TOYOTA MOTOR CREDIT CORP 5.25 09/11/2028 | | 5.34% | 11,812.50 | 0.00 | 11,812.50 | 0.00 |
| Coupon | 03/16/2026 | 438516CJ3 | 0.00 | HONEYWELL INTERNATIONAL INC 4.95 02/15/2028 | | 4.02% | 1,811.56 | 0.00 | 1,811.56 | 0.00 |
| Coupon | 03/31/2026 | 91282CFM8 | 0.00 | UNITED STATES TREASURY 4.125 09/30/2027 | | 4.19% | 8,250.00 | 0.00 | 8,250.00 | 0.00 |

TRANSACTION LEDGER



Walnut Valley Water District Cons | Account #10076 | As of March 31, 2026

| Transaction Type | Settlement Date | CUSIP | Quantity | Security Description | Price | Acq/Disp Yield | Amount | Interest Pur/Sold | Total Amount | Gain/Loss |
|---------------------------------|-----------------|------------|-------------------|-----------------------------------------------|-------|----------------|---------------------|-------------------|---------------------|-----------------|
| Coupon | 03/31/2026 | 91282CMU2 | 0.00 | UNITED STATES TREASURY 4.0 03/31/2030 | | 3.75% | 8,000.00 | 0.00 | 8,000.00 | 0.00 |
| Coupon | 03/31/2026 | 91282CPA3 | 0.00 | UNITED STATES TREASURY 3.625 09/30/2030 | | 3.69% | 10,875.00 | 0.00 | 10,875.00 | 0.00 |
| Coupon | 03/31/2026 | 91282CEF4 | 0.00 | UNITED STATES TREASURY 2.5 03/31/2027 | | 3.44% | 8,750.00 | 0.00 | 8,750.00 | 0.00 |
| Coupon | 03/31/2026 | 91282CCZ2 | 0.00 | UNITED STATES TREASURY 0.875 09/30/2026 | | 1.26% | 2,843.75 | 0.00 | 2,843.75 | 0.00 |
| Coupon | 03/31/2026 | 91282CBT7 | 0.00 | UNITED STATES TREASURY 0.75 03/31/2026 | | 0.87% | 1,650.00 | 0.00 | 1,650.00 | 0.00 |
| Total Coupon | | | 0.00 | | | | 64,961.56 | 0.00 | 64,961.56 | 0.00 |
| Dividend | 03/31/2026 | 60934N807 | 0.00 | FEDERATED HRMS GV O SVC | | 3.32% | 2,811.61 | 0.00 | 2,811.61 | 0.00 |
| Dividend | 03/31/2026 | 90CACLA\$0 | 0.00 | California CLASS | | 3.74% | 4,572.86 | 0.00 | 4,572.86 | 0.00 |
| Total Dividend | | | 0.00 | | | | 7,384.47 | 0.00 | 7,384.47 | 0.00 |
| TOTAL OTHER TRANSACTIONS | | | 622,333.59 | | | | 1,553,863.87 | 0.00 | 1,553,863.87 | 2,660.23 |

STATEMENT OF COMPLIANCE



Walnut Valley Water District | Account #10074 | As of March 31, 2026

| Rules Name | Limit | Actual | Compliance Status | Notes |
|------------------------------------------------------------|-------|--------|-------------------|-------|
| AGENCY MORTGAGE SECURITIES | | | | |
| Max % (MV) | 100.0 | 0.0 | Compliant | |
| Max % Issuer (MV; Agencies & Agency CMOs) | 30.0 | 4.2 | Compliant | |
| Max Maturity (Years) | 5.0 | 0.0 | Compliant | |
| ASSET-BACKED SECURITIES (ABS) | | | | |
| Max % (MV) | 20.0 | 0.0 | Compliant | |
| Max % Issuer (MV) | 5.0 | 0.0 | Compliant | |
| Max Maturity (Years) | 5.0 | 0.0 | Compliant | |
| Min Rating (AA- by 1) | 0.0 | 0.0 | Compliant | |
| BANKERS' ACCEPTANCES | | | | |
| Max % (MV) | 40.0 | 0.0 | Compliant | |
| Max % Issuer (MV) | 5.0 | 0.0 | Compliant | |
| Max Maturity (Days) | 180 | 0.0 | Compliant | |
| CERTIFICATE OF DEPOSIT PLACEMENT SERVICE (CDARS) | | | | |
| Max % (MV) | 50.0 | 0.0 | Compliant | |
| Max % Issuer (MV) | 5.0 | 0.0 | Compliant | |
| COLLATERALIZED BANK DEPOSITS | | | | |
| Max % (MV) | 100.0 | 0.0 | Compliant | |
| Max % Issuer (MV) | 5.0 | 0.0 | Compliant | |
| Max Maturity (Years) | 5.0 | 0.0 | Compliant | |
| COLLATERALIZED TIME DEPOSITS (NON-NEGOTIABLE CD/TD) | | | | |
| Max % (MV) | 100.0 | 0.0 | Compliant | |
| Max % Issuer (MV) | 5.0 | 0.0 | Compliant | |
| Max Maturity (Years) | 5.0 | 0.0 | Compliant | |
| COMMERCIAL PAPER | | | | |
| Max % (MV) | 25.0 | 0.0 | Compliant | |
| Max % Issuer (MV) | 5.0 | 0.0 | Compliant | |
| Max Maturity (Days) | 270 | 0.0 | Compliant | |
| Min Rating (A-1 by 1 or A- by 1) | 0.0 | 0.0 | Compliant | |
| CORPORATE MEDIUM TERM NOTES | | | | |
| Max % (MV) | 30.0 | 25.4 | Compliant | |
| Max % Issuer (MV) | 5.0 | 1.7 | Compliant | |
| Max Maturity (Years) | 5 | 4 | Compliant | |

STATEMENT OF COMPLIANCE



Walnut Valley Water District | Account #10074 | As of March 31, 2026

| Rules Name | Limit | Actual | Compliance Status | Notes |
|-----------------------------------------------------------|-------|--------|-------------------|-------|
| Min Rating (A- by 1) | 0.0 | 0.0 | Compliant | |
| FDIC INSURED TIME DEPOSITS (NON-NEGOTIABLE CD/ TD) | | | | |
| Max % (MV) | 100.0 | 0.0 | Compliant | |
| Max % Issuer (MV) | 5.0 | 0.0 | Compliant | |
| Max Maturity (Years) | 5 | 0.0 | Compliant | |
| FEDERAL AGENCIES | | | | |
| Max % (MV) | 100.0 | 4.2 | Compliant | |
| Max % Issuer (MV; Agencies & Agency CMOs) | 30.0 | 4.2 | Compliant | |
| Max Callables (MV) | 20.0 | 0.0 | Compliant | |
| Max Maturity (Years) | 5 | 2 | Compliant | |
| LOCAL AGENCY INVESTMENT FUND (LAIF) | | | | |
| Max Concentration (MV) | 75.0 | 0.0 | Compliant | |
| LOCAL GOVERNMENT INVESTMENT POOL (LGIP) | | | | |
| Max % Issuer (MV) | 5.0 | 0.0 | Compliant | |
| MONEY MARKET MUTUAL FUNDS | | | | |
| Max % (MV) | 20.0 | 0.0 | Compliant | |
| Max % Issuer (MV) | 20.0 | 0.0 | Compliant | |
| Min Rating (AAA by 2) | 0.0 | 0.0 | Compliant | |
| MORTGAGE-BACKED SECURITIES (NON-AGENCY) | | | | |
| Max % (MV) | 20.0 | 0.0 | Compliant | |
| Max % Issuer (MV) | 5.0 | 0.0 | Compliant | |
| Max Maturity (Years) | 5.0 | 0.0 | Compliant | |
| Min Rating (AA- by 1) | 0.0 | 0.0 | Compliant | |
| MUNICIPAL SECURITIES (CA, LOCAL AGENCY) | | | | |
| Max % (MV) | 100.0 | 0.0 | Compliant | |
| Max % Issuer (MV) | 5.0 | 0.0 | Compliant | |
| Max Maturity (Years) | 5 | 0.0 | Compliant | |
| MUNICIPAL SECURITIES (CA, OTHER STATES) | | | | |
| Max % (MV) | 100.0 | 0.0 | Compliant | |
| Max % Issuer (MV) | 5.0 | 0.0 | Compliant | |
| Max Maturity (Years) | 5 | 0.0 | Compliant | |
| MUTUAL FUNDS | | | | |
| Max % (MV) | 20.0 | 0.0 | Compliant | |

STATEMENT OF COMPLIANCE



Walnut Valley Water District | Account #10074 | As of March 31, 2026

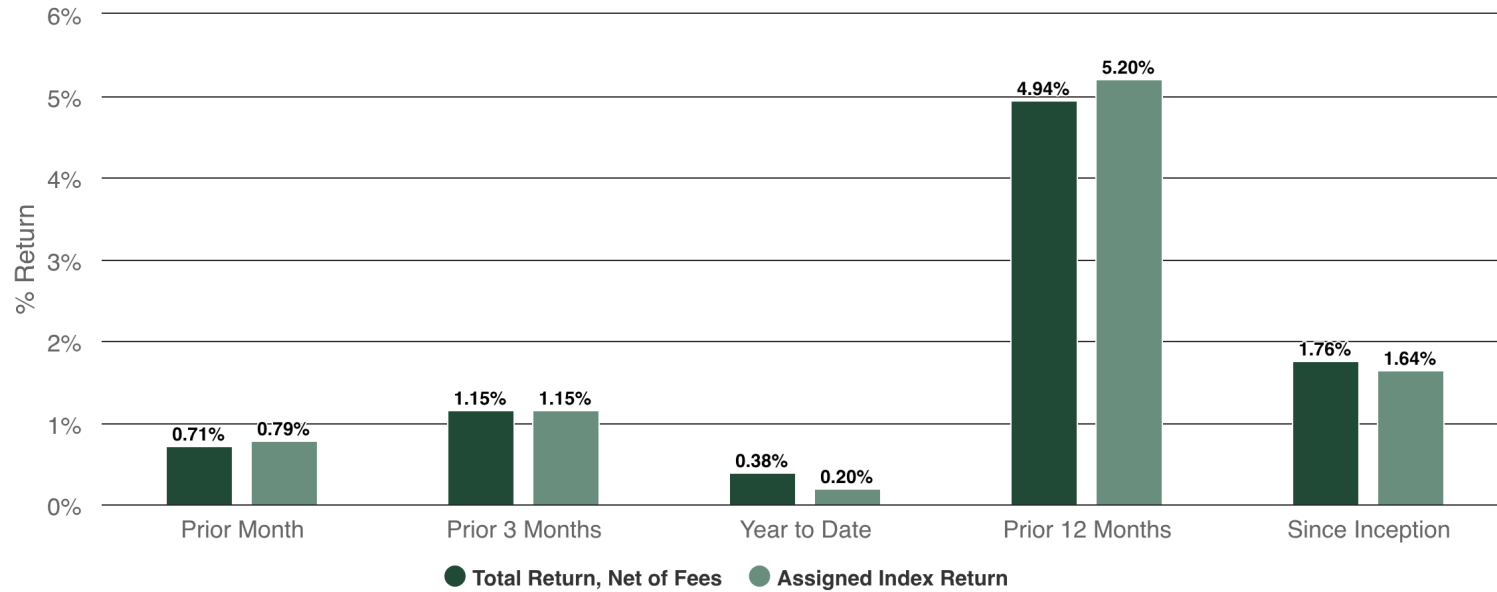
| Rules Name | Limit | Actual | Compliance Status | Notes |
|-------------------------------------------------|-------|--------|-------------------|-------|
| Max % Issuer (MV) | 10.0 | 0.0 | Compliant | |
| Min Rating (AAA by 2) | 0.0 | 0.0 | Compliant | |
| NEGOTIABLE CERTIFICATES OF DEPOSIT (NCD) | | | | |
| Max % (MV) | 30.0 | 0.0 | Compliant | |
| Max % Issuer (MV) | 5.0 | 0.0 | Compliant | |
| Max Maturity (Years) | 5 | 0.0 | Compliant | |
| REPURCHASE AGREEMENTS | | | | |
| Max % Issuer (MV) | 5.0 | 0.0 | Compliant | |
| Max Maturity (Years) | 1.0 | 0.0 | Compliant | |
| REVERSE REPURCHASE AGREEMENTS | | | | |
| Max % Issuer (MV) | 5.0 | 0.0 | Compliant | |
| Max Maturity (Days) | 92.0 | 0.0 | Compliant | |
| SUPRANATIONAL OBLIGATIONS | | | | |
| Max % (MV) | 30.0 | 1.7 | Compliant | |
| Max % Issuer (MV) | 10.0 | 1.7 | Compliant | |
| Max Maturity (Years) | 5 | 0.0 | Compliant | |
| Min Rating (AA- by 1) | 0.0 | 0.0 | Compliant | |
| U.S. TREASURIES | | | | |
| Max % (MV) | 100.0 | 68.1 | Compliant | |
| Max Maturity (Years) | 5 | 5 | Compliant | |

Net of Fees Performance

Walnut Valley WD (331583)

As of 03/31/2026

Dated: 04/09/2026



| Period | Period Begin | Period End | Total Return, Net of Fees | Assigned Index Return |
|-----------------|--------------|------------|---------------------------|-----------------------|
| Prior Month | 02/01/2026 | 02/28/2026 | 0.71% | 0.79% |
| Prior 3 Months | 12/01/2025 | 02/28/2026 | 1.15% | 1.15% |
| Year to Date | 01/01/2026 | 03/31/2026 | 0.38% | 0.20% |
| Prior 12 Months | 03/01/2025 | 02/28/2026 | 4.94% | 5.20% |
| Since Inception | 08/01/2009 | 03/31/2026 | 1.76% | 1.64% |

| Account | Index | Index Start Date | Index End Date |
|------------------|-------------------------------------------------------------|------------------|----------------|
| Walnut Valley WD | ICE BofA 1-3 Year US Treasury Index | 07/22/2002 | 08/31/2010 |
| Walnut Valley WD | ICE BofA 1-5 Year Unsubordinated US Treasury & Agency Index | 09/01/2010 | --- |

Net of Fees (includes management and trading).

Returns for periods greater than a year have been annualized.

No Tax Adjustment.

Note that data will not exist prior to the performance inception date of: 08/01/2009.

Historical data exists for the options shown below, only available on historical data boundaries:

| Begin Date | End Date | Return Type | Fee Options | Tax Options |
|------------|------------|--------------|--------------------------------------|-------------------|
| 08/01/2009 | 12/31/2023 | Total Return | All Fees, Gross of Fees, Net of Fees | No Tax Adjustment |

Net of Fees Performance

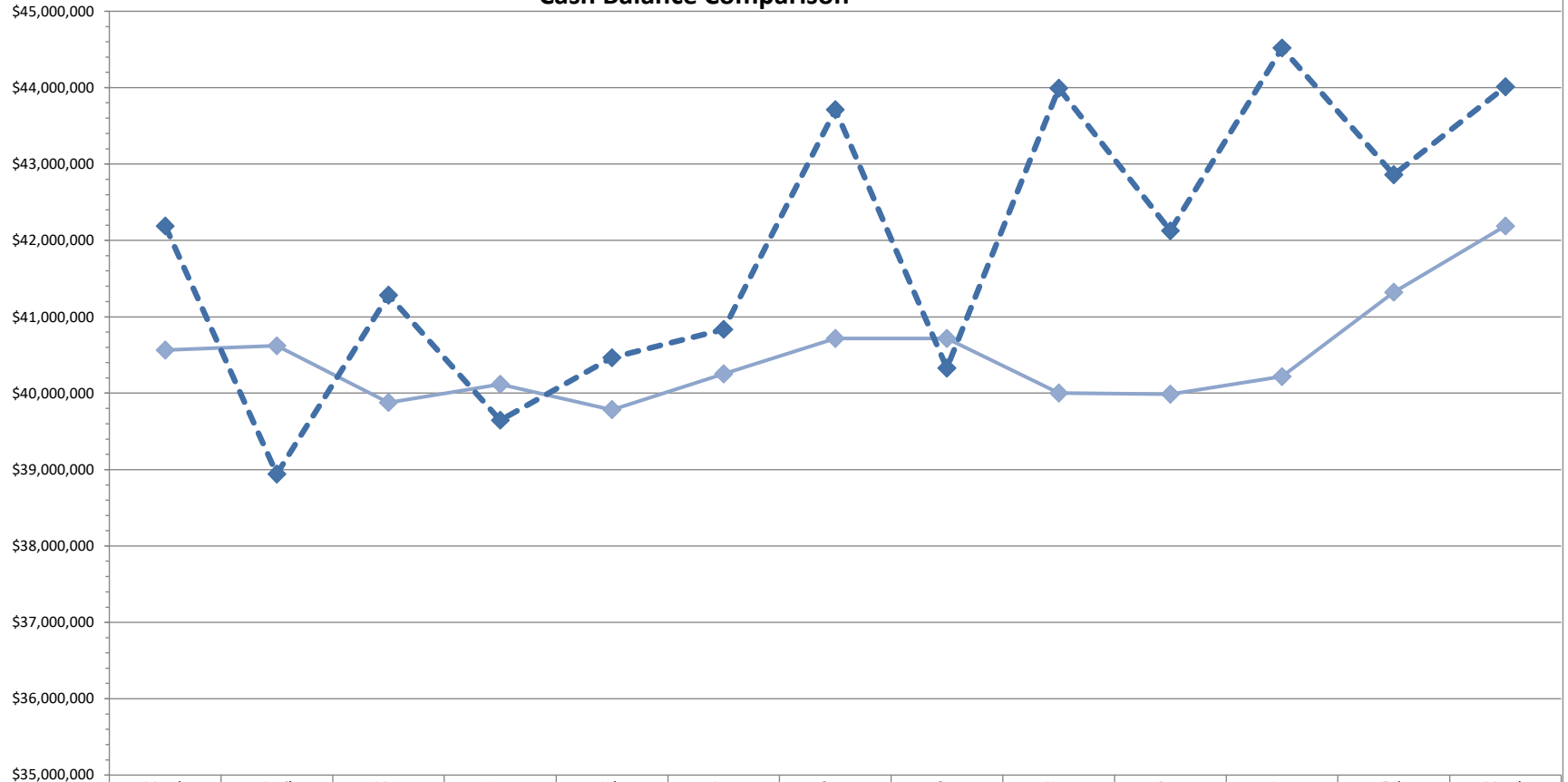
As of 03/31/2026

Walnut Valley WD (331583)

Dated: 04/09/2026

Reported Index Return is always Total Return.

Walnut Valley Water District Cash Balance Comparison



| | | | | | | | | | | | | | |
|-----------------|--------------|--------------|--------------|--------------|--------------|--------------|--------------|--------------|--------------|--------------|--------------|--------------|--------------|
| 03/2024-03/2025 | \$40,564,843 | \$40,620,672 | \$39,879,541 | \$40,118,644 | \$39,783,678 | \$40,253,724 | \$40,716,785 | \$40,716,785 | \$40,002,785 | \$39,988,967 | \$40,217,131 | \$41,322,270 | \$42,189,341 |
| 03/2025-03/2026 | \$42,189,341 | \$38,941,723 | \$41,282,261 | \$39,646,072 | \$40,464,433 | \$40,837,009 | \$43,712,062 | \$40,329,631 | \$43,991,307 | \$42,125,534 | \$44,518,050 | \$42,861,294 | \$44,013,501 |

Walnut Valley Water District
Revenue Bond - Held at US Bank
March 31, 2026

| | | |
|-------------------------------------|----------------|------------------|
| Beginning Balance of Bonds | | \$ 10,282,730.74 |
| Receipts: | | |
| Interest Income | | 16,926.76 |
| Prepayment of Interest | | |
| Disbursements: | | |
| Cost of Issuance | | |
| Administration Headquarters Phase 1 | (2,091,439.10) | |
| Administration Headquarters Phase 2 | 0.00 | |
| Interest Expense | | |
| | | (2,091,439.10) |
| Ending Balance of Bond Funds | | \$ 8,208,218.40 |

WVWD – Staff Report



TO: Board of Directors
FROM: General Manager
DATE: April 20, 2026
SUBJECT: 57 & 60 Freeway Improvements – 12-inch Recycled Water Main Relocation Along Golden Springs Drive (P.N. 20-3681)

Action/Discussion **Fiscal Impact** **Resolution** **Information Only**

Recommendation

That the Board of Directors:

1. Ratify a waiver of the formal bidding process per the Purchasing and Procurement Policy for the relocation of a portion of the District's 12-inch recycled water main along Golden Springs Drive.
2. Authorize the District's contractor to perform the work on a time-and-materials basis, with all costs not to exceed \$76,000.
3. Find that the project is exempt from CEQA pursuant to Statutory Exemptions – Public Resources Code Section 21080.21.
4. Authorize Staff to file a Notice of Exemption for the subject project with the Office of the Los Angeles County Registrar-Recorder/County Clerk.

Background Information

The 57/60 Freeway Interchange Improvement Project is a major infrastructure project managed by the San Gabriel Valley Council of Governments (SGVCOG) intended to reduce congestion, improve traffic flow, and enhance safety in the interchange area. Initial design plans indicated that the District's existing 12-inch recycled water main along Golden Springs Drive would maintain the required minimum 36 inches of cover beneath the proposed finished surface. However, subsequent potholing performed during construction revealed that a portion of the pipeline in the vicinity of the SR57 bridge would have as little as 18 inches of cover, which does not meet District standards. The District coordinated with SGVCOG to lower a portion of the recycled water main to ensure adequate protection of District facilities and to avoid potential conflicts with freeway construction.

On February 17, 2026, the Board of Directors approved staff's recommendation to coordinate with SGVCOG, authorize the use of SGVCOG's contractor to perform the relocation work in accordance with District standards, and ratify a waiver of the bidding process due to schedule constraints and cost considerations.

Following the Board's approval, SGVCOG's contractor requested a full set of construction plans to complete the work, which resulted in additional delays. To expedite the process, the District agreed to a modified construction approach under which the District's contractor will perform the relocation work under the supervision of District staff and in accordance with District standards. Under this revised approach, the work will be performed on a time and materials basis, with

SGVCOG depositing funds upfront in an estimated amount of \$76,000 to cover all labor, materials, and equipment costs.

Due to the tight project schedule, the need for continued coordination with freeway construction activities, and significant cost savings to the District, staff recommends that the Board of Directors ratify a waiver of the bidding process in accordance with the District's Purchasing and Procurement Policy and allow the District's contractor to perform the work on a time-and-materials basis. Staff finds that the proposed modification is consistent with the intent of the Board's prior approval, maintains project schedule coordination with freeway construction activities, and continues to result in no cost to the District.

In addition, District staff has determined, based on the CEQA Environmental Review Guidelines, that the project is exempt pursuant to Statutory Exemptions – Public Resources Code Section 21080.21, as the work involves relocation of approximately 200' of existing 12-inch water pipeline with no expansion and locates within public right-of-way (ROW). Staff will file a Notice of Exemption for the project in accordance with CEQA requirements.

Attachment

Vicinity Map
Notice of Exemption
Project Description
CEQA Section 21080.21

WALNUT VALLEY WATER DISTRICT
235 S. Brea Canyon Road
Walnut, CA 91789



VICINITY MAP
Not to Scale

WALNUT VALLEY WATER DISTRICT
235 S. Brea Canyon Road, Walnut, CA 91789

Notice of Exemption

To: Office of Planning and Research
1400 Tenth Street, Room 121
Sacramento, CA 95814

From: (Public Agency)
Walnut Valley Water District
235 S. Brea Canyon Road
Walnut, CA 91789

County Clerk
County of Los Angeles
Registrar-Recorder/County Clerk
12400 Imperial Highway
Norwalk, CA 90650

Project Title:

12-inch Recycled Water Main Relocation -Golden Springs Drive (P.N. 20-3681)

Project Location - Specific:

Golden Springs Drive – between Gateway Center Drive and SR 60 Freeway Overpass
(see attached vicinity map).

Project Location – City:

Diamond Bar

Project Location – County:

Los Angeles County

Description of Nature, Purpose, and Beneficiaries of Project:

The 57/60 Freeway Interchange Improvement Project is a major infrastructure project intended to reduce congestion, improve traffic flow, and enhance safety in the interchange area. Initial design plans indicated that the District's existing 12-inch recycled water main along Golden Springs Drive would maintain the required minimum 36 inches of cover beneath the proposed finished surface. Subsequent potholing performed during construction revealed that a portion of the pipeline in the vicinity of the SR-57 bridge would have as little as 18 inches of cover, which does not meet District standards. To ensure adequate protection of District facilities and to avoid potential conflicts with freeway construction, the District coordinated with San Gabriel Valley Council of Governments (SGVCOG) to lower a portion (approximately 200 linear feet) of the recycled water main.

Name of Public Agency Approving Project:

Walnut Valley Water District

Name of Person or Agency Carrying Out Project:

Walnut Valley Water District

Exempt Status: *(check one)*

- Ministerial (Sec. 21080(b)(1); 15268);
- Declared Emergency (Sec. 21080(b)(3); 15269(a));
- Emergency Project (Sec. 21080(b)(4); 15269(b)(c));
- Categorical Exemption. State type and section Number:
- Statutory Exemptions. State code number:
Public Resources Code Section 21080.21

Reasons why project is exempt:

The proposed project is exempt under Public Resources Code Section 21080.21 as it involves relocation of approximately 200' of existing 12" water pipeline with no expansion and locates within public right-of-way (ROW).

Lead Agency Contact Person:

Sheryl L. Shaw

Area Code/Telephone/Extension:

(909) 595-7554, Ext. 234

If filed by applicant:

1. Attached certified document of exemption finding.
2. Has a Notice of Exemption been filed by the public agency approving the project? Yes No

Signature: _____

Date: April 21, 2026

Sheryl L. Shaw

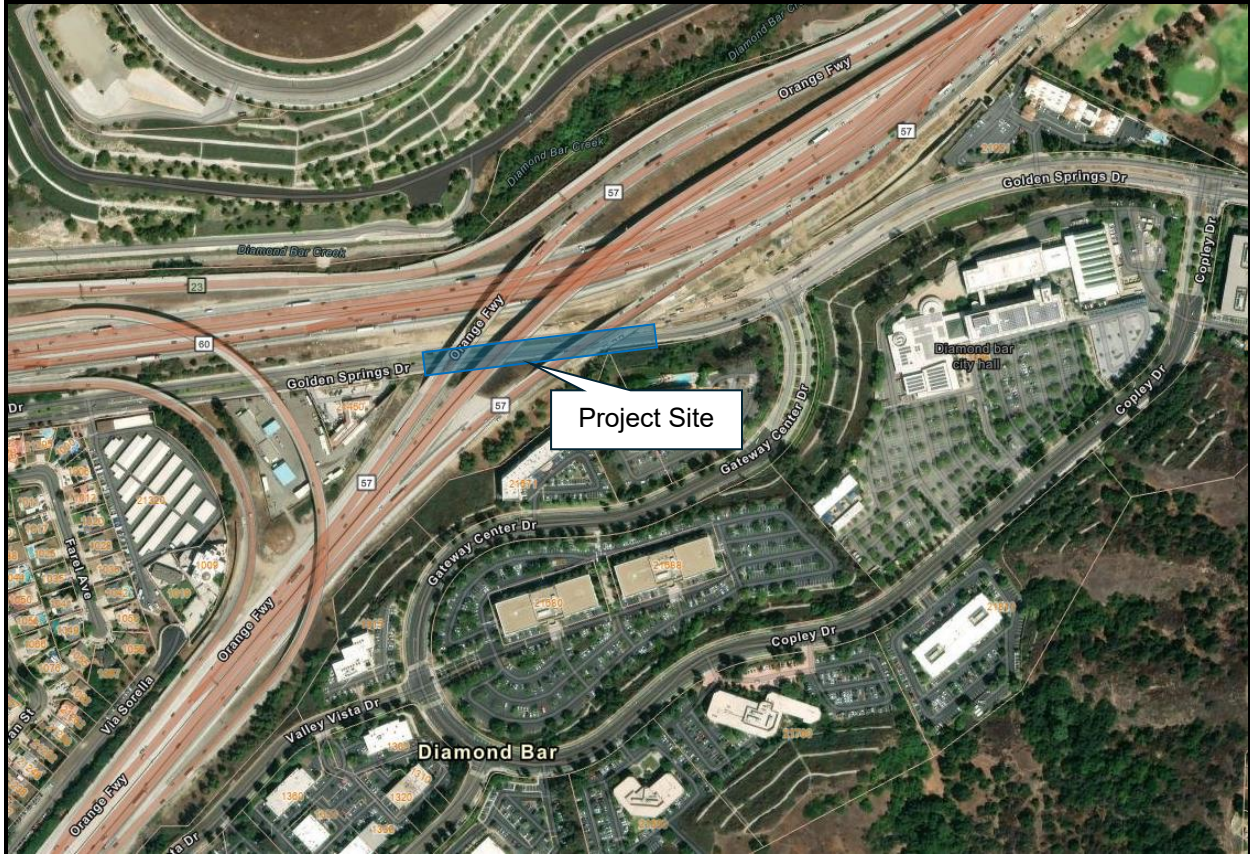
General Manager/Chief Engineer

Signed by Lead Agency

Date received for filing at OPR: _____

Signed by Applicant

WALNUT VALLEY WATER DISTRICT
235 S. Brea Canyon Road
Walnut, CA 91789



VICINITY MAP
Not to Scale



12” RW Main Relocation Along Golden Springs Drive

PROJECT MANAGER: BERTHA PEREZ/TAI DIEP

DESCRIPTION:

The 57/60 Freeway Interchange Improvement Project is a major infrastructure project intended to reduce congestion, improve traffic flow, and enhance safety in the interchange area. Initial design plans indicated that the District’s existing 12-inch recycled water main along Golden Springs Drive would maintain the required minimum 36 inches of cover beneath the proposed finished surface. However, subsequent potholing performed during construction revealed that a portion of the pipeline in the vicinity of the SR57 bridge would have as little as 18 inches of cover, which does not meet District standards. The District coordinated with SGVCOG to lower a portion of the recycled water main to ensure adequate protection of District facilities and to avoid potential conflicts with freeway construction.

LOCATION:



CONTRACT INFORMATION:

Contractor: Doty Bros.

| Schedule | Days |
|--------------------|------|
| Award Date | |
| Change Orders | |
| End | |
| Acceptance of Work | |

| Contract Amount | Costs |
|-------------------------|-------|
| Original | T&M |
| Change Order(s) | |
| Revised | |
| Earnings previous Month | |
| Earnings to Date | |

PROGRESS STATUS:

- (2) An active transportation plan or pedestrian plan is encouraged to include the consideration of environmental factors, but that consideration does not inhibit or preclude the application of this section.
- (3) An individual project that is a part of an active transportation plan or pedestrian plan remains subject to this division unless another exemption applies to that project.
- (b) Before determining that a project described in subdivision (a) is exempt pursuant to this section, the lead agency shall hold noticed public hearings in areas affected by the project to hear and respond to public comments. Publication of the notice shall be no fewer times than required by Section 6061 of the Government Code by the public agency in a newspaper of general circulation in the area affected by the proposed project. If more than one area will be affected, the notice shall be published in the newspaper of largest circulation from among the newspapers of general circulation in those areas.
- (c) If a local agency determines that a project is not subject to this division pursuant to this section, and it determines to approve or carry out that project, the notice shall be filed with the Office of Planning and Research and the county clerk in the county in which the project is located in the manner specified in subdivisions (b) and (c) of Section 21152.
- (d) For purposes of this section, the following definitions apply:
 - (1) “Active transportation plan” means a plan developed by a local jurisdiction that promotes and encourages people to choose walking, bicycling, or rolling through the creation of safe, comfortable, connected, and accessible walking, bicycling, or rolling networks, and encourages alternatives to single-occupancy vehicle trips.
 - (2) “Pedestrian plan” means a plan developed by a local jurisdiction that establishes a comprehensive, coordinated approach to improving pedestrian infrastructure and safety.
- (e) This section shall remain in effect only until January 1, 2030, and as of that date is repealed.

§ 21080.21. APPLICATION OF DIVISION TO PUBLIC RIGHT-OF-WAY PIPELINE PROJECTS LESS THAN ONE MILE IN LENGTH

- (a) This division does not apply to any project of less than one mile in length within a public street or highway or any other public right-of-way for the installation of a new pipeline or the maintenance, repair, restoration, reconditioning, relocation, replacement, removal, or demolition of an existing pipeline. For purposes of this section, “pipeline” includes subsurface facilities but does not include any surface facility related to the operation of the underground facility.
- (b) This section shall become operative January 1, 2018.

§ 21080.22. LOCAL GOVERNMENTS; PREPARATION OF GENERAL PLAN AMENDMENTS; APPLICATION OF DIVISION

- (a) This division does not apply to activities and approvals by a local government necessary for the preparation of general plan amendments pursuant to Section 29763, except that the approval of general plan amendments by the Delta Protection Commission is subject to the requirements of this division.
- (b) For purposes of Section 21080.5, a general plan amendment is a plan required by the regulatory program of the Delta Protection Commission.

§ 21080.23. PIPELINE PROJECTS; APPLICATION OF DIVISION

- (a) This division does not apply to any project which consists of the inspection, maintenance, repair, restoration, reconditioning, relocation, replacement, or removal of an existing pipeline, as defined in subdivision (a) of Section 51010.5 of the Government Code, or any valve, flange,

WVWD – Staff Report



TO: Board of Directors
FROM: General Manager
DATE: April 20, 2026
SUBJECT: Approve Additional Service Request No. 13 with La Cañada Design Group for the O&M Building Remodel Project Design (P.N. 19-3569-2)

Action/Discussion Fiscal Impact Resolution Information Only

Recommendation

That the Board of Directors approve Additional Service Request (ASR) No. 13 with La Cañada Design Group, Inc. (LCDG) to prepare a site utility plan for a new fire water connection associated with the District’s Operations and Maintenance (O&M) Building Remodel Project, in an amount not-to-exceed \$4,570.

Background

On January 18, 2022, the Walnut Valley Water District awarded a Professional Consultant Services Agreement to La Cañada Design Group, Inc. for architectural design services for the new Administration Building (Phase 1) and the remodeled Operations and Maintenance Building (Phase 2) in the amount of \$699,630. During the course of the design and construction of the Administration Building, several change orders—referred to as Additional Service Requests (ASRs)—were issued to address owner-requested design changes and unanticipated design work.

Under the District’s Purchasing and Procurement Policy, the General Manager is authorized to approve change orders up to 10% of the original contract amount or \$50,000, whichever is less. For LCDG’s contract, this results in a maximum authorization of \$50,000, bringing the total authorized amount to \$749,630, inclusive of contingency. As the original contingency has been fully expended to fund previous ASRs, Board approval is required for ASR No. 13.

ASR No. 13 includes additional civil engineering services to be performed by LCDG’s subconsultant, Brandow & Johnston, to prepare a site utility plan for the O&M Building. The plan will identify the on-site fire water layout, pipe sizes, off-site point of connection, backflow preventer, and related infrastructure required to support a new fire sprinkler system. This fire water connection is necessary to bring the building into compliance with current building and fire code requirements as part of the O&M Building Remodel Project.

Funding for this ASR will be provided through the 2024 Project Revenue Bond.

Attachments:
ASR No. 13

February 19, 2026

Sheryl Shaw
General Manager
Walnut Valley Water District

Project: **WVWD O&M Building Remodel Project**
Project No: **667.2**
Subject: **Additional Service Request No.13 – O&M Site Utility Plan for a new Fire Water Connection**

Dear Sheryl,

This Additional Services Request No. 13 is to prepare the Utility Plans for a new fire-water connection.

Description

The O&M building does not currently have a fire sprinkler system. In accordance with the California Building Code, a fire sprinkler system is required. A separate connection to the main water line for fire service will be necessary, requiring preparation of a Utility Plan for the additional scope of work.

Scope of Services

Refer to the attached consultant proposal – List of Engineer Services, the anticipated scope items are as follows:

- Site Utility Plan showing the connection from the main water to the building.
- Separate utility exhibit for the water purveyor to coordinate the actual connection. This will include the details for the connection, the meter, and the backflow device.
- Address plan check comments, as required.
- Coordination with the contractor during construction

Cost of Services

LCDG will provide the above scope of services for a **Stipulated Sum of \$4,570.00**, to be invoiced monthly on a percent complete basis.

See the enclosed Exhibit A for the AE fee summary for the breakdown of costs by discipline. Consultant's proposal is also enclosed for your review.

Terms and Conditions: The Terms & Conditions are in conformance with the Agreement between WVWD and LCDG dated 1/18/2022.

Please contact me if you have any questions or need clarifications/adjustments to our proposal. With the receipt of the notice to proceed, we are prepared to begin work immediately.

Sincerely,



Kevin O'Brien, President
for La Cañada Design Group, Inc.
C23472

Accepted:

Sheryl Shaw date
for Walnut Valley Water District (WVWD)

Encl: Exhibit A [Fee Summary]
Consultant Proposals

Walnut Valley Water District

667.2

Operations & Maintenance Building Remodel - Ph.2

Additional Service Request No.13 - Site Utility Plan

A-E Fee Summary

| ASR Task Item | Architectural LCDG | Civil B&J | Total |
|------------------------------------------------------------------------|-----------------------|-------------------|-------------------|
| Construction Documents Phase | \$570.00 | \$4,000.00 | \$4,570.00 |
| LCDG Administration & Coordination Project Manager: 3 hours @ \$190 | | | |
| Total | \$570.00 | \$4,000.00 | \$4,570.00 |



**AUTHORIZATION FOR
PROFESSIONAL SERVICES**

PROJECT: Walnut Valley Water District
Operations and Maintenance Building Remodel Project
Add-Service 1 – Site Utility Plan for Fire Water

REQUESTED BY: LCDG

AGREEMENT DATE: February 12, 2026

DESCRIPTION OF ENGINEER SERVICES:


1. Additional Civil Engineering services related to the WVWD Operations & Maintenance Building Remodel project located at 271 S Brea Canyon Rd, Walnut, CA 91789. The additional scope of work includes coordination of a new site fire water line and connection to the existing public main.
2. Civil Engineering scope items include:
 - a. Civil Engineering – Private Property – Site Utility Plan - \$ 4,000
3. Assumptions:
 - a. Assumptions and exclusions from the base proposal are applicable.
 - b. Separate public works plan / Water Purveyor Plans are excluded.
4. This agreement is subject to the provisions of 'General Terms of Agreement' contained in the base proposal.

IN WITNESS WHEREOF, on the day and year first written above, the parties hereto have executed this Agreement in multiple counterparts, each of which counterpart shall be deemed an original.

BRANDOW & JOHNSTON (B&J HBK, INC.)

A California Corporation
Jim Pearson, S.E., President
Licensed Structural Engineer #4335

CLIENT:

By: 

Ed Melo
Principal

By: _____
Name/Title:

WVWD – Staff Report



TO: Board of Directors
FROM: General Manager
DATE: April 20, 2026
SUBJECT: Declaration of Surplus Property

Action/Discussion Fiscal Impact Resolution Information Only

Recommendation

That the Board of Directors declare the list of fully depreciated furniture below as surplus property and dispose of the furniture in accordance with District policy.

Background Information

The District’s surplus property policy states:

The General Manager shall periodically review District property requirements. For property of the District found to be obsolete, non-functional, or is no longer necessary for District purposes, the General Manager shall advise the Board of the property, its condition, approximate value, and the intent to dispose of the property. The Board may then find and declare the property surplus to the needs of the District and the General Manager may dispose of it, as he or she shall reasonably determine, in accordance with the methods as set forth hereafter.

A list of District Obsolete Furniture is attached.

Staff recommends the Board of Directors declare the furniture referenced as “surplus property” and authorize the General Manager to dispose of this property in accordance with District Surplus Property policy.

Attachment

Obsolete Furniture

| Item | Qty | Description | Approximate Value (ea.) |
|---------------------------------------------|-----|-------------------------------------------------------------------------------------------------------------------------------------|-------------------------|
| General Manager's Office - Custom Wall Unit | 1 | Built-in wood wall unit with cabinets and shelving; good condition, custom-fitted, requires disassembly and may have limited reuse. | \$500.00 - \$1,000.00 |
| Wood Credenza and Hutch | 2 | Wood credenza and hutch with enclosed cabinetry and upper shelving; good condition with normal wear. | \$100.00 - \$500.00 |
| Large Conference Table | 1 | Wood conference table; good condition with normal wear. | \$200.00 - \$500.00 |
| Bookshelves | 2 | One Large and One Medium | \$100.00 - \$400.00 |
| Credenza | 1 | Wood Credenza | \$100.00 |
| Slim Storage Cabinet | 2 | Slim steel storage cabinets | \$100.00 - \$300.00 |
| Filing Cabinets | 20 | HON 5-drawer vertical metal file cabinet | \$150.00 - \$400.00 |

WVWD – Staff Report



TO: Board of Directors
FROM: General Manager
DATE: April 20, 2026
SUBJECT: District Headquarters Access Improvements

Action/Discussion Fiscal Impact Resolution Information Only

Recommendation

The Board of Directors:

1. Authorize an additional appropriation of \$75,000.00 for the District Headquarters Access Improvements Project from the Capital Improvement Reserve.
2. Amend the FY 2025-26 CIP Budget to include the District Headquarters Access Improvements Project.
3. Authorize the General Manager to utilize the District’s existing On-Call Water System Repair and Construction Services Agreements with Doty Bros. Equipment Company for the District Headquarters Access Improvements Project.

Background

Upon the completion of the District Headquarters and parking lot, the District found the need to install new handrails and permanent stairs along the existing access ramp to eliminate unsafe access conditions that currently allows climbing a short wall. This condition presents a safety hazard and increased risk of slips, trips, and falls. The proposed improvements will provide a safe, stable, and controlled means of access, significantly reducing the risk of accidents.

The Project includes all labor and material for the installation of new handrails, demolition and construction of concrete stairs. Awarding the contract will provide a safe and compliant means of access, improve employee and visitor safety, and reduce the District’s potential liability. The improvements are consistent with the District’s commitment to maintaining safe facilities and addressing known safety concerns in a timely manner.

Fiscal Impact

Doty Bros. Equipment Company (Doty) will perform the work under the District’s On-Call Agreement under the attached Task Order No. 3 with an estimated cost of \$75,000 including contingency. All work performed under the on-call agreements will be billed on a Time and Material basis in accordance with the contractor rate schedules approved by the Board on December 15, 2025. Staff recommends allocating an appropriation of \$75,000 from the General Fund, amending the FY 2025-26 CIP budget to include this project and authorizing the General Manager to utilize the District’s existing On-Call Water System Repair and Construction Services agreements for the District Headquarters Access Improvements Project.

Attachment:

- 1) *Doty Task Order No. 3*

TASK ORDER No. 3

DOTY BROS. CONSTRUCTION COMPANY



This Task Order is issued under the On-Call Water System Repair and Construction Services Agreement dated January 5, 2026 between Walnut Valley Water District and the above-named contractor.

PROJECT IDENTIFICATION

Date of Request: 3/31/2026

Project No. 19-3569-1

Project Name: DH Access Improvements

Location: District Headquarters

DESCRIPTION OF WORK

Install handrails and accessible stairs per the attached handrail quote and sketch and under the guidance of the District's representative and the Inspector.

Plans Attached: Yes (See attached drawings/base maps) No

Work Hours: Normal (M-F, 7am-5pm) After Hours (Nights/Weekends/Holidays)

RESPONSIBILITIES & MATERIALS

Permits: N/A

Materials Provided By: District Contractor (Must be new/free from defects)

TO BE COMPLETED BY THE CONTRACTOR

SCHEDULE & RESPONSE

Estimated Duration (Work Days): 7

Completion Date: 6/12/2026

ESTIMATED LABOR & EQUIPMENT COST (TIME & MATERIALS)

Costs shall be based on the Exhibit B Price List of the On-Call Water System Repair and Construction Services Agreement (straight time rates unless otherwise noted).

Estimated Cost \$65,229.00.00 Actual cost will be based on Time and Material

CLARIFICATIONS, EXCEPTIONS OR ADDITIONAL INFORMATION

STRIVE CONCRETE CUTTING AND CORE CORE DRILL HOLES FOR HANDRAILS AND CUT WALL FOR STAIRS.

AUTHORIZATIONS

The undersigned Contractor hereby agrees that it will provide all equipment, furnish all materials, except as may be otherwise noted above, and perform all work specified above in accordance with the On-Call Water System Repair and Construction Services Agreement dated January 5, 2026.


WALNUT VALLEY WATER DISTRICT

By _____

Sheryl L. Shaw, General Manager

Date _____

DOTY BROS. CONSTRUCTION COMPANY

By  _____

MIKE CLARK

(Print Name/Title)

Date 4/10/2026 _____



Quote
#QUO11319
3/17/2026

SafeSmart LLC
13238 Florence Avenue
Santa Fe Springs CA 90670
(310) 410-1525
sales@safesmart.com

Bill To

Doty Bros. Construction Company - LA
11232 Firestone Blvd
Norwalk CA 90650-2201
United States
(562) 864-6566

Ship To

Doty Bros. Construction Company - LA
271 Brea Canyon Rd
Walnut CA 91789-3049
United States

TOTAL

\$27,752.49
Expires: 4/16/2026

| Expires | Terms | Sales Rep | Order by | Contact No. |
|-----------|-------------|-----------------------|------------|----------------|
| 4/16/2026 | NET 30 Days | E10030 Todd Wearmouth | Myke Clark | (562) 572-2570 |

| Item Code | Description | Qty | Units | Unit Price | Amount |
|-----------|-------------------------------------------------------------------------------------------------------------------------------------------------------------------------------------------------------------------------------------------------------------------------------------------------------------------------------------|-----|-------|-------------|-------------|
| MISC_S | ADA Compliant Handrails •Approximately 114' of handrails •34-38" above ramp surfaces •Continuous along entire length of run •Added safety grab rail below top rail •12"extensions at begging and end of handrail run •All aluminum construction •Customer to provide RAL code •See Scope of Work for layout | 1 | Ea | \$24,787.00 | \$24,787.00 |

| | |
|----------------------------|-------------|
| Subtotal | \$24,787.00 |
| Shipping - Handling | \$500.00 |
| Tax Total (%) | \$2,465.49 |
| Total | \$27,752.49 |

Quote is for product, not including installation, unless otherwise stated.

Quoted prices are subject to change due to fluctuating aluminum tariffs. Final pricing will be confirmed at the time of order placement.

Sales Tax is mandatory unless a valid exemption certificate is provided at the time of the order. The certificate must be from the current year; otherwise, a new one must be supplied.

All sales are subject to SafeSmart Terms and Conditions of Sale, which may be found at <https://safesmartaccess.com/terms-conditions/>. Please contact accounting@safesmart.com for any questions.



EXISTING GUARDRAILS - REFERENCE ONLY

A 001 scale: 0' - 0"



CUSTOMER: DOTY BROS CONSTRUCTION COMPANY
ATTN: MIKE CLARK - CELL: 562.572.2570 - EM: MCLARK@DOTYBROS.COM

PROJECT LOCATION: WALNUT VALLEY WATER DISTRICT

271 S BREA CANYON RD, WALNUT, CA 91789
SCOPE: ADA PEDESTRIAN RAMP GUARDRAILS



PROGRESS DRAWING

Access platform design development drawings depict proposed platform layouts, components, and integration details as of the issue date. These drawings reflect ongoing development based on current project requirements and coordination with adjacent applications. Dimensions, specifications, and configurations are subject to refinement in subsequent phases. Users must verify all critical measurements and site conditions prior to fabrication, procurement, or installation.

March 11, 2026

LiDAR SCAN LINK: <https://my.matterport.com/show/?m=KuD26YpiVgP>

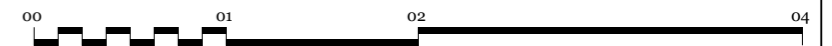


NEW CONCRETE STEPS TO BE INSTALLED
BY: GC

NEW GUARDRAIL
SCOPE OF WORK AREA

EXISTING CONDITIONS

A 001 scale: 0' - 0"



WALNUT VALLEY WATER DISTRICT

ADA PEDESTRIAN RAMP GUARDRAILS - WALNUT, CA 91789



SCOPE OF WORK TAKE-OFF

REVISIONS

| | MM/DD/YY | REMARKS |
|---|-------------|-----------------------------------------------------------|
| 1 | 03/11/26 | ORIGINAL S.O.W. TAKE-OFF (ADA/PEDESTRIAN RAMP GUARDRAILS) |
| 2 | ---/---/--- | ... |
| 3 | ---/---/--- | ... |
| 4 | ---/---/--- | ... |
| 5 | ---/---/--- | ... |

A 01

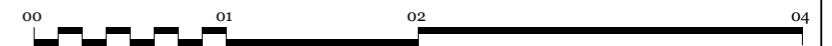
LiDAR SCAN LINK: <https://my.matterport.com/show/?m=KuD26YpiVgP>



LIDAR SCAN LINK: <https://my.matterport.com/show/?m=KuD26YpiVgP>

CURB / RAMP SLOPE DEG.

A 001 scale: 0' - 0"



WALNUT VALLEY WATER DISTRICT

ADA PEDESTRIAN RAMP GUARDRAILS - WALNUT, CA 91789




SCOPE OF WORK TAKE-OFF

REVISIONS

| MM/DD/YY | REMARKS |
|----------|-----------------------------------------------------------|
| 03/11/26 | ORIGINAL S.O.W. TAKE-OFF (ADA/PEDESTRIAN RAMP GUARDRAILS) |
| --- | ... |
| --- | ... |
| --- | ... |
| --- | ... |

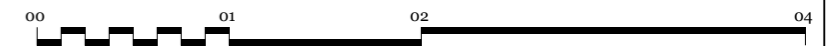
A 02



LiDAR SCAN LINK: <https://my.matterport.com/show/?m=KuD26YpiVgP>

CURB HEIGHTS PLAN VIEW

A 001 scale: 0' - 0"



WALNUT VALLEY WATER DISTRICT

ADA PEDESTRIAN RAMP GUARDRAILS - WALNUT, CA 91789

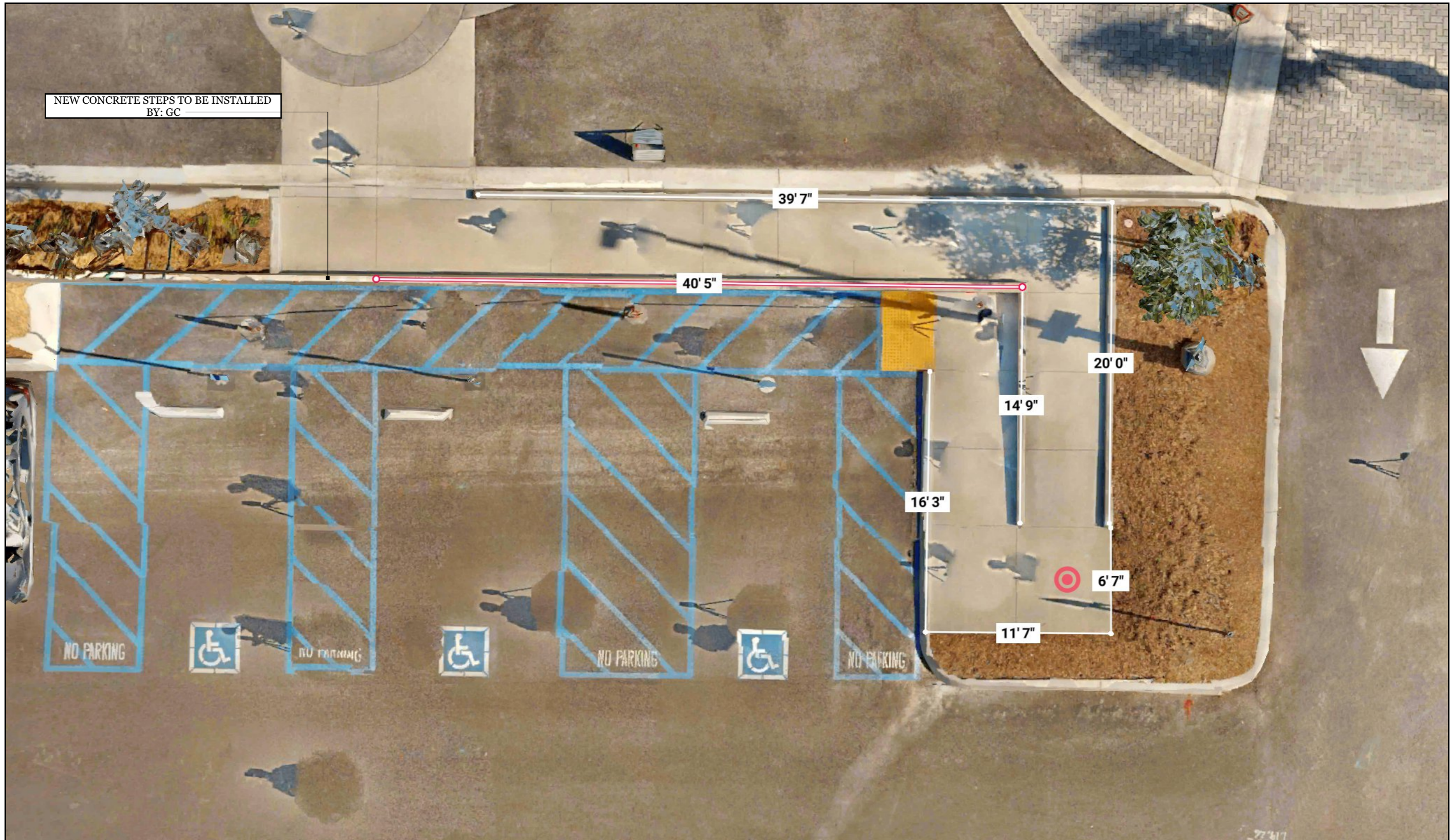


SCOPE OF WORK TAKE-OFF

REVISIONS

| MM/DD/YY | REMARKS |
|----------|-----------------------------------------------------------|
| 03/11/26 | ORIGINAL S.O.W. TAKE-OFF (ADA/PEDESTRIAN RAMP GUARDRAILS) |
| --- | ... |
| --- | ... |
| --- | ... |
| --- | ... |

A 03



PLAN VIEW - CURB LENGTH

A 001 scale: 0' - 0"



LiDAR SCAN LINK: <https://my.matterport.com/show/?m=KuD26YpiYgP>

WALNUT VALLEY WATER DISTRICT
 ADA PEDESTRIAN RAMP GUARDRAILS - WALNUT, CA 91789



SCOPE OF WORK TAKE-OFF

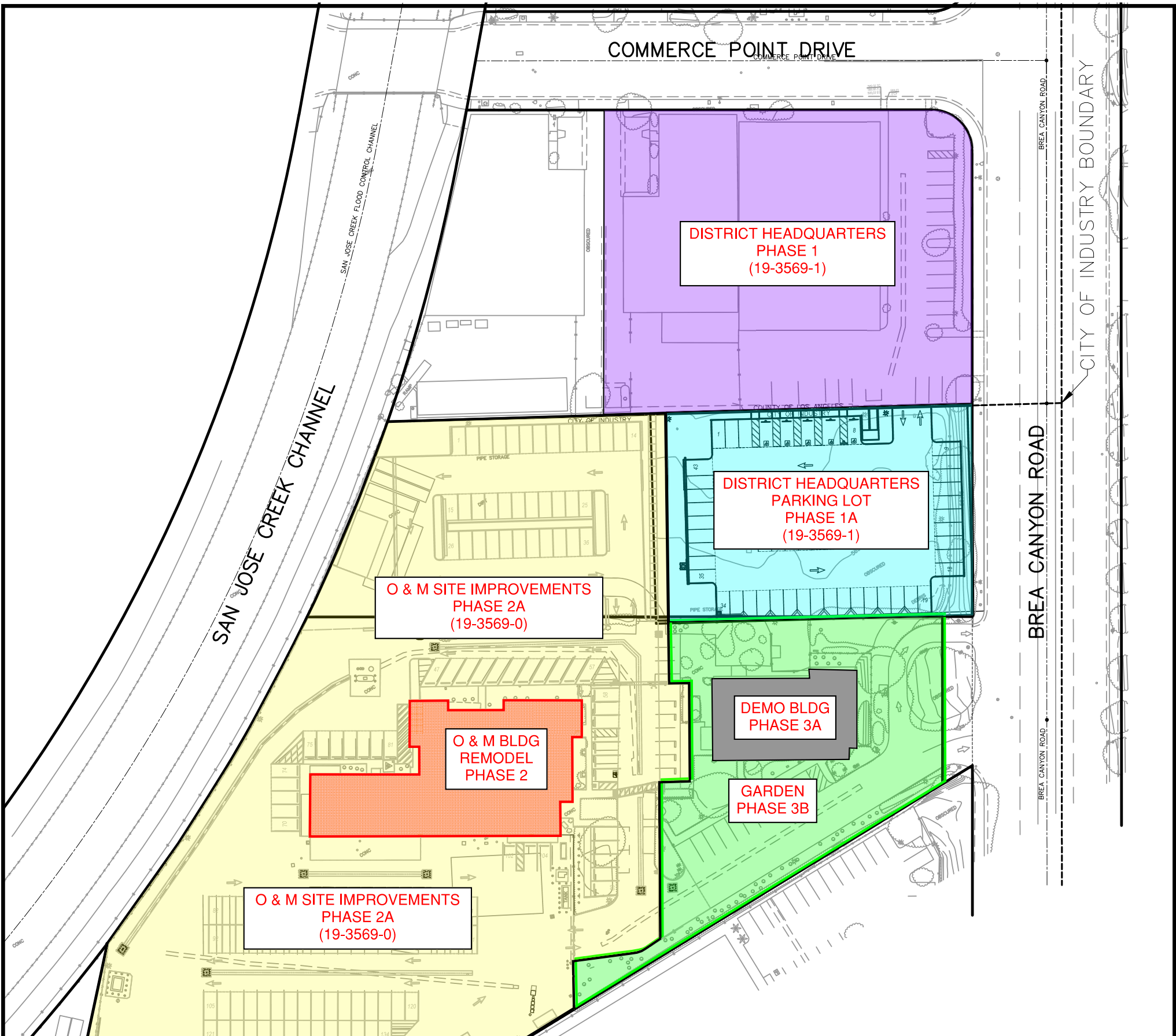
| REVISIONS | | |
|------------|-----------------------------------------------------------|---------|
| MM/DD/YY | REVISIONS | REMARKS |
| 1 03/11/26 | ORIGINAL S.O.W. TAKE-OFF (ADA/PEDESTRIAN RAMP GUARDRAILS) | |
| 2 | --- | --- |
| 3 | --- | --- |
| 4 | --- | --- |
| 5 | --- | --- |

ENGINEERING PROJECT STATUS REPORT

April 2026

1. District Headquarters Exhibit
2. O&M Site Improvements
3. Integrated Water Master Plan
4. SitelogIQ Energy Services
5. PRV 1 & 2 Rehab





| PROJECT NO. | PROJECT PHASE | PROJET NAME | CONTRACTED SERVICES | EXECUTED AGREEMENT | AGREEMENT AMOUNT | BOARD APPROVED AMMENDMENT/ CHANGE ORDER | AMMENDMENT/ CHANGE ORDER | TOTAL AGREEMENT AMOUNT |
|-------------|---------------|------------------------------------------------|-------------------------------|--------------------|------------------|-----------------------------------------|--------------------------|------------------------|
| 19-3569-1 | 1 | DISTRICT HEADQUARTERS | LCDG - Architect | 1/18/2022 | \$442,100.00 | 8/21/2025 | \$190,807.12 | \$632,907.12 |
| | | | CIVILTEC - Engr | 10/14/2020 | \$77,995.00 | 8/21/2025 | \$43,870.00 | \$121,865.00 |
| | | | SEAROCK - Constr Mgt | 9/21/2023 | \$426,700.00 | 8/7/2025 | \$304,107.00 | \$730,807.00 |
| | | | DPR - Contractor | 6/21/2024 | \$19,612,768.00 | 8/28/2025 | \$3,049,127.61 | \$22,952,076.61 |
| | | | | | | 8/27/2025 | \$225,538.00 | |
| | | | | | | 9/18/2025 | \$235,945.00 | |
| 19-3569-1 | 1A | DISTRICT HEADQUARTERS PARKING LOT ¹ | DSK - Landscape Architect | 7/26/2021 | \$33,750.00 | 8/21/2025 | \$10,050.00 | \$43,800.00 |
| | | | M3 Offices, Inc. ² | 8/21/2025 | \$403,391.89 | | N/A | \$403,391.89 |
| | | | CIVILTEC - Engr | 5/22/2025 | \$56,280.00 | | N/A | \$56,280.00 |
| 19-3569-2 | 2 | O & M BUILDING REMODEL | DPR - Contractor | 9/2/2025 | \$976,087.00 | | N/A | \$976,087.00 |
| | | | LCDG-Architect | 1/18/2022 | \$256,530.00 | 8/21/2025 | \$22,115.83 | \$311,880.83 |
| 19-3569-0 | 2A | O & M SITE IMPROVEMENTS | SEAROCK - Constr Mgt | 8/18/2025 | \$305,200.00 | | \$33,235.00 | \$305,200.00 |
| | | | CIVILTEC - Engr | 10/14/2020 | \$77,995.00 | 8/21/2025 | \$113,108.00 | \$191,103.00 |
| | | | DSK-Landscape Architect | 7/26/2021 | \$33,750.00 | 8/21/2025 | \$10,050.00 | \$43,800.00 |
| | | | PACIFIC HYDROTECH-Contractor | 5/1/2025 | \$4,085,333.00 | | N/A | \$4,085,333.00 |
| | 3A | DEMO FRONT BUILDING | | | N/A | | | |
| | 3B | GARDEN | | | N/A | | | |

¹The Board of Directors approved a \$1.5M budget for the project on 8/7/2025

²The Board of Directors approved a \$550k budget for the FF&E on 8/21/2025

WALNUT VALLEY WATER DISTRICT

DISTRICT HEADQUARTERS OVERALL EXHIBIT





O&M SITE IMPROVEMENTS



PROGRESS STATUS:

- Approved by the Board on 05/01/25
- Demolished remaining asphalt & concrete paving, and graded storage building pad area.
- 53% Complete

CONTRACT INFORMATION:

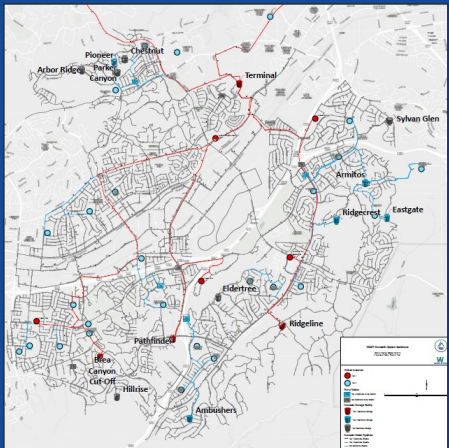
| Schedule | Days |
|-----------------|----------|
| Award Date | 05/01/25 |
| Change Order | 03/25/26 |
| End | |
| Acceptance Work | |

| Contract Amount | Costs |
|------------------------|----------------|
| Original | \$4,085,333 |
| Change Order | \$34,313.92 |
| Total | \$4,119,646.92 |
| Earning Previous Month | \$289,596.83 |
| Earnings to Date | \$2,169,165.03 |

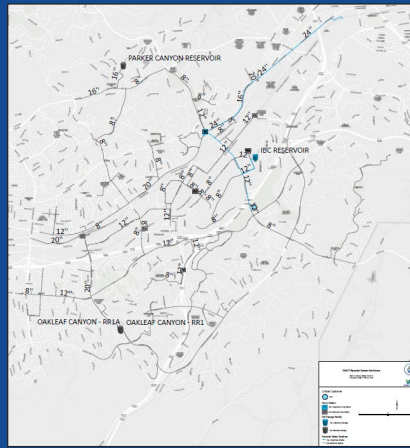


INTEGRATED WATER MASTER PLAN

Domestic System Pipeline Projects



Domestic Water System
Critical Facilities



Recycled Water System
Critical Facilities



PROGRESS STATUS:

- Approved by the Board on 02/18/25
- Workshop 6-Capital Improvement Plan Discussion held on 03/19/26. Final Plan completion by May 2026.
- 72% Complete

CONTRACT INFORMATION:

| Schedule | Days |
|-----------------|----------|
| Award Date | 02/18/25 |
| Change Order | None |
| End | |
| Acceptance Work | |

| Contract Amount | Costs |
|------------------------|--------------|
| Original | \$293,958.00 |
| Change Order | None |
| Earning Previous Month | \$194,557.50 |
| Earnings to Date | \$212,952.00 |

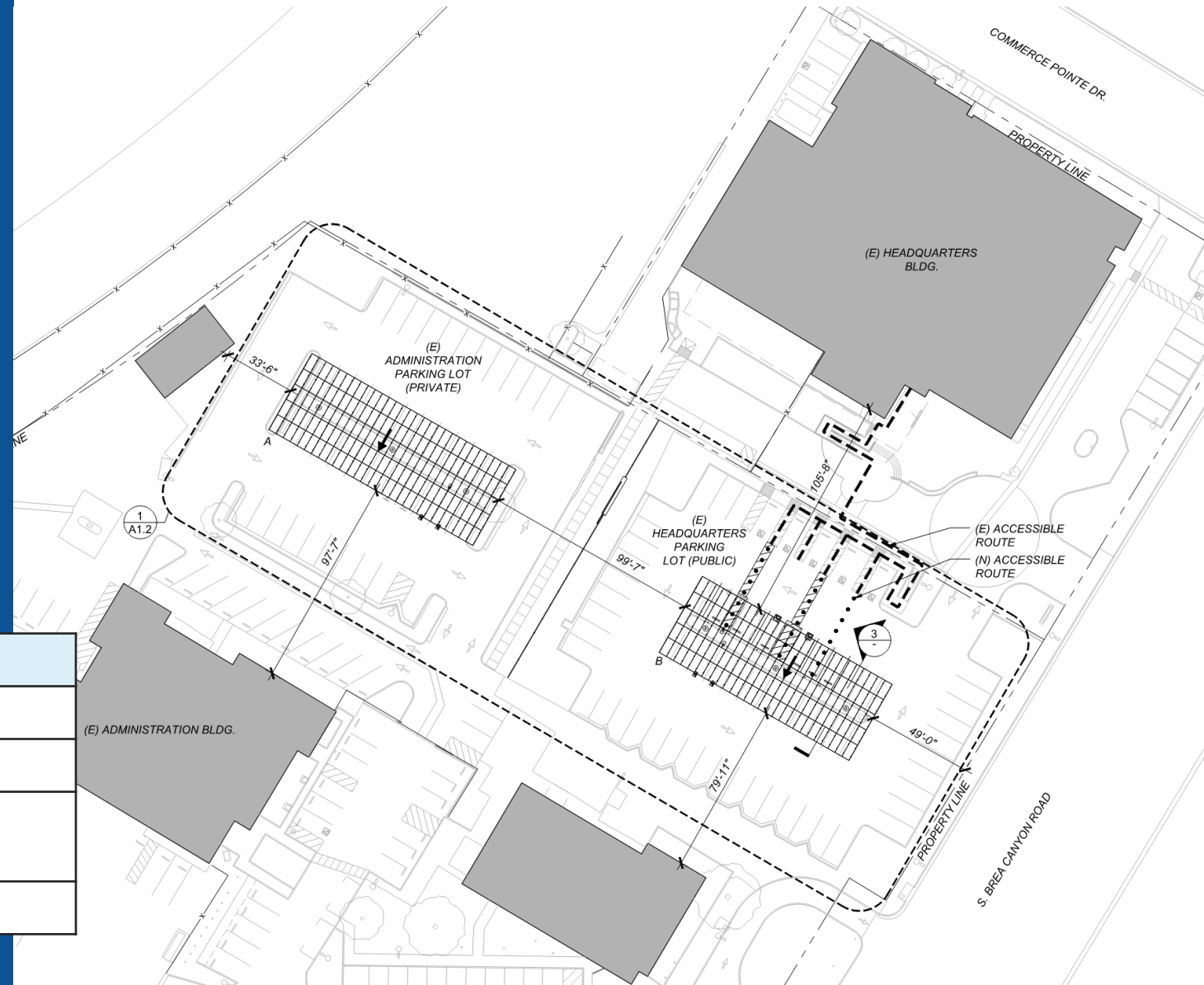
SITELOGIQ ENERGY SERVICES

PROGRESS STATUS:

- Approved by the Board on 12/15/25
- 50% submittal plan check completed on 03/26/26
- 11% Complete

CONTRACT INFORMATION:

| Schedule | Days | Contract Amount | Costs |
|-----------------|----------|-------------------------|--------------|
| Award Date | 12/15/25 | Original | \$1,326,245 |
| Change Order | None | Change Order | None |
| End | | Earnings Previous Month | \$0 |
| Acceptance Work | | Earnings to Date | \$139,255.76 |



March 2026 Operations Report



Field Customer Service

| Type of Completed Service Order | Mar-26 | FY Total | Monthly Avg (12 Month) | % of Total |
|-------------------------------------------|------------|-------------|------------------------|------------|
| Get Read/Verify Read | 202 | 2071 | 230 | 25.2% |
| Meter Repair | 133 | 1028 | 110 | 12.5% |
| Customer Transfer | 120 | 1293 | 144 | 15.7% |
| Delinquent Turn Off | 77 | 947 | 104 | 11.5% |
| Delinquent Reconnection | 73 | 859 | 96 | 10.5% |
| Leak Inspection | 67 | 500 | 52 | 6.1% |
| Customer Leak Inspection - Beacon | 11 | 167 | 17 | 2.0% |
| Customer Leak Follow Up | 22 | 113 | 13 | 1.4% |
| Customer Requested Turn On/Off for Repair | 22 | 143 | 16 | 1.7% |
| Cross Connection Control | 69 | 249 | 25 | 3.0% |
| After Hours | 18 | 172 | 39 | 2.1% |
| Other | 96 | 669 | 271 | 8.1% |
| Total | 910 | 8211 | 1114 | |

Underground Service Alerts

| USAs Processed | Mar | FY Total | Monthly Avg |
|----------------------------|------------|-------------|-------------|
| Marked | 113 | 644 | 72 |
| Verified No Marks Required | 620 | 4045 | 427 |
| Total | 733 | 4689 | 499 |



Water Distribution System Maintenance

| Maintenance Type | Mar | FY Total | Monthly Avg |
|-----------------------|-----|----------|-------------|
| Valves | 106 | 976 | 108 |
| Fire Hydrants | 50 | 537 | 60 |
| Blow Offs | 24 | 180 | 20 |
| Air Vacs | 0 | 2 | 0 |
| Fire Hydrants Painted | 51 | 942 | 105 |
| Blow Offs Painted | 19 | 220 | 24 |
| Air Vacs Painted | 10 | 145 | 16 |
| Dead Ends Flushed | 26 | 56 | 6 |



March 2026 Operations Report (cont.)



Water System Repairs

The Field Team performed 17 excavations to complete water system repairs/replacements in March. The table below provides dates and locations of work events:

| Board Division | Work Date | Address | City | Repair Type |
|----------------|-----------|----------------------------------|------------------|------------------------------------|
| Division 1 | 3/3/2026 | 22098 & 22105 Garibaldi Dr. | Walnut | Service Relocation |
| Division 3 | 3/4/2026 | 2130 Tierra Loma Dr. | Diamond Bar | Service Line Replacement |
| Division 2 | 3/4/2026 | Ballena Dr. / Bregante Dr. | Diamond Bar | Valve Replacement (2) |
| Division 2 | 3/4/2026 | 378 Ballena Dr. | Diamond Bar | Service Line Repair |
| Division 1 | 3/4/2026 | 19743 Arbor Ridge Dr. | Walnut | Service Line Replacement |
| Division 4 | 3/5/2026 | 2203 Otterbein Ave. | Rowland Heights | Service Line Replacement |
| Division 2 | 3/9/2026 | 781 Newbury Way | Diamond Bar | Fire Hydrant Valve Replacement |
| Division 5 | 3/9/2026 | 110 Marcellin Dr. | City of Industry | Service Upgrade |
| Division 3 | 3/10/2026 | 23468 Robinbrook Pl. | Diamond Bar | Main & Blow Off Replacement |
| Division 5 | 3/11/2026 | 19545 San Jose Ave. | City of Industry | Sheared Fire Hydrant |
| Division 4 | 3/16/2026 | 1311 Ajanta Ave. | Rowland Heights | Service Line Replacement |
| Division 5 | 3/17/2026 | 19545 San Jose Ave. | City of Industry | Fire Hydrant Lateral Replacement |
| Division 4 | 3/18/2026 | 19539 Gravina St. | Rowland Heights | Service Line Replacement |
| Division 2 | 3/19/2026 | Gold Rush Dr. & Charmingdale Rd. | Diamond Bar | Fire Hydrant Lateral Replacement |
| Division 4 | 3/20/2026 | 19127 Galatina St. | Rowland Heights | Service Line Replacement |
| Division 4 | 3/23/2026 | 2051 Bing Ct. | Rowland Heights | Blow Off Lateral Replacement |
| Division 3 | 3/26/2026 | 23908 Ridgeline Rd. | Diamond Bar | Service Line Replacement |
| Division 5 | 3/27/2026 | 19690 San Jose Ave. | Rowland Heights | Sheared Fire Hydrant / Replacement |
| Division 5 | 3/31/2026 | 271 S Brea Canyon Rd. | Walnut | Service Relocation |

19539 Gravina St. – Service Line Replacement



23908 Ridgeline Rd. Service Line Replacement



March 2026 Operations Report (cont.)




Monthly Totals

| Type of Repair | Jan | Feb | Mar | FY Total | Monthly Avg |
|------------------------------------|-----------|-----------|-----------|------------|-------------|
| Angle Meter Stop Replacement | 3 | 3 | 3 | 36 | 4 |
| Meter Setter Replacement | 3 | 2 | 3 | 23 | 3 |
| Service Line Repair | 1 | 0 | 1 | 5 | 1 |
| Service Line Replacement | 8 | 11 | 7 | 63 | 7 |
| Service Line & Saddle Replacement | 0 | 2 | 0 | 10 | 2 |
| Main Repair | 0 | 0 | 1 | 8 | 1 |
| Main Replacement | 0 | 1 | 2 | 7 | 1 |
| Valve Replacement | 2 | 3 | 2 | 17 | 2 |
| Sheared Fire Hydrant | 2 | 1 | 2 | 8 | 1 |
| Fire Hydrant & Blow Off Repair/Rep | 3 | 1 | 2 | 23 | 3 |
| Other | 7 | 2 | 6 | 34 | 4 |
| Total | 29 | 26 | 29 | 234 | 27 |

271 S. Brea Canyon Rd. – Service Relocation



**19690 San Jose Ave.
Sheared/Replaced Fire Hydrant**



**2051 Bing Ct.
Blow Off Lateral Replacement**



19545 San Jose Ave. - Fire Hydrant Lateral Replacement



March 2026 Operations Report (cont.)



Production & Water Quality

The Production Team collects water quality samples to meet various drinking water regulations. The table below summarizes the water quality monitoring activities and regulatory reporting.

| Compliance Monitoring Summary | Jan | Feb | Mar | FY Total | Monthly Avg |
|---------------------------------------------|-----|-----|-----|-------------|-------------|
| Distribution System Bacteriological Samples | 100 | 100 | 125 | 1000 | 111 |
| Monthly THM's @ Inlets Samples | 6 | 6 | 6 | 54 | 6 |
| Monthly General Physical Samples | 26 | 26 | 26 | 234 | 26 |
| Qtrly THM's & HAA5 Samples | 0 | 16 | 0 | 48 | 5 |
| Qtrly TDS Reclaimed Samples | 0 | 11 | 0 | 33 | 4 |
| Other Samples Collected | 7 | 19 | 14 | 74 | 8 |
| Samples analyzed by District LAB | 107 | 119 | 139 | 1074 | 119 |
| Reports Submitted to Regulator | 4 | 5 | 5 | 42 | 5 |

There were no water quality complaints in March.



Using the SCADA system, along with reservoir sampling, the Production Team continually monitors and adjust disinfectant residuals in the District's 28 potable water reservoirs. The table below summarizes the monthly data pertaining to effective management of disinfectant residuals:

| Reservoir WQ Management | Oct | Nov | Dec | Jan | Feb | Mar | Monthly Avg (12 Month) |
|-------------------------------------|-------|-------|-------|-------|-------|-------|------------------------|
| Average Disinfectant Residual (ppm) | 2.26 | 1.79 | 2.22 | 2.30 | 2.34 | 2.28 | 2.16 |
| Average Nitrite Level (ppm) | 0.026 | 0.031 | 0.017 | 0.017 | 0.017 | 0.021 | 0.026 |
| Hypochlorite Delivered (gal) | 3903 | 4376 | 3204 | 2036 | 3140 | 3145 | 3530 |
| Ammonium Sulfate Delivered (gal) | 1100 | 575 | 690 | 0 | 920 | 210 | 502 |
| No. of Manual Tank Dosings | 37 | 35 | 24 | 16 | 7 | 17 | 22 |

March 2026 Operations Report (cont.)



Production & Water Quality


The Production Team performs various maintenance and repair activities to ensure the reliability of the District’s water production and supply facilities. The table below is a summary of these activities.

| Production Maintenance Items | Jan-26 | Feb-26 | Mar-26 | FY Total |
|---------------------------------------------|-----------|-----------|-----------|------------|
| Pump & Motor Maintenance | 0 | 2 | 8 | 37 |
| Production Meter Testing / Calibration | 0 | 0 | 6 | 26 |
| Cla-Val Inspections & Maintenance | 2 | 2 | 10 | 31 |
| Facility/Station Valve Maintenance | 6 | 5 | 11 | 58 |
| Generator & Emergency Pump Maint & Testing | 16 | 16 | 16 | 154 |
| Chemical Feed System & Analyzer Maintenance | 10 | 19 | 14 | 181 |
| Reservoir Inspections and Cleanings | 2 | 0 | 2 | 11 |
| Transmission Line Inspections | 2 | 2 | 2 | 18 |
| Motor Dip & Bake | 3 | 0 | 1 | 5 |
| Pump Rehabs | 0 | 1 | 1 | 3 |
| Electrical Panel Maintenance | 0 | 0 | 0 | 0 |
| Corrective Maintenance Items | 7 | 9 | 15 | 92 |
| Other General Maintenance Items | 0 | 0 | 0 | 25 |
| Total | 48 | 56 | 86 | 616 |

The Production Team operated the potable water system facilities to meet an average daily demand of 12.9 million gallons a day (MGD). The maximum day demand was 14.6 MG on March 27th.

Other notable work performed by the Production Team:

- Completed Joint Water Line quarterly meter calibrations
- Completed Badillo Grand Transmission Line meter calibrations
- Pulled Hydroelectric Generation Station Motor No. 1 for repairs
- Pulled Fernhollow 1200 Zone Motor No. 6 for repairs
- Replaced Armitos Tank A mixer drive and cable



March 2026 Operations Report (cont.)



Water Maintenance and Facility


The Water Maintenance & Facility team performed 100 tasks related to the maintenance of facilities and the District's fleet submitted through the Work Order system (W.O.).

| Type of Work Completed | Jan | Feb | Mar | FY Total | Monthly Avg |
|--------------------------------------|------------|------------|------------|-------------|-------------|
| General Services Miscellaneous Tasks | 108 | 14 | 73 | 598 | 75 |
| General Building Maintenance | 8 | 1 | 4 | 47 | 6 |
| Warehouse Maintenance | 0 | 0 | 0 | 6 | 1 |
| Fleet Maintenance | 3 | 2 | 7 | 44 | 6 |
| Equipment Maintenance & Repairs | 3 | 1 | 2 | 18 | 2 |
| Site Irrigation Leak Repairs | 0 | 0 | 3 | 30 | 4 |
| Site Tree Maintenance | 0 | 3 | 0 | 12 | 2 |
| Site Miscellaneous Repairs | 0 | 0 | 11 | 15 | 2 |
| Inventory Movement | 336 | 623 | 400 | 3828 | 479 |
| Total | 458 | 644 | 500 | 4598 | 575 |

Notable Work Items:

- Monitored warranty items at headquarters building
- Assembled furniture for seating areas
- Received new gang truck and worked on verifying proper operation prior to deployment

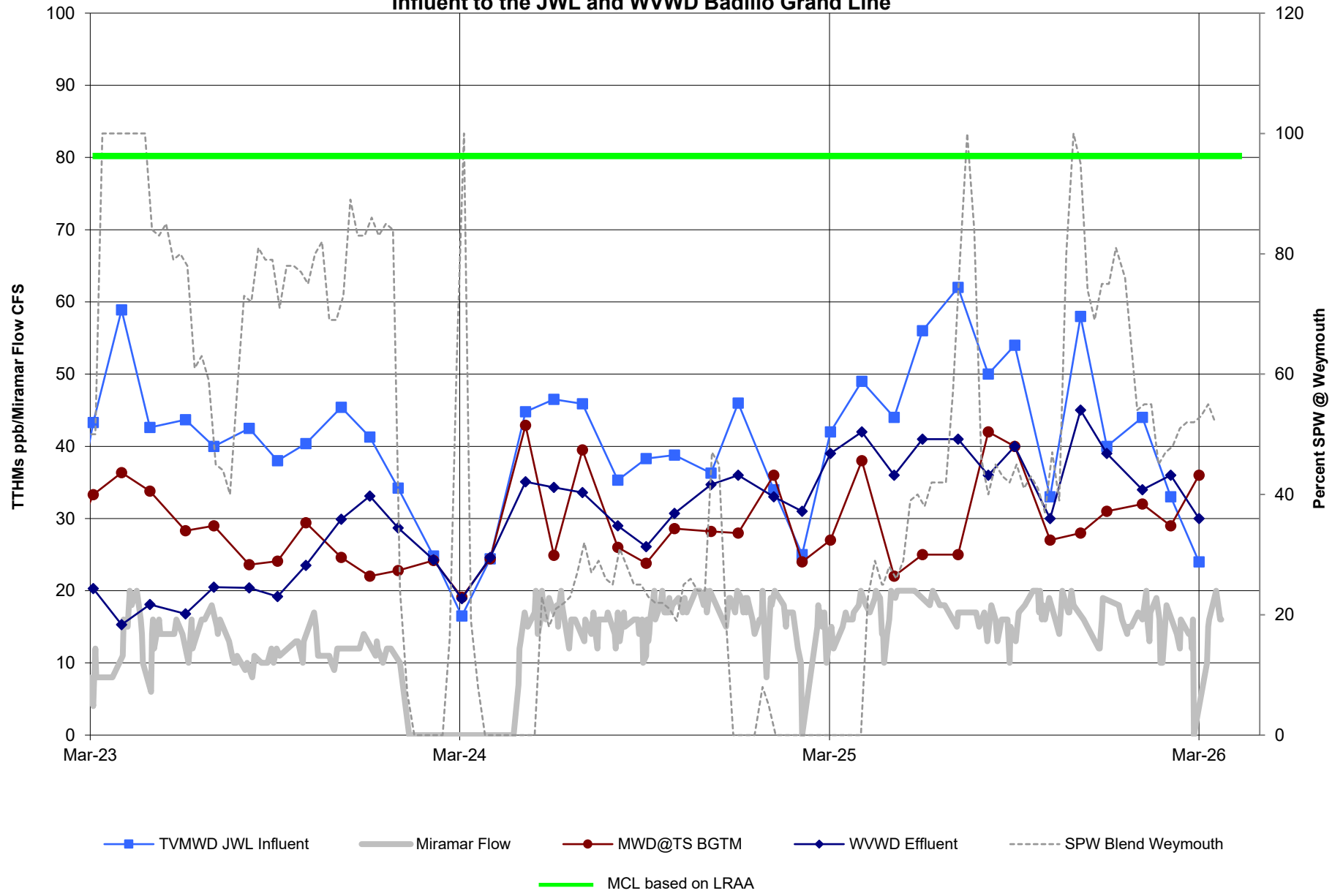
Furniture Assembled





New Gang Truck



Total Trihalomethanes (TTHMs) @ the Influent to the JWL and WWD Badillo Grand Line





POMONA-WALNUT-ROWLAND JOINT WATER LINE COMMISSION

WATER USE DISTRIBUTION & BILLING

JANUARY 2026



| CONSUMPTION PER AGENCY (Per PWR Meter Reads) | | |
|-------------------------------------------------|----------------------------------|-----------------|
| | Water Consumption (Acre-feet) | Allocation % |
| Pomona | 221.970 | 17.115% |
| Walnut | 694.457 | 53.546% |
| Rowland | 380.498 | 29.338% |
| LaVerne | - | 0.000% |
| TOTAL | 1,296.925 | 100.000% |

| WATER PRODUCTION (ACTUAL) | | |
|------------------------------|----------------------------------|--------------|
| | Water Consumption (Acre-feet) | Allocation % |
| MWD | 319.90 | 24.340% |
| TVMWD | 994.40 | 75.660% |
| LaVerne | - | 0.000% |
| Total | 1,314.300 | 100.000% |
| PWR | 1,296.925 | |
| Difference | 17.375 | |

| CALCULATION OF AGENCY WATER CONSUMPTION | | | | | | | |
|----------------------------------------------------------------------------------------------------------|-------------------------------------------|-------------------------------------|-----------------------------------------------|-----------------------|-------------------------|--------------------------------|-----------------------------------|
| <i>(Water consumption billed to each agency based on amount of water purchased from MWD & TVMWD)</i> | | | | | | | |
| Connection / Description | Billing Difference Allocation (Acre-feet) | Adj. Agency Consumption (Acre-Feet) | Adj. Agency Consumption for Billing (Rounded) | Water Purchased - MWD | Water Purchased - TVMWD | Water Purchased - LaVERNE WELL | Total Water Purchased (Acre-feet) |
| | | | | 24.340% | 75.660% | 0.000% | 100.000% |
| Pomona | 221.970 | 2.974 | 224.944 | 224.9 | 54.8 | 170.2 | 224.9 |
| Walnut | 694.457 | 9.304 | 703.761 | 703.8 | 171.3 | 532.5 | 703.8 |
| Rowland | 380.498 | 5.098 | 385.596 | 385.6 | 93.9 | 291.7 | 385.6 |
| LaVerne | - | - | - | - | - | - | - |
| TOTAL | 1,296.925 | 17.375 | 1,314.300 | 1,314.3 | 319.9 | 994.4 | 1,314.3 |

| BILLING CHARGES PER AGENCY | | | | | | | | | | |
|------------------------------|--------------|---------------|---------------|--------------------------|--------------------------|------------------------|-------------|-------------------------|------------------------|-----------------|
| | | MWD PM-15 | TVMWD PM-21 | MWD Capacity Reservation | TVMWD Connected Capacity | TVMWD Water Use Charge | Replacement | Admin Budget Assessment | MWD LRP Rebate Program | Billing Total |
| City of Pomona | Cons. (AF) | 54.8 | 170.2 | | | | | | 107.8 | |
| | Allocation % | | | 31.71% | 52.00% | 20.01% | 25.00% | 33.33% | | |
| | Billing Rate | \$ 1,560.00 | \$ 1,560.00 | \$ 26,490.35 | \$ 10,876.73 | \$ 11,266.11 | \$ - | \$ - | \$ (100.00) | |
| | Total | \$ 85,411.88 | \$ 265,500.37 | \$ 8,400.09 | \$ 5,655.90 | \$ 2,254.35 | \$ - | \$ - | \$ (10,780.00) | \$ 356,442.59 |
| Walnut Valley Water District | Cons. (AF) | 171.3 | 532.5 | | | | | | - | |
| | Allocation % | | | 39.02% | 28.00% | 48.09% | 25.00% | 33.33% | | |
| | Billing Rate | \$ 1,560.00 | \$ 1,560.00 | \$ 26,490.35 | \$ 10,876.73 | \$ 11,266.11 | \$ - | \$ - | \$ (100.00) | |
| | Total | \$ 267,220.23 | \$ 830,646.45 | \$ 10,336.53 | \$ 3,045.48 | \$ 5,417.87 | \$ - | \$ - | \$ - | \$ 1,116,666.56 |
| Rowland Water District | Cons. (AF) | 93.9 | 291.7 | | | | | | - | |
| | Allocation % | | | 29.27% | 20.00% | 31.90% | 25.00% | 33.33% | | |
| | Billing Rate | \$ 1,560.00 | \$ 1,560.00 | \$ 26,490.35 | \$ 10,876.73 | \$ 11,266.11 | \$ - | \$ - | \$ (100.00) | |
| | Total | \$ 146,411.89 | \$ 455,117.19 | \$ 7,753.72 | \$ 2,175.35 | \$ 3,593.89 | \$ - | \$ - | \$ - | \$ 615,052.04 |
| City of LaVerne | Cons. (AF) | - | - | | | | | | - | |
| | Allocation % | | | 0.00% | 0.00% | 0.00% | 0.00% | 0.00% | | |
| | Billing Rate | \$ 1,560.00 | \$ 1,560.00 | \$ 26,490.35 | \$ 10,876.73 | \$ 11,266.11 | \$ - | \$ - | \$ (100.00) | |
| | Total | \$ - | \$ - | \$ - | \$ - | \$ - | \$ - | \$ - | \$ - | \$ - |

| | | | | | | | | | | |
|---------------------|----------------------|-----------------------|---------------------|---------------------|---------------------|-------------|-------------|-----------------------|-----------|---------------------|
| Total (A.F.) | 319.9 | 994.4 | | | | | | | | 1,314.3 |
| Total (\$) | \$ 499,044.00 | \$1,551,264.01 | \$ 26,490.34 | \$ 10,876.73 | \$ 11,266.11 | \$ - | \$ - | \$ (10,780.00) | \$ | 2,088,161.19 |



POMONA-WALNUT-ROWLAND JOINT WATER LINE COMMISSION

WATER USE DISTRIBUTION & BILLING

FEBRUARY 2026


| CONSUMPTION PER AGENCY (Per PWR Meter Reads) | | |
|-------------------------------------------------|-------------------------------|-----------------|
| | Water Consumption (Acre-feet) | Allocation % |
| Pomona | 201.286 | 16.886% |
| Walnut | 610.762 | 51.237% |
| Rowland | 379.986 | 31.877% |
| LaVerne | - | 0.000% |
| TOTAL | 1,192.034 | 100.000% |

| WATER PRODUCTION (ACTUAL) | | |
|------------------------------|-------------------------------|--------------|
| | Water Consumption (Acre-feet) | Allocation % |
| MWD | 343.60 | 28.789% |
| TVMWD | 849.90 | 71.211% |
| LaVerne | - | 0.000% |
| Total | 1,193.500 | 100.000% |
| PWR | 1,192.034 | |
| Difference | 1.466 | |

| CALCULATION OF AGENCY WATER CONSUMPTION (Water consumption billed to each agency based on amount of water purchased from MWD & TVMWD) | | | | | | | |
|------------------------------------------------------------------------------------------------------------------------------------------|-------------------------------------------|-------------------------------------|-----------------------------------------------|-----------------------|-------------------------|--------------------------------|-----------------------------------|
| Connection / Description | Billing Difference Allocation (Acre-feet) | Adj. Agency Consumption (Acre-Feet) | Adj. Agency Consumption for Billing (Rounded) | Water Purchased - MWD | Water Purchased - TVMWD | Water Purchased - LaVERNE WELL | Total Water Purchased (Acre-feet) |
| | | | | 28.789% | 71.211% | 0.000% | 100.000% |
| Pomona | 201.286 | 0.248 | 201.534 | 201.5 | 58.0 | 143.5 | 201.5 |
| Walnut | 610.762 | 0.751 | 611.513 | 611.5 | 176.1 | 435.5 | 611.5 |
| Rowland | 379.986 | 0.467 | 380.453 | 380.5 | 109.5 | 270.9 | 380.5 |
| LaVerne | - | - | - | - | - | - | - |
| TOTAL | 1,192.034 | 1.466 | 1,193.500 | 1,193.5 | 343.6 | 849.9 | 1,193.5 |

| BILLING CHARGES PER AGENCY | | | | | | | | | | |
|------------------------------|--------------|---------------|---------------|--------------------------|--------------------------|------------------------|-------------|-------------------------|------------------------|---------------|
| | | MWD PM-15 | TVMWD PM-21 | MWD Capacity Reservation | TVMWD Connected Capacity | TVMWD Water Use Charge | Replacement | Admin Budget Assessment | MWD LRP Rebate Program | Billing Total |
| City of Pomona | Cons. (AF) | 58.0 | 143.5 | | | | | | 205.7 | |
| | Allocation % | | | 31.71% | 52.00% | 20.01% | 25.00% | 33.33% | | |
| | Billing Rate | \$ 1,560.00 | \$ 1,560.00 | \$ 26,490.35 | \$ 10,876.73 | \$ 11,266.11 | \$ - | \$ - | \$ (100.00) | |
| | Total | \$ 90,511.27 | \$ 223,881.06 | \$ 8,400.09 | \$ 5,655.90 | \$ 2,254.35 | \$ - | \$ - | \$ (20,570.00) | \$ 310,132.67 |
| Walnut Valley Water District | Cons. (AF) | 176.1 | 435.5 | | | | | | - | |
| | Allocation % | | | 39.02% | 28.00% | 48.09% | 25.00% | 33.33% | | |
| | Billing Rate | \$ 1,560.00 | \$ 1,560.00 | \$ 26,490.35 | \$ 10,876.73 | \$ 11,266.11 | \$ - | \$ - | \$ (100.00) | |
| | Total | \$ 274,638.31 | \$ 679,322.18 | \$ 10,336.53 | \$ 3,045.48 | \$ 5,417.87 | \$ - | \$ - | \$ - | \$ 972,760.37 |
| Rowland Water District | Cons. (AF) | 109.5 | 270.9 | | | | | | - | |
| | Allocation % | | | 29.27% | 20.00% | 31.90% | 25.00% | 33.33% | | |
| | Billing Rate | \$ 1,560.00 | \$ 1,560.00 | \$ 26,490.35 | \$ 10,876.73 | \$ 11,266.11 | \$ - | \$ - | \$ (100.00) | |
| | Total | \$ 170,866.41 | \$ 422,640.78 | \$ 7,753.72 | \$ 2,175.35 | \$ 3,593.89 | \$ - | \$ - | \$ - | \$ 607,030.15 |
| City of LaVerne | Cons. (AF) | - | - | | | | | | - | |
| | Allocation % | | | 0.00% | 0.00% | 0.00% | 0.00% | 0.00% | | |
| | Billing Rate | \$ 1,560.00 | \$ 1,560.00 | \$ 26,490.35 | \$ 10,876.73 | \$ 11,266.11 | \$ - | \$ - | \$ (100.00) | |
| | Total | \$ - | \$ - | \$ - | \$ - | \$ - | \$ - | \$ - | \$ - | \$ - |

| | | | | | | | | | | |
|---------------------|---------------|-----------------|--------------|--------------|--------------|------|------|----------------|----|----------------|
| Total (A.F.) | 343.6 | 849.9 | | | | | | | | 1,193.5 |
| Total (\$) | \$ 536,015.99 | \$ 1,325,844.02 | \$ 26,490.34 | \$ 10,876.73 | \$ 11,266.11 | \$ - | \$ - | \$ (20,570.00) | \$ | 1,889,923.19 |



POMONA-WALNUT-ROWLAND JOINT WATER LINE COMMISSION

WATER USE DISTRIBUTION & BILLING

MARCH 2026

| CONSUMPTION PER AGENCY (Per PWR Meter Reads) | | |
|-------------------------------------------------|-------------------------------|-----------------|
| | Water Consumption (Acre-feet) | Allocation % |
| Pomona | 356.152 | 23.456% |
| Walnut | 701.201 | 46.181% |
| Rowland | 461.029 | 30.363% |
| LaVerne | - | 0.000% |
| TOTAL | 1,518.382 | 100.000% |

| WATER PRODUCTION (ACTUAL) | | |
|------------------------------|-------------------------------|--------------|
| | Water Consumption (Acre-feet) | Allocation % |
| MWD | 951.10 | 62.343% |
| TVMWD | 574.50 | 37.657% |
| LaVerne | - | 0.000% |
| Total | 1,525.600 | 100.000% |
| PWR | 1,518.382 | |
| Difference | 7.218 | |


| CALCULATION OF AGENCY WATER CONSUMPTION (Water consumption billed to each agency based on amount of water purchased from MWD & TVMWD) | | | | | | | |
|------------------------------------------------------------------------------------------------------------------------------------------|-------------------------------------------|-------------------------------------|-----------------------------------------------|-----------------------|-------------------------|--------------------------------|-----------------------------------|
| Connection / Description | Billing Difference Allocation (Acre-feet) | Adj. Agency Consumption (Acre-Feet) | Adj. Agency Consumption for Billing (Rounded) | Water Purchased - MWD | Water Purchased - TVMWD | Water Purchased - LaVERNE WELL | Total Water Purchased (Acre-feet) |
| | | | | 62.343% | 37.657% | 0.000% | 100.000% |
| Pomona | 356.152 | 1.693 | 357.845 | 357.8 | 223.1 | 134.8 | 357.8 |
| Walnut | 701.201 | 3.333 | 704.534 | 704.5 | 439.2 | 265.3 | 704.5 |
| Rowland | 461.029 | 2.192 | 463.221 | 463.2 | 288.8 | 174.4 | 463.2 |
| LaVerne | - | - | - | - | - | - | - |
| TOTAL | 1,518.382 | 7.218 | 1,525.600 | 1,525.6 | 951.1 | 574.5 | 1,525.6 |

| BILLING CHARGES PER AGENCY | | | | | | | | | | |
|-------------------------------------|--------------|----------------------|----------------------|--------------------------|--------------------------|------------------------|--------------------|-------------------------|------------------------|------------------------|
| | | MWD PM-15 | TVMWD PM-21 | MWD Capacity Reservation | TVMWD Connected Capacity | TVMWD Water Use Charge | Replacement | Admin Budget Assessment | MWD LRP Rebate Program | Billing Total |
| City of Pomona | Cons. (AF) | 223.1 | 134.8 | | | | | | | |
| | Allocation % | | | 31.71% | 52.00% | 20.01% | 25.00% | 33.33% | | |
| | Billing Rate | \$ 1,560.00 | \$ 1,560.00 | \$ 26,490.35 | \$ 10,876.73 | \$ 11,266.11 | \$ 10,707.00 | \$ 29,875.00 | \$ (100.00) | |
| | Total | \$ 348,020.74 | \$ 210,217.55 | \$ 8,400.09 | \$ 5,655.90 | \$ 2,254.35 | \$ 2,676.75 | \$ 9,958.33 | \$ - | \$ 587,183.71 |
| Walnut Valley Water District | Cons. (AF) | 439.2 | 265.3 | | | | | | | |
| | Allocation % | | | 39.02% | 28.00% | 48.09% | 25.00% | 33.33% | | |
| | Billing Rate | \$ 1,560.00 | \$ 1,560.00 | \$ 26,490.35 | \$ 10,876.73 | \$ 11,266.11 | \$ 15,269.00 | \$ 29,875.00 | \$ (100.00) | |
| | Total | \$ 685,191.96 | \$ 413,881.59 | \$ 10,336.53 | \$ 3,045.48 | \$ 5,417.87 | \$ 3,817.25 | \$ 9,958.33 | \$ - | \$ 1,131,649.01 |
| Rowland Water District | Cons. (AF) | 288.8 | 174.4 | | | | | | | |
| | Allocation % | | | 29.27% | 20.00% | 31.90% | 25.00% | 33.33% | | |
| | Billing Rate | \$ 1,560.00 | \$ 1,560.00 | \$ 26,490.35 | \$ 10,876.73 | \$ 11,266.11 | \$ 24,098.00 | \$ 29,875.00 | \$ (100.00) | |
| | Total | \$ 450,503.30 | \$ 272,120.87 | \$ 7,753.72 | \$ 2,175.35 | \$ 3,593.89 | \$ 6,024.50 | \$ 9,958.33 | \$ - | \$ 752,129.96 |
| City of LaVerne | Cons. (AF) | - | - | | | | | | | |
| | Allocation % | | | 0.00% | 0.00% | 0.00% | 0.00% | 0.00% | | |
| | Billing Rate | \$ 1,560.00 | \$ 1,560.00 | \$ 26,490.35 | \$ 10,876.73 | \$ 11,266.11 | \$ - | \$ - | \$ (100.00) | |
| | Total | \$ - | \$ - | \$ - | \$ - | \$ - | \$ - | \$ - | \$ - | \$ - |

| | | | | | | | | | | |
|---------------------|------------------------|----------------------|---------------------|---------------------|---------------------|---------------------|---------------------|-------------|-------------|------------------------|
| Total (A.F.) | 951.1 | 574.5 | | | | | | | | 1,525.6 |
| Total (\$) | \$ 1,483,716.00 | \$ 896,220.01 | \$ 26,490.34 | \$ 10,876.73 | \$ 11,266.11 | \$ 12,518.50 | \$ 29,875.00 | \$ - | \$ - | \$ 2,470,962.69 |

May 2026



| Sunday | Monday | Tuesday | Wednesday | Thursday | Friday | Saturday |
|----------------------------------------|-------------------------------------------------------------------------------------------------------------------------------------|----------------------------------------------------------------------------------------|------------------------------------------|-----------------------------------|--------|----------|
| 26 | 27 | 28 | 29 | 30 | 1 | 2 |
| 3 | 4 | 5 6:30PM Diamond Bar City Council Meeting | 6 | 7 | 8 | 9 |
| ACWA Conference, Sacramento, CA | | | | | | |
| 10 | 11 4PM Public Info Committee 4:30PM Finance Committee 7PM Rowland Heights CCC Meeting | 12 4PM Engineering Committee 4:30 PM Finance | 13 7PM Walnut City Council Meeting | 14 | 15 | 16 |
| 17 | 18 5PM WVWD Board Meeting | 19 3:30PM SPADRA Executive Comm 6:30PM Diamond Bar City Council Meeting | 20 8AM TVMWD Board Meeting | 21 4PM WVWD Worshop Meeting | 22 | 23 |
| 24 | 25  Memorial Day District Closed | 26 | 27 7PM Walnut City Council Meeting | 28 | 29 | 30 |
| 31 | 1 | Notes | | | | |

June 2026




| Sunday | Monday | Tuesday | Wednesday | Thursday | Friday | Saturday |
|--------|------------------------------------------------------------------------------------------------|---------------------------------------------------------------|---------------------------------------|---------------------------------|--------|----------|
| 31 | 1 | 2 6:30 PM Diamond Bar City Council Meeting | 3 8AM TVMWD Board Meeting | 4 8AM PBWA Meeting | 5 | 6 |
| 7 | 8 4PM Public Info Committee 4:30 PM Finance Committee 7PM Rowland Heights CCC Meeting | 9 4PM Engineering Committee 4:30 PM Personnel Committee | 10 7PM Walnut City Council Meeting | 11 4PM P-W-R Meeting | 12 | 13 |
| 14 | 15 5PM WVWD Board Meeting | 16 6:30PM Diamond Bar City Council Meeting | 17 8AM TVMWD Board Meeting | 18 4PM WVWD Workshop Meeting | 19 | 20 |
| 21 | 22 | 23 | 24 7PM Walnut City Council Meeting | 25 | 26 | 27 |
| 28 | 29 | 30 | 1 | 2 | 3 | 4 |
| 5 | 6 | Notes | | | | |

July 2026



| Sunday | Monday | Tuesday | Wednesday | Thursday | Friday | Saturday |
|--------|-------------------------------------------------|---------------------------------------------|------------------------------------|----------|--------|-----------------------------------------------------------------------------------------------------------|
| 28 | 29 | 30 | 1 | 2 | 3 |  4th of July |
| 5 | 3:30PM SPADRA Executive Committee Meeting | 6:30 PM Diamond Bar City Council Meeting | 7PM Walnut City Council Meeting | 9 | 10 | 11 |
| 12 | 7PM Rowland Heights CCC Meeting | 13 | 14 | 15 | 16 | 17 |
| 19 | 5PM WVWD Board Meeting | 6:30 PM Diamond Bar City Council Meeting | 7PM Walnut City Council Meeting | 23 | 24 | 25 |
| 26 | 27 | 28 | 29 | 30 | 31 | 1 |
| 2 | 3 | Notes | | | | |



YOUR BEST PROTECTION

ACWA JPIA

P. O. Box 619082
Roseville, CA
95661-9082

phone
916.786.5742
800.231.5742

www.acwajpia.com

Core Values

- People
- Service
- Integrity
- Innovation

March 11, 2026

Sheryl Shaw
General Manager
Walnut Valley Water District
271 S. Brea Canyon Rd.
Walnut, CA 91789

RE: Underground Storage Tank (UST) Pollution Liability Program

Dear Sheryl,

We are writing to formally confirm the dissolution of the UST Pollution Liability Pooled Program and to outline the associated equity distribution to participating agencies.

As discussed during the town halls held over the past two years, participating agencies engaged in a comprehensive review of program performance, participation levels, regulatory considerations, and long-term sustainability. Financial projections, administrative costs, and risk exposure scenarios were presented and evaluated collectively.

A significant factor in these discussions was the increasing pressure within the environmental liability insurance market. Over recent renewal cycles, the program experienced tightening underwriting standards, premium escalation, reduced carrier appetite, and heightened scrutiny of aging underground storage tank infrastructure. In particular, the limited availability of coverage for older tanks materially affected the program's ability to secure sustainable and competitively priced coverage.

These market conditions increased the volatility and long-term financial uncertainty of the pooled structure. Continuing the program under those constraints would require materially higher contributions, reduced coverage terms, or increased retained risk to member

agencies. After evaluating those trade-offs, it was determined that dissolution of the pooled program and a move to a pure pass-through structure represented the most prudent course of action to protect member financial interests and avoid disproportionate future exposure.

Following the town halls and formal review process, member agencies provided input and participated in the decision-making process. Based on the participating agencies' consensus, the decision was made to proceed with the orderly dissolution of the pooled program, effective June 30, 2025.

Since that decision, staff have completed the wind-down process, including:

- Recognition of the program's mandatory 180-day automatic extended reporting period, during which any timely reported claims would have been funded from existing program equity.
- Final accounting and reconciliation of program assets.

Distribution Allocation Methodology

After satisfying all known obligations and the conclusion of the program's 180-day automatic extended reporting period, staff confirmed that no outstanding liabilities remained.

Accordingly, the program's net distributable equity was calculated as:

Total Program Assets – Outstanding Liabilities (None) = Net Distributable Equity

Because there were no remaining liabilities or required reserves at the time of dissolution, the entire remaining program equity was available for distribution.

Net distributable equity is allocated among participating agencies in accordance with the distribution framework reviewed during the town halls.

Specifically:

- Each agency's proportionate share was calculated based on its cumulative contributions to the pooled program over its period of participation.
- Contributions were net of claims payments, reimbursements, or prior distributions attributable to that agency.
- Agencies that joined or exited the program at different times were allocated equity proportionate to their actual period of participation and contribution history.

This methodology was selected to ensure equitable distribution reflective of each agency's participation in and utilization of the program.

Based on the final accounting, enclosed please find your agency's refund in the amount of:

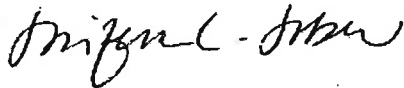
\$13,718.53

Supporting documentation, including a summary of the final financial reconciliation and individual allocation calculation, is available upon request.

We appreciate your agency's engagement throughout the review and decision-making process and your participation in the UST Pollution Liability pooled program.

If you have any questions regarding the reconciliation or allocation methodology, please contact JPIA Finance Manager, Dan Steele at dsteele@acwajpia.com

Best Regards,

A handwritten signature in black ink, appearing to read "Jennifer L. Jobe".

Jennifer L. Jobe
Director of Pooled Programs
jjobe@acwajpia.com



ACWA JPIA
 PO BOX 619082
 Roseville, CA 95661-3700
 (800) 231-5742

California Bank & Trust
 520 Capitol Mall
 Suite 100
 Sacramento, CA 95814-4714


5024
 Date: 03/12/2026

Pay To
 The Order Of **WALNUT VALLEY WATER DISTRICT**

Thirteen Thousand Seven Hundred Eighteen Dollars and 53 Cents

****13,718.53****

WALNUT VALLEY WATER DISTRICT
 235 S. BREA CANYON ROAD
 WALNUT, CA 91789
 United States



 David deBernardi

 Void after 6 months

⑈005024⑈ ⑆121002042⑆ ⑈

1030011961⑈

ACWA JPIA
 V001008--WALNUT VALLEY WATER DISTRICT
 Print As: WALNUT VALLEY WATER DISTRICT

235 S. BREA CANYON ROAD
 WALNUT, CA 91789

5024
 California Bank & Trust
 CBTGen_1961 1961
 Date: 03/12/2026

| Date | Bill no. | Reference Number | Agency | Amount Entered | Term Discount | Amount Paid |
|---------------------------|-----------------------------------------------|------------------|--------|----------------|---------------|-------------|
| Acct | Memo | Department ID | | | | |
| 03/12/2026 | 02042026 | | | | | |
| 24000--Retrospective Con. | UST Program: FINAL Ca... Fund and RCA Refunds | P74 | JPIA | \$11,524.16 | \$0.00 | \$11,524.16 |
| 32000--Cat Funds UST | UST Program: FINAL Ca... Fund and RCA Refunds | P74 | JPIA | \$2,194.37 | \$0.00 | \$2,194.37 |
| Net Amount: | | | | | | \$13,718.53 |

**WALNUT VALLEY WATER DISTRICT
WATER SUPPLY AND CONSERVATION UPDATE
April 20, 2026**

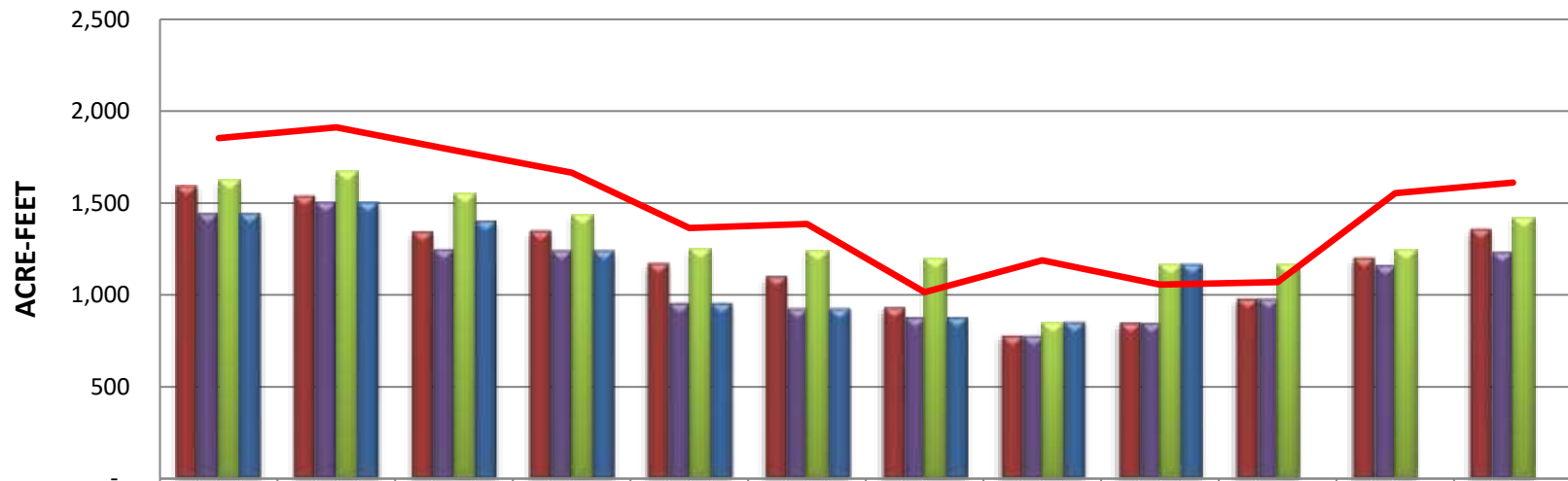


| | | |
|----------------------------|---------------------------------------------------------------------------------------------------------------------------------------------------------------------------------------------------------------------------------------------------------------------------------------------------------------------------------------------------------------------------------------------------------------------------------------------------------------------------------------------------------------------------------------------------------------------------------------------------------------------------------------------------------------------------------------------------------------------------------------------------------------------------------------------------------------------------------------------------------------------------------------------|-----------------|
| <p>A</p> <p>B</p> <p>C</p> | <p><u>Water Use</u> – Water usage for March 2026 was 1,166.20 acre-feet, a decrease of 10.45% compared to March 2020 and a decrease of 22.03% from March 2013. The average inflow into the system during the month was approximately 19.63 cfs (8,812.50 gallons per minute).</p> <p><u>Recycled Water Use</u> – During the month of March recycled water system delivered 1,784,293.68 G.P.D., an increase of 126.76% compared to the use in March 2025. Of the recycled water delivered, 8.47% was from the District wells and no potable make-up water was used.</p> <p><u>Production Report</u> – attached are:</p> <ul style="list-style-type: none"> ▪ Purchased Water Projections (Two total) ▪ Climate Summary ▪ Monthly Consumption Versus the 2013 & 2020 Baseline Years (Two total) | <p>Exhibits</p> |
|----------------------------|---------------------------------------------------------------------------------------------------------------------------------------------------------------------------------------------------------------------------------------------------------------------------------------------------------------------------------------------------------------------------------------------------------------------------------------------------------------------------------------------------------------------------------------------------------------------------------------------------------------------------------------------------------------------------------------------------------------------------------------------------------------------------------------------------------------------------------------------------------------------------------------------|-----------------|

WALNUT VALLEY WATER DISTRICT
Fiscal Year 2025-2026 Purchased Water Estimate

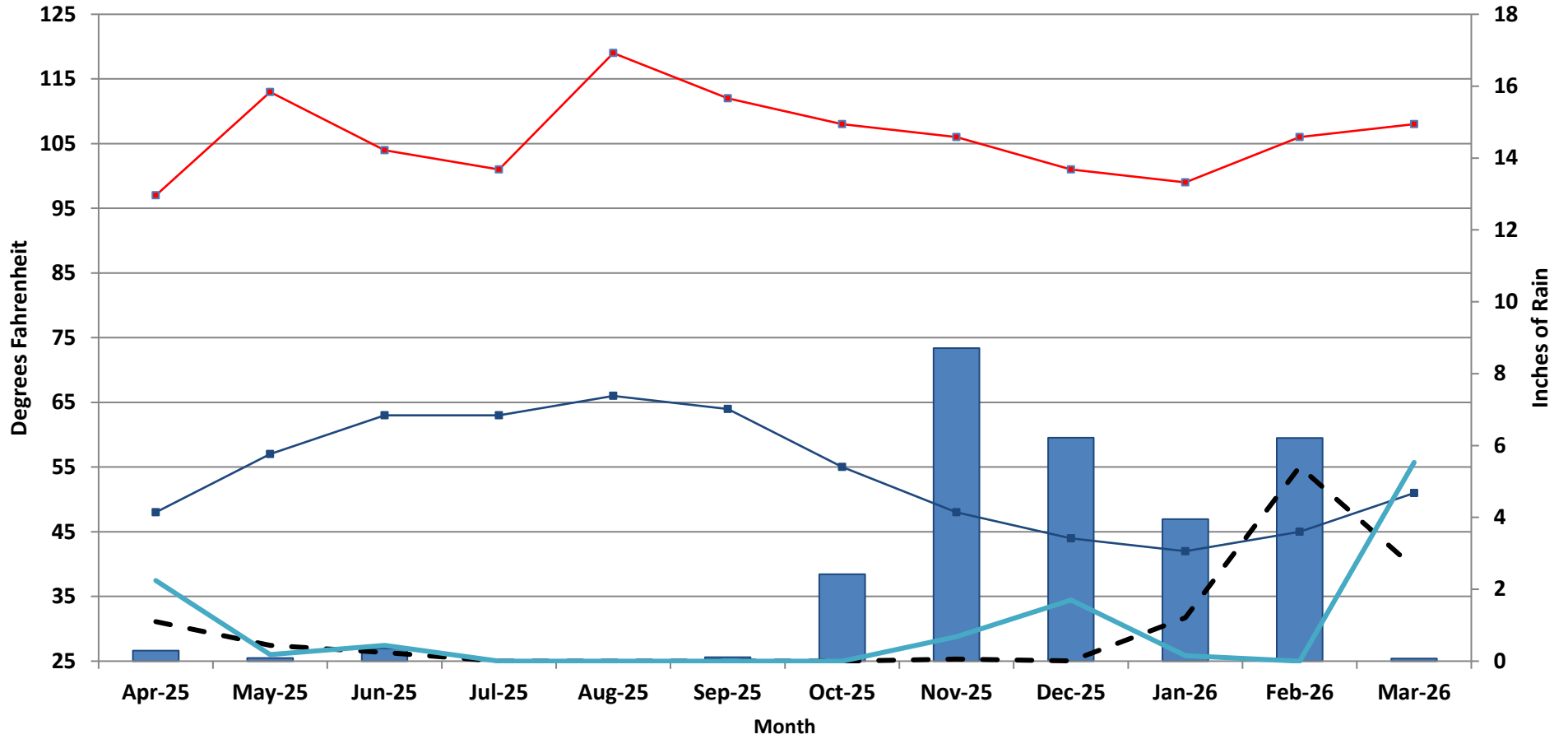
| Actual Purchases (AF) | | Projected Purchases (AF) | | | | Baseline Year Purchases | |
|--------------------------------------|---------------|--------------------------|---------------|---------------|---------------|-------------------------|---------------|
| Month | Total | Budget | Low | High | Average | 2013 | 2020 |
| July | 1,444 | 1,591 | 1,444 | 1,624 | 1,553 | 2,149 | 1,854 |
| August | 1,502 | 1,535 | 1,502 | 1,671 | 1,570 | 2,309 | 1,912 |
| September | 1,401 | 1,343 | 1,245 | 1,551 | 1,399 | 2,064 | 1,787 |
| October | 1,240 | 1,346 | 1,240 | 1,432 | 1,306 | 1,858 | 1,665 |
| November | 953 | 1,169 | 953 | 1,252 | 1,116 | 1,569 | 1,364 |
| December | 924 | 1,099 | 924 | 1,242 | 1,077 | 1,401 | 1,387 |
| January | 877 | 929 | 877 | 1,200 | 1,002 | 1,156 | 1,015 |
| February | 849 | 776 | 776 | 849 | 816 | 1,123 | 1,188 |
| March | 1,166 | 846 | 846 | 1,166 | 993 | 1,496 | 1,056 |
| April | - | 976 | 976 | 1,166 | 1,050 | 1,700 | 1,070 |
| May | - | 1,198 | 1,159 | 1,243 | 1,200 | 1,904 | 1,554 |
| June | - | 1,355 | 1,230 | 1,422 | 1,336 | 2,082 | 1,611 |
| Total | 10,357 | 14,163 | 13,172 | 15,820 | 14,417 | 20,810 | 17,461 |
| Remaining Projected Purchases | | 3,529 | 3,365 | 3,831 | 3,586 | | |
| Total Projected Purchases | | 13,886 | 13,722 | 14,188 | 13,943 | | |

Fiscal Year 2025-2026 Purchased Water



| | July | August | September | October | November | December | January | February | March | April | May | June |
|----------------------------------------------|-------|--------|-----------|---------|----------|----------|---------|----------|-------|-------|-------|-------|
| ■ Budget | 1,591 | 1,535 | 1,343 | 1,346 | 1,169 | 1,099 | 929 | 776 | 846 | 976 | 1,198 | 1,355 |
| ■ Low | 1,444 | 1,502 | 1,245 | 1,240 | 953 | 924 | 877 | 776 | 846 | 976 | 1,159 | 1,230 |
| ■ High | 1,624 | 1,671 | 1,551 | 1,432 | 1,252 | 1,242 | 1,200 | 849 | 1,166 | 1,166 | 1,243 | 1,422 |
| ■ FY 25-26 | 1,444 | 1,502 | 1,401 | 1,240 | 953 | 924 | 877 | 849 | 1,166 | - | - | - |
| — 2020 | 1,854 | 1,912 | 1,787 | 1,665 | 1,364 | 1,387 | 1,015 | 1,188 | 1,056 | 1,070 | 1,554 | 1,611 |

Walnut Valley Water District Climate Summary



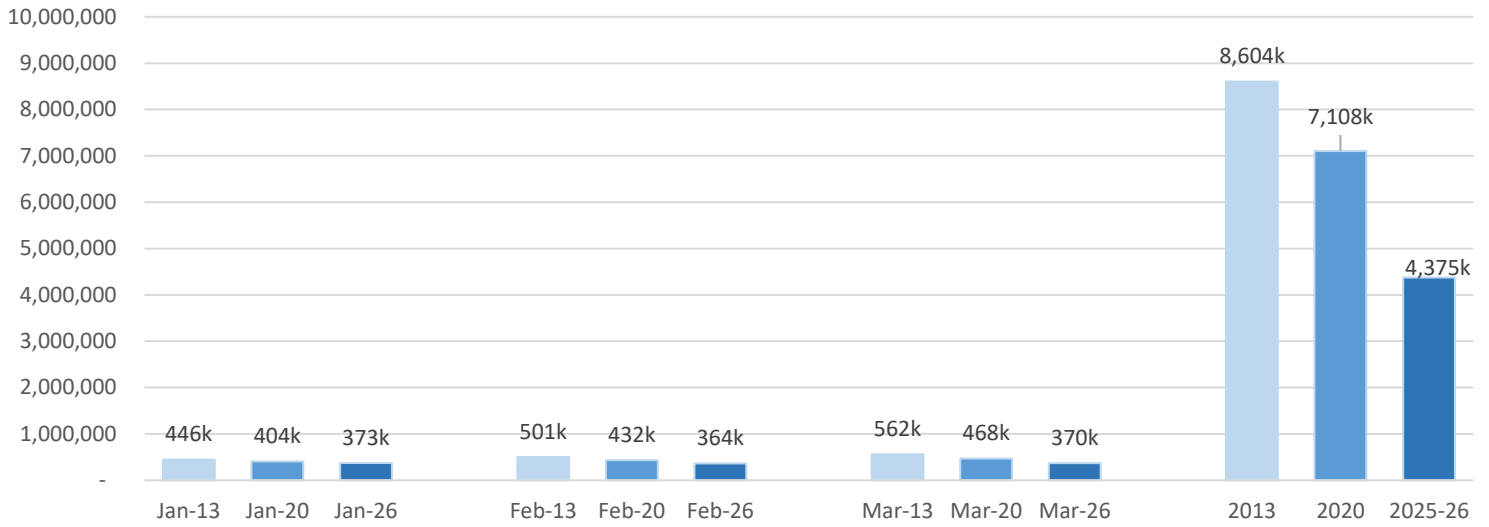
Walnut Valley Water District
 Monthly Consumption Versus 2013 and 2020 Baseline Years

| Consumption/Water Sales | | | | | | | | | | | | | | | | | | | | |
|-------------------------|---------|---------|----------|----------|----------|----------|---------|----------|-----------|----------|---------|---------|----------|-----------|-------------|----------------|-----------|-----------|---------------|---------------|
| User Class | January | | | | | February | | | | | March | | | | | YTD (FY 25-26) | | | | |
| | Jan-13 | Jan-20 | Jan-26 | Change | % Change | Feb-13 | Feb-20 | Feb-26 | Change | % Change | Mar-13 | Mar-20 | Mar-26 | Change-20 | % Change-20 | 2013 YTD | 2020 YTD | FY 25-26 | % Change 2013 | % Change 2020 |
| COG | 10,251 | 6,990 | 10,186 | (65) | -1% | 13,938 | 8,359 | 7,662 | (6,276) | -45% | 14,911 | 19,184 | 9,292 | (9,892) | -52% | 326,385 | 242,508 | 206,837 | -37% | -15% |
| COM | 43,721 | 44,268 | 43,170 | (551) | -1% | 50,657 | 48,774 | 43,566 | (7,091) | -14% | 57,610 | 54,288 | 40,454 | (13,834) | -25% | 691,786 | 555,452 | 448,640 | -35% | -19% |
| IND | 8,249 | 7,552 | 5,643 | (2,606) | -32% | 10,261 | 8,312 | 4,745 | (5,516) | -54% | 9,765 | 8,112 | 4,979 | (3,133) | -39% | 105,865 | 84,094 | 57,821 | -45% | -31% |
| MUL | 45,974 | 46,794 | 49,860 | 3,886 | 8% | 65,729 | 48,995 | 48,263 | (17,466) | -27% | 54,291 | 55,067 | 44,504 | (10,563) | -19% | 622,865 | 586,837 | 519,321 | -17% | -12% |
| RES | 337,540 | 298,631 | 263,978 | (73,562) | -22% | 360,648 | 317,901 | 259,682 | (100,966) | -28% | 425,117 | 331,162 | 271,260 | (59,902) | -18% | 4,692,619 | 4,045,128 | 3,142,730 | -33% | -22% |
| | 445,735 | 404,235 | 372,837 | (72,898) | -16% | 501,233 | 432,341 | 363,918 | (137,315) | -27% | 561,694 | 467,813 | 370,489 | (97,324) | -21% | 6,439,520 | 5,514,019 | 4,375,349 | -32% | -21% |
| IRRIGATION | | | | | | | | | | | | | | | | | | | | |
| User Class | Jan-13 | Jan-20 | Jan-26 | Change | % Change | Feb-13 | Feb-20 | Feb-26 | Change | % Change | Mar-13 | Mar-20 | Mar-26 | Change-20 | % Change-20 | 2013 YTD | 2020 YTD | FY 25-26 | % Change 2013 | % Change 2020 |
| COG | 2,773 | 1,838 | 4,213 | 1,440 | 52% | 5,062 | 2,174 | 2,265 | (2,797) | -55% | 6,415 | 11,847 | 3,471 | (8,376) | -71% | 198,798 | 165,103 | 124,095 | -38% | -25% |
| COM | 3,943 | 6,946 | 6,285 | 2,342 | 59% | 9,632 | 9,398 | 7,613 | (2,019) | -21% | 10,975 | 13,960 | 6,844 | (7,116) | -51% | 197,448 | 191,317 | 132,002 | -33% | -31% |
| IND | 1,021 | 602 | 646 | (375) | -37% | 1,222 | 708 | 386 | (836) | -68% | 670 | 900 | 510 | (390) | -43% | 14,917 | 10,168 | 7,957 | -47% | -22% |
| RES | 159 | 24 | 55 | (104) | -65% | 190 | 46 | 83 | (107) | -56% | 153 | 84 | 82 | (2) | -2% | 2,279 | 1,054 | 887 | -61% | -16% |
| | 7,896 | 9,410 | 11,199 | 3,303 | 42% | 16,106 | 12,326 | 10,347 | (5,759) | -36% | 18,213 | 26,791 | 10,907 | (15,884) | -59% | 413,442 | 367,642 | 264,941 | -36% | -28% |
| RESIDENTIAL | | | | | | | | | | | | | | | | | | | | |
| Residential | Tier I | Tier II | Tier III | Total | | Tier I | Tier II | Tier III | Total | | Tier I | Tier II | Tier III | Total | | Tier I | Tier II | Tier III | Total | |
| 2013 | 227,718 | 90,006 | 19,816 | 337,540 | | 232,969 | 105,818 | 21,861 | 360,648 | | 252,300 | 143,295 | 29,522 | 425,117 | | 2,342,158 | 1,809,325 | 541,136 | 4,692,619 | |
| 2020 | 180,061 | 103,693 | 14,877 | 298,631 | | 183,705 | 118,808 | 15,388 | 317,901 | | 188,883 | 125,131 | 17,148 | 331,162 | | 1,804,044 | 1,874,419 | 366,665 | 4,045,128 | |
| FY 25-26 | 132,677 | 113,858 | 17,443 | 263,978 | | 131,110 | 111,883 | 16,690 | 259,683 | | 132,390 | 120,792 | 18,078 | 271,260 | | 1,237,154 | 1,547,765 | 385,322 | 3,170,241 | |
| % Change 2013 | -42% | 27% | -12% | -22% | | -44% | 6% | -24% | -28% | | -48% | -16% | -39% | -36% | | -47% | -14% | -29% | -32% | |
| % Change 2020 | -26% | 10% | 17% | -12% | | -29% | -6% | 8% | -18% | | -30% | -3% | 5% | -18% | | -31% | -17% | 5% | -22% | |

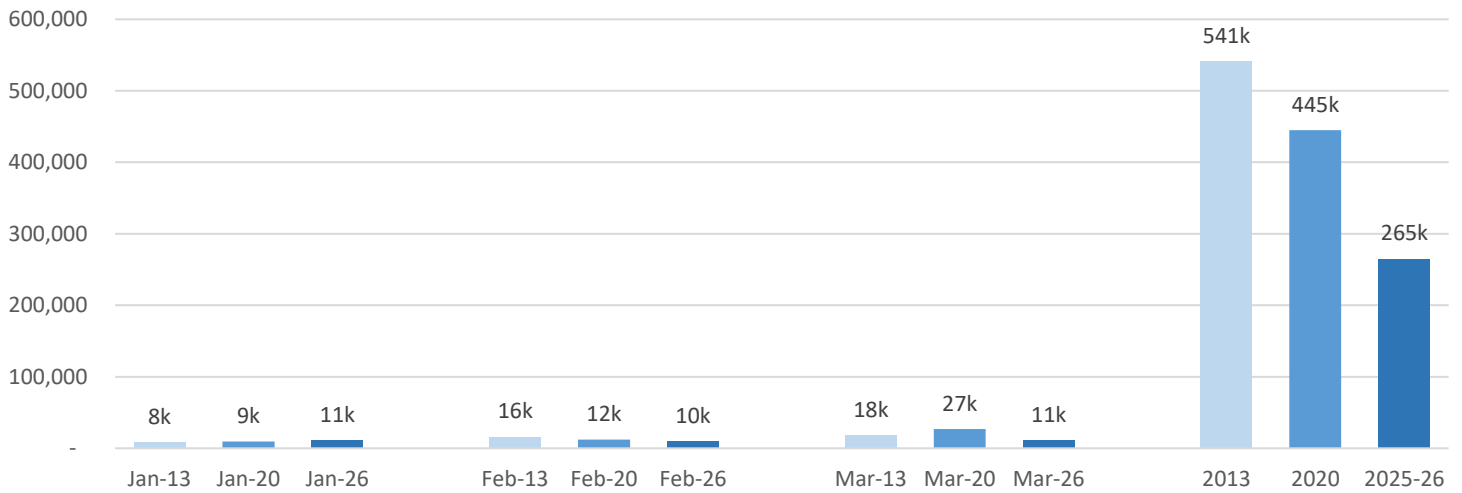
| Water Purchases | | | | |
|-----------------|----------|----------|----------|----------|
| | January | February | March | Total |
| 2013 | 1,155.84 | 1,123.30 | 1,495.71 | 3,774.85 |
| 2020 | 1,014.81 | 1,187.69 | 1,055.91 | 3,258.41 |
| FY 25-26 | 877.32 | 849.27 | 1,166.20 | 2,892.79 |
| % Change 2013 | -24% | -24% | -22% | (0.33) |
| % Change 2020 | -14% | -28% | 10% | (0.22) |

WALNUT VALLEY WATER DISTRICT
CONSUMPTION DATA - CURRENT YEAR VERSUS 2013 & 2020 BASELINE

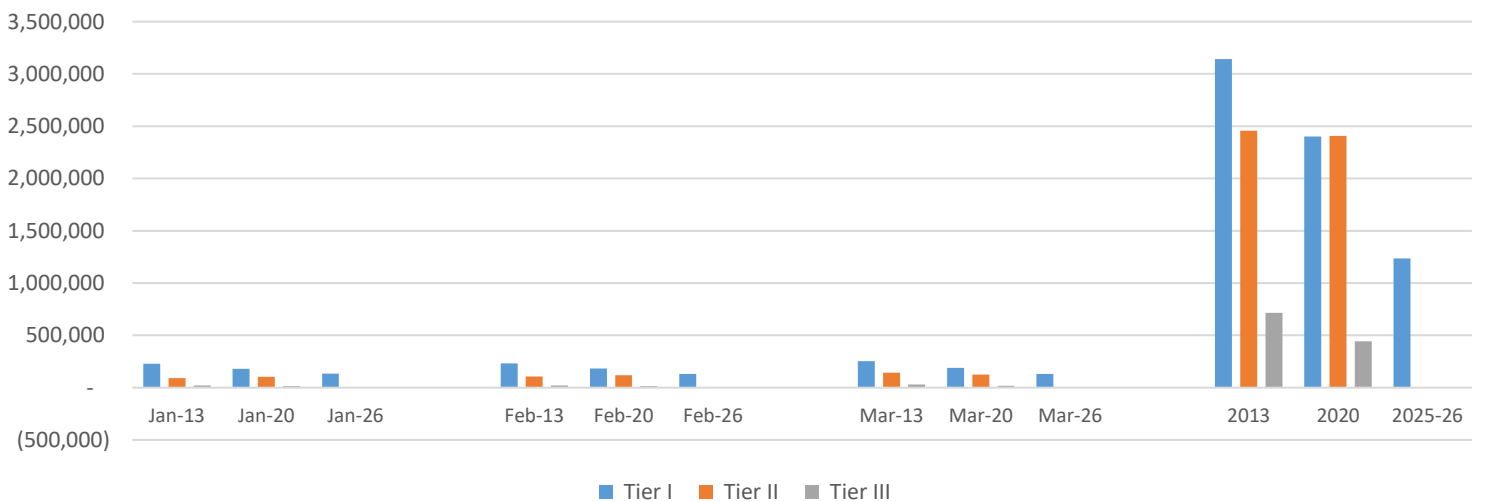
YTD Consumption Versus 2013 & 2020 Baseline



Irrigation Consumption Versus 2013 & 2020 Baseline



Residential Tiers Versus 2013 & 2020 Baseline





The Metropolitan Water District of Southern California

Water Supply Conditions Report - <https://www.mwdh2o.com/WSCR>

Questions? Reach out via the form: <https://forms.office.com/g/Gj3aReAuCm>

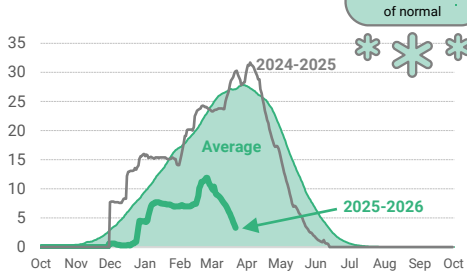
Water Year 2025-2026

As of: 03/22/2026

State Water Project

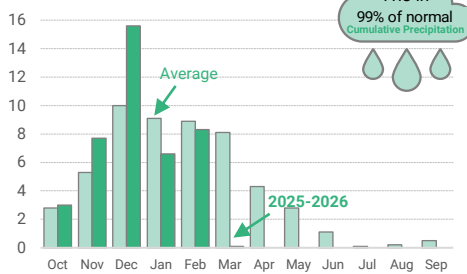
Northern Sierra Snow

Water Content values in inches



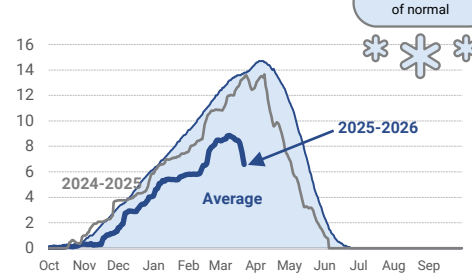
Northern Sierra 8 Station Rain

Values in inches



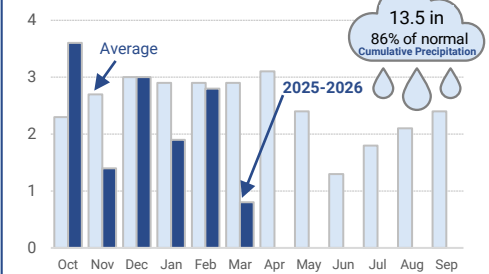
Colorado River Basin Snow

Water Content values in inches



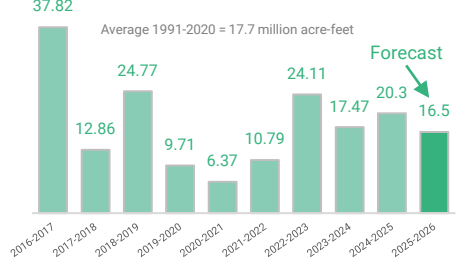
Colorado River Basin Rain

Values in inches



Sacramento River Runoff

Values in million acre-feet



2026 State Water Project Allocation

30%

Current Table A allocation set on January 29, 2026

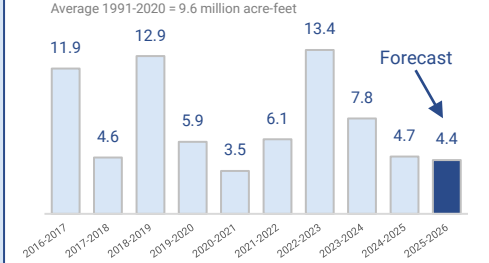
Lake Mead Chance of Operating Condition

| | 2026 | 2027* | 2028* | 2029* |
|------------------------------------------|----------------------------------------|-------|-------|-------|
| Surplus (above 1,145 ft) | 0% | 0% | 0% | 0% |
| Normal Year (between 1,075 and 1,145 ft) | 0% | 7% | 3% | 10% |
| Shortage | 1st Level (between 1,050 and 1,075 ft) | 100% | 50% | 30% |
| | 2nd Level (between 1,025 and 1,050 ft) | 0% | 40% | 53% |
| | 3rd Level (below 1,025 ft) | 0% | 3% | 13% |

* Years beyond 2026 assume continuation of current operating guidelines

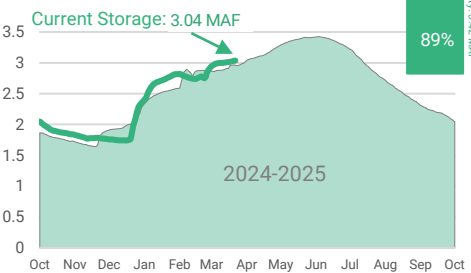
Unregulated Inflow into Lake Powell

Values in million acre-feet



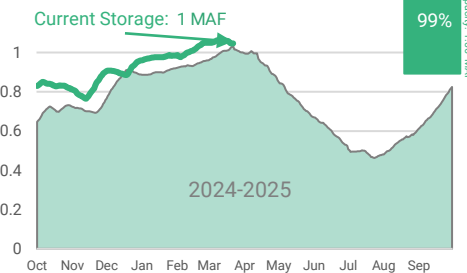
Oroville Reservoir Storage

Values in million acre-feet



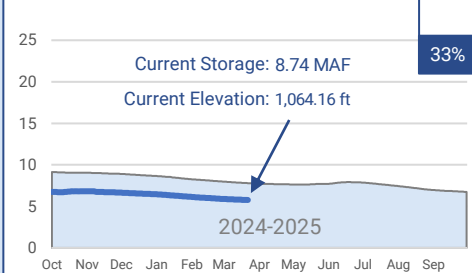
San Luis Reservoir SWP Storage

Values in million acre-feet



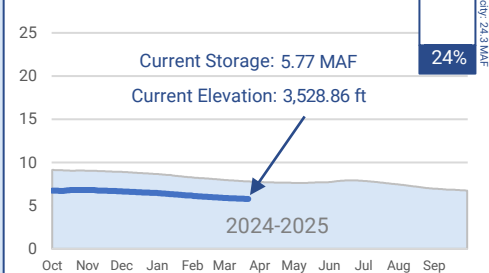
Lake Mead Storage

Values in million acre-feet



Lake Powell Storage

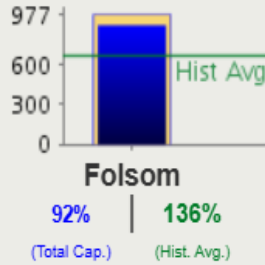
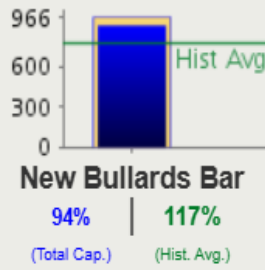
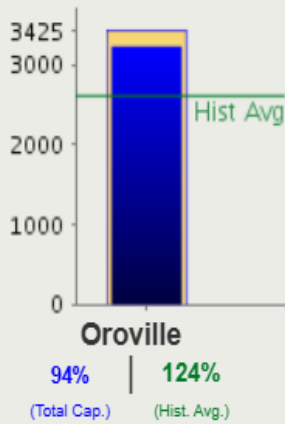
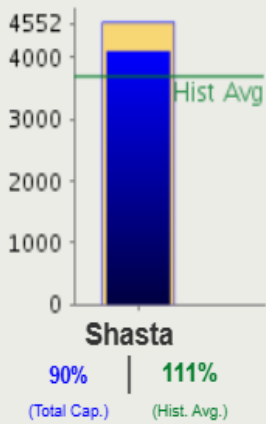
Values in million acre-feet



CURRENT CONDITIONS: MAJOR WATER SUPPLY RESERVOIRS:13-APR-2026

Data as of Midnight: 13-Apr-2026

Change Date: 13-Apr-2026



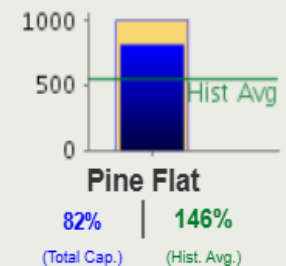
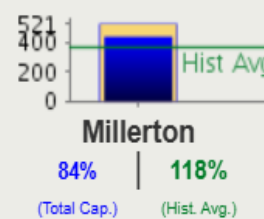

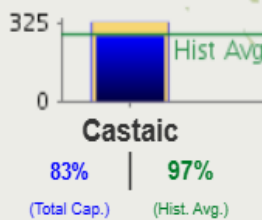
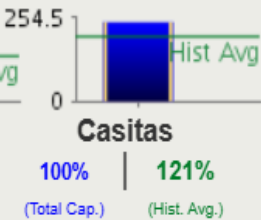
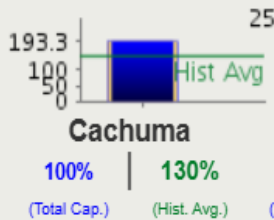
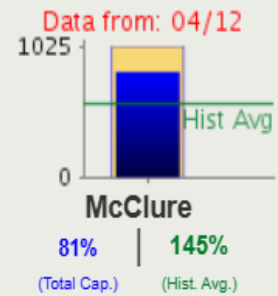
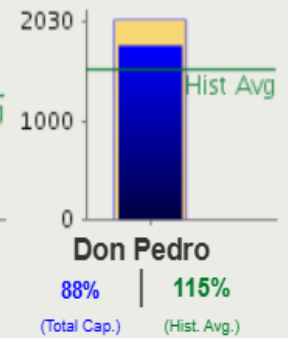
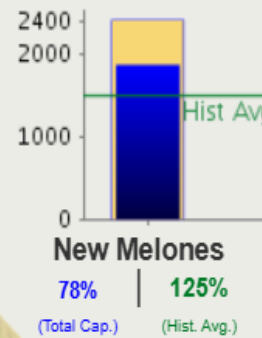
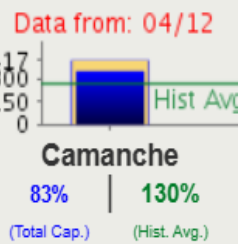
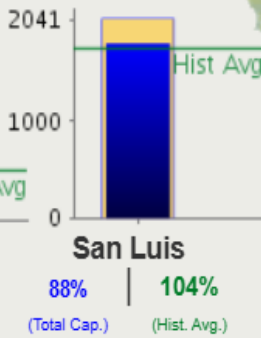
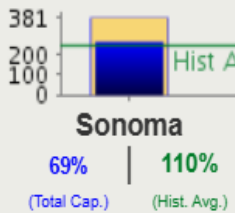
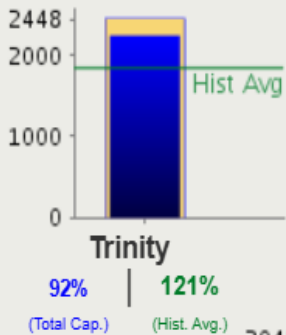
LEGEND

- Blue Bar:** Storage level for date
- Gold Bar:** Total reservoir capacity
- Green Line:** Historic level for date.

Capacity (TAF) | Historical Avg Mark

% of Capacity | % Hist. Avg.

(Click res. 3 char. code for details)



[Click to download printable version of current data.](#)

Report Generated: 14-Apr-2026 12:08 PM

The CSI link has been disabled to zoom in, for the lack of historical data.

WVWD – Staff Report



TO: Board of Directors
FROM: General Manager
DATE: April 20, 2026
SUBJECT: Pressure Regulating Station Rehabilitation – Fountain Springs (PRVFS)

Action/Discussion
 Fiscal Impact
 Resolution
 Information Only

Recommendation

The Board of Directors authorize the General Manager to execute agreements for the pressure regulating valve (PRV) rehabilitation project located at Fountain Springs Road and Brea Canyon Road, for a not to exceed amount of \$70,866 including the use of an on-call water system contractor, competitively procured materials, and specialized service providers.

Background

The Fiscal Year 2025–26 Budget appropriates \$246,900 for the rehabilitation of pressure regulating valves (PRVs) throughout the District’s system.

Staff identified the PRV at Fountain Springs Road and Brea Canyon Road requires rehabilitation to maintain system reliability, optimize pressure control, and reduce the risk of infrastructure failure. This PRV regulates water delivery from the 930 pressure zone to the 875 pressure zone and is critical to maintaining adequate storage levels at the Ambushers Reservoir.

The scope of the rehabilitation work will include:

- Replace the existing 8-inch flow control valve and associated pressure and valve-position instrumentation
- Replace 8-inch isolation valves and associated piping
- Replace electrical equipment within vault
- Install, integrate, and calibrate new instrumentation into the District’s SCADA system

The estimated cost of this rehabilitation is \$70,866. Project delivery will consist of the following components:

| Description | Price | Procurement Process |
|-------------------------------------------------------|----------|-----------------------------|
| Materials (piping, valves, fittings, instrumentation) | \$30,564 | Request for Quotes |
| On Call Water System Contractor Labor & Equipment | \$24,000 | Existing On-Call Contractor |
| Electrical Equipment & Instruments Installation | \$8,240 | Service Contract |
| SCADA Programming/Integration | \$1,620 | Service Contract |
| Subtotal | \$64,424 | |
| Contingency 10% | \$6,442 | |
| Total | \$70,866 | |

The District's Purchasing Policy establishes a formal competitive bidding threshold of \$50,000 for public works projects. While the total project cost exceeds the \$50,000 formal bidding threshold, staff's proposed procurement approach with individual vendors, including utilizing existing on-call maintenance contracts, maintains the intent of the District's Purchasing Policy by ensuring competitive pricing where appropriate and efficient delivery of specialized services.

Project delivery will consist of the following components:

Construction Services:

Construction will be performed by the District's on-call water system contractor, Doty Brothers. These services were previously awarded through a formal competitive bidding process.

Material Procurement:

All materials associated with this project are being procured through a competitive quotation process consistent with the District's standard procurement procedures.

Specialized Services:

The project includes electrical and control system integration work that requires specialized expertise. These services will be performed by NAZ Electric and Horizon Engineering Systems, both of whom are under established service contracts with the District and possess specialized familiarity with the District's control and electrical systems.

Fiscal Impact

The total estimated project cost is \$70,866 and will be funded through the FY 2025–26 PRV Rehabilitation budget. Sufficient funds are available within the approved budget.

WVWD – Staff Report



TO: Board of Directors
FROM: General Manager
DATE: April 20, 2026
SUBJECT: Ballot for the Local Agency Formation Commission (LAFCO) Special District Representative

Action/Discussion **Fiscal Impact** **Resolution** **Information Only**

Recommendation

That the Board of Directors select and authorize the Presiding Officer to cast the District’s ballot for one candidate for the LAFCO Special District Voting Member position.

Background

Since 1994 special districts in Los Angeles County have been represented by one voting member and one alternate member on the Local Agency Formation Commission. The District received a memorandum dated March 9, 2026, from Lagerlof, LLP regarding the election for the LAFCO Special District Voting Member seat for a term expiring May 2030.

Enclosed with the memorandum were ballots and candidate materials for consideration. Nominations for this position close on March 6, 2026. Each independent special district in Los Angeles County is eligible to vote for one candidate. The Board may review the candidate materials provided and determine its preferred candidate for the LAFCO Special District Voting Member position.

Per the instructions provided:

- Only one candidate may be selected
- The ballot must include the District’s name and the Presiding Officer’s signature
- Ballots must be submitted by mail to Lagerlof, LLP

Ballots must be received no later than **5:00 p.m. on Friday, May 1, 2026**, to be counted. The candidate receiving the highest number of votes will be declared elected to the LAFCO Special District Voting Member seat.

Attachments:

Lagerlof Memorandum
Ballot
Supplementary Materials



MEMORANDUM

TO: PRESIDING OFFICER OF EACH INDEPENDENT SPECIAL DISTRICT IN
LOS ANGELES COUNTY.

FROM: WILLIAM F. KRUSE

RE: BALLOT; SPECIAL DISTRICT LAFCO REPRESENTATIVE

DATE: March 9, 2026

Enclosed is the Ballot and the supplementary materials submitted for each of the candidates for Special District LAFCO **VOTING MEMBER** for the term expiring in May 2030. Nominations closed as of 5:00 p.m. on March 6, 2026.

Please vote for ONE candidate for the position. The marked ballot should be placed in the envelope marked "Ballot Envelope" and sealed. Please write the name of your agency and sign your name on the outside of the ballot envelope and return the completed ballot by mail to:

William F. Kruse, Esq.
Lagerlof, LLP
155 N. Lake Avenue, 11th Floor
Pasadena, CA 91101.

No ballot will be counted if it is missing the name of the voting agency and the signature of the Presiding Officer on the ballot envelope.

The candidate receiving the highest number of votes will be declared the Special District **Voting Member** to LAFCO.

Ballots must be returned by 5:00 p.m. on Friday, May 1, 2026.

WFK/kn
Enclosures

cc(w/ encls.): Paul Novak

Lagerlof LLP
155 N Lake Avenue, 11th Flr
Pasadena, CA 91101

Lagerlof.com
Email: wfkruise@lagerlof.com

T: (626)-793-9400
F: (626)-793-5900

BALLOT

SPECIAL DISTRICT LAFCO VOTING MEMBER

Please vote for no more than one candidate.

GARY BURNS

Occupation: Board of Directors

Sponsor: Las Virgenes Municipal Water District

VERA ROBLES DeWITT

Occupation: Board of Directors

Sponsor: Water Replenishment District of Southern California

ROBERT W. LEWIS

Occupation: Board of Directors

Sponsor: Rowland Water District

NOMINATION
OF
INDEPENDENT SPECIAL DISTRICT **VOTING MEMBER**
TO THE
LOS ANGELES COUNTY LOCAL AGENCY FORMATION COMMISSION

To: Independent Special District Selection Committee

From: Las Virgenes Municipal Water District

Date: 3/6/26

Name of Candidate: Gary Burns

Las Virgenes Municipal Water District is pleased to nominate
Gary Burns as a candidate for appointment as special district **voting**

member to the Los Angeles Local Agency Formation Commission. The nominee is an elected official or a member of the board of an independent special district appointed for a fixed term. For your consideration, we submit the following additional information together with a resume of the candidate's qualifications.

Elective office: Board of Directors

Agency: Las Virgenes Municipal Water District

Type of Agency: Special District Water and Wastewater

Term Expires: December 2026

Residence Address: 22118 Dardenne St. Calabasas CA 91302

Telephone: 818-326-2000

PLEASE ATTACH RESUME OR CANDIDATE STATEMENT (limit one page)

Las Virgenes Municipal Water District

(Name of Agency)

By: 

Its: Andy Coradeschi, Board President

NOMINATION

Local Agency Formation Commission (LAFCO):

Nomination of Candidate for Special District Board Member

Gary Burns, Candidate for LAFCO Member Position 2026

I would like to thank each district board as I am asking for your vote, to become a full member of the LAFCO Board.

It is time to add “fresh” ideas and excitement to how LAFCO communicates and operates. To that end, please call me at 818 326 2000 to discuss your specific issues. I will listen intently, absorbing your insight.

I hope to visit each of your Board Meetings via zoom or in person to introduce myself, listen to what is important to your district and provide the confidence that I can lead LAFCO into the future.

I desire to serve as a LAFCO Board Member to further serve the community, each of our districts and provide “new” and “environmental” input to the Los Angeles Region and the Supervisors we report to. Few citizens know what LAFCO accomplishes or what the initials stand for. I intend to change that.

As with the homeowners of Calabasas and the entire www.LVMWD.com area, I am available to advocate for or listen to constituents whenever needed. I pledge to do the same for ALL LAFCO Districts.

Gary Burns was elected to the Las Virgenes Municipal Water District Board in 2022. (Division 3, currently Secretary). He is the first Calabasas resident to serve on the District Water Board. **Since his time on the District Board, he has imbued his efforts with energy and the desire to effect change.** He has visited various local and state water facilities and Districts. **He is a member of ACWA, CASA, WaterReuse and has attended their conventions throughout the year, attaining insight into District, State and Water Policy. He is serving on the Business Development Committee of ACWA Region 8. He is championing a Heli-Hydrant project with Los Angeles County Fire, the City of Calabasas and the local Council of Governments.**

In his efforts to search for new sources of water, Gary has visited the future SITES Reservoir Project, the Delta Project, and various Metropolitan Water District facilities, including the in-development Carson Pure Water Plant, etc. His goal is to ensure there is a sufficient water supply for future generations, while preserving the environment in Southern California, the State of California, and the United States.

Growing up on the East Coast, Gary moved to California in 1989, watched the City of Calabasas incorporate in 1991 and has been a resident of Calabasas for the past 35 years. He attended Fairleigh Dickenson (FDU) and Hofstra University where he received a BA and Master’s in Psychology and an MBA in Business and Finance.

Gary has been President of the Mulholland Heights Homeowners Association for the past 10 years. Currently, he is a Board Member of The Valley Economic Alliance (www.thevalley.net) Community Associations Institute, 2018 - 2024 (CAI of Greater Los Angeles County), a Board Member of CAI International, National Homeowner Leaders Council 2021 – 2024 and recognized by CAI Los Angeles for Excellence in Community Leadership.

He is also a founding member of EPIC, (Emergency Preparedness in Calabasas, www.epic-fsc.com), volunteers for many local community activities, and is a Life and Health Insurance Broker (<https://garyburns.businesslinksolutions.net>).

Thank You for your vote and consideration of Gary Burns for LAFCO Board Member (818 326 2000 mobile/text)

NOMINATION
OF
INDEPENDENT SPECIAL DISTRICT **VOTING MEMBER**
TO THE
LOS ANGELES COUNTY LOCAL AGENCY FORMATION COMMISSION

To: Independent Special District Selection Committee

From: Sergio Calderon

Date: 3-3-26

Name of Candidate: Vera Robles DeWitt

Sergio Calderon is pleased to nominate
Vera Robles DeWitt as a candidate for appointment as special district **voting**

member to the Los Angeles Local Agency Formation Commission. The nominee is an elected official or a member of the board of an independent special district appointed for a fixed term. For your consideration, we submit the following additional information together with a resume of the candidate's qualifications.

Elective office: Director, Treasurer Div 5

Agency: Water Replenishment District of So Ca
WRD

Type of Agency: Groundwater Replenishment

Term Expires: Nov 2029

Residence Address: 24728 Panama Avenue
Carson, California 90745

Telephone: 310 505-8353

PLEASE ATTACH RESUME OR CANDIDATE STATEMENT (limit one page)

Water Replenishment District of So. Calif (WRD)
(Name of Agency)

By: [Signature]

Its: President, Board of Directors

NOMINATION



LAFCO

Independent Special District Member
Candidate Statement

Vera Robles DeWitt

I respectfully seek your support for my candidacy to represent you as your representative on the Local Agency Formation Commission (LAFCO) as the designee for all Independent Special Districts.

I currently serve as an elected Director for the Water Replenishment District of Southern California (WRD). I have served continuously on the WRD Board since 2018 and was overwhelmingly re-elected in November 2024. I was directly elected to represent an area with 738,851 residents that encompasses 14 special Districts; specifically, the following:

- 16 school districts
- 29 water districts
- And for geographic context 10 cities, Bellflower, Carson, Downey, Hacienda Heights, La Habra Heights, La Mirada, Norwalk, Paramount, Santa Fe Springs and Whittier along with numerous unincorporated areas of LA County.

During my tenure I have made it a point to know and visit all special districts because I want to be accessible and available to you, which is what I promise to be if you elect me as your Independent Special District representative to LAFCO.

BACKGROUND

For years I have been involved in many civic/non-profit programs. In 1992 I was the founding president of our local chapter of the Boys and Girls Club, and a founding board member of the Dominguez Family Shelter for abused and battered women. I am on the board of directors for the Carson Community Foundation and currently serve as Vice President of my local Kiwanis Club. Also, for the last eight years I've served as a member of the Executive Board for the South County Labor, AFL-CIO. And for the last 3 years have served as a board member representing a special district on the California Joint Powers Insurance Authority (JPIA) formed for mitigating the growing risks of public agencies.

I have been a homeowner since 1964, and as a single parent I raised one son, a member of IBEW Local 47 and one granddaughter who is a commercial airline pilot Captain.

I would be honored to represent you and promise to provide you with updates of LAFCO's activities so you are no longer in the dark left wondering what is going on at LAFCO, and with your support I look forward to contributing in a meaningful way to LAFCO and be a compelling voice for you and on behalf of all Independent Special Districts.

Vera Robles DeWitt
310 505.8353
Veradewitt22@gmail.com

NOMINATION
OF
INDEPENDENT SPECIAL DISTRICT **VOTING MEMBER**
TO THE
LOS ANGELES COUNTY LOCAL AGENCY FORMATION COMMISSION

To: Independent Special District Selection Committee

From: Rowland Water District

Date: February 23, 2026

Name of Candidate: Robert W. Lewis

Rowland Water District is pleased to nominate
Robert W. Lewis as a candidate for appointment as special district **voting**

member to the Los Angeles Local Agency Formation Commission. The nominee is an elected official or a member of the board of an independent special district appointed for a fixed term. For your consideration, we submit the following additional information together with a resume of the candidate's qualifications.

Elective office: Director, Division IV

Agency: Rowland Water District

Type of Agency: Special District Water Agency

Term Expires: December 2026

Residence Address: 2231 S. Fullerton Road Unit #8,
Rowland Heights, CA 91748

Telephone: 626-964-0875

PLEASE ATTACH RESUME OR CANDIDATE STATEMENT (limit one page)

Rowland Water District

(Name of Agency)

By: [Signature]

Its: Board President

NOMINATION



LAFCO Candidate Statement

Robert W. Lewis

As the incumbent Special District Voting Member to the Los Angeles County Local Agency Formation Commission, I am respectfully seeking reappointment to continue the work I have been privileged to take part in. With nearly 34 years of service to Rowland Water District and its ratepayers, and direct experience serving on this Commission, I bring institutional knowledge and operational continuity that serves LAFCO and the public it represents.

Residents rightly expect their government to operate with full transparency and accountability. As LAFCO's special district representative, I have embraced that responsibility in every matter before the Commission. Whether reviewing agency boundaries, evaluating service adequacy, or weighing consolidation decisions, I have applied a consistent standard: the public must be able to understand what is being decided, why it is being decided, and how it serves their interests. Reappointment means that standard continues without interruption.

My career in local government began on the City of Fullerton's Redevelopment Commission and has grown into decades of active participation across regional water, utility, and policy bodies. This experience has given me a firsthand understanding of how agencies interact, where collaboration succeeds, and where gaps in coordination create real costs for communities. I currently represent Rowland Water District across the following:



Association of California Water Agencies (ACWA) Region 8 Board Member; ACWA is a statewide industry group that monitors and influences legislation and policies affecting water supply



ACWA/Joint Powers Insurance Authority Alternate Voting Representative



Puente Basin Water Agency Board of Commissioners, this commission coordinates and secures supplemental funding for projects that improve regional water quality



California Municipal Utilities Association (CMUA); this association represents its members' interests on energy and water issues before the California Legislature, the Governor's Office, and regulatory bodies



San Gabriel Valley Regional Chamber of Commerce Government Affairs Committee Member



Several LAFCO Committees, including the Special Districts Ad Hoc Committee in the 1990s which was instrumental in establishing the LAFCO Special Districts seat, a seat I have now had the honor of holding as the incumbent voting member.

Continuity at the Commission level produces results. As the sitting voting member, I have developed working relationships with fellow commissioners, county staff, and agency representatives that allow business to move forward efficiently and collaboratively. The institutional memory I hold, from the history of the Special Districts seat itself to the current landscape of service challenges across Los Angeles County, is an asset that reappointment preserves.

I am proud of the record built during my tenure and remain fully committed to the responsibilities this seat carries. I respectfully request reappointment as the Special District Voting Member to LAFCO for the County of Los Angeles and look forward to continuing this important work on behalf of the districts and residents we serve.



MEMORANDUM

TO: PRESIDING OFFICER OF EACH INDEPENDENT SPECIAL DISTRICT IN
LOS ANGELES COUNTY

FROM: WILLIAM F. KRUSE

RE: ELECTION OF LAFCO ALTERNATE REPRESENTATIVE (UNOPPOSED)

DATE: March 9, 2026

The nomination for LAFCO Alternate Representative closed as of 5:00 p.m. on March 6, 2026. One (1) nomination was received for LAFCO Alternate Representative. The results are as follows:

JORGE MARQUEZ

Mr. Marquez will serve as Alternate LAFCO Representative with his term beginning on Monday, May 4, 2026.

WFK/kn
Enclosures

cc(w/ encls.): Paul Novak

Lagerlof LLP
155 N Lake Avenue, 11th Flr
Pasadena, CA 91101

Lagerlof.com
Email: wfkruise@lagerlof.com

T: (626)-793-9400
F: (626)-793-5900

OF
INDEPENDENT SPECIAL DISTRICT **ALTERNATE MEMBER**
TO THE
LOS ANGELES COUNTY LOCAL AGENCY FORMATION COMMISSION

To: Independent Special District Selection Committee
From: Three Valleys Municipal Water District
Date: February 10, 2026
Name of Candidate: Jorge Marquez

Three Valleys Municipal Water District is pleased to nominate
Jorge Marquez as a candidate for appointment as special district **alternate member** to the Los Angeles Local Agency Formation Commission. The nominee is an elected official or a member of the board of an independent special district appointed for a fixed term. For your consideration, we submit the following additional information together with a resume of the candidate's qualifications.

Elective office: Board of Directors

Agency: Three Valleys Municipal Water District

Type of Agency: Special District - Wholesale Water Agency

Term Expires: December 2028

Residence Address: 1747 Home Terrace Dr., Pomona, CA 91768

Telephone: 626-991-0247

PLEASE ATTACH RESUME OR CANDIDATE STATEMENT (limit one page)

Three Valleys Municipal Water District

(Name of Agency)

By: Matthew H. Litchfield, P.E.

Its: General Manager/Chief Engineer



RESUME FOR LOCAL AGENCY FORMATION COMMISSION FOR THE COUNTY OF LOS ANGELES

Alternate Member

JORGE A. MARQUEZ

DIRECTOR, THREE VALLEYS MWD

CONTACT



626-991-0247



jmarquez@tvmwd.com



www.tvmwd.com

PERSONAL

- Real Estate Agent
- Government Affairs Consultant
- Married and a Father
- Member of Various Service Clubs
- Educator

EDUCATION

- **B.A Political Science & Minor
Communications Studies**
Cal Poly Pomona
2006

PUBLIC SERVICE HISTORY

I respectfully submit my resume for the alternate member position for LAFCO. I have two decades of experience in legislative affairs and local government across Los Angeles County and the San Gabriel Valley. My career in public service began in 2006 as a legislative staffer in the California State Assembly and later the State Senate, where for 12 years I worked on policy issues including water, housing, and public safety. In 2013, I was elected to the Covina City Council, where I served until 2022. During my tenure, I represented the region on multiple regional governing bodies. In 2024, I was elected to the Three Valleys Municipal Water District. This combination of state legislative experience and local elected service has prepared me to be a collaborative and effective partner for this position.

PUBLIC SERVICE TIMELINE HIGHLIGHTS

- **COVINA CITY COUNCIL**

2013-2022 (City Council) Mayor (2017-2018; 2021-2022)

- **SAN GABRIEL BASIN WATER QUALITY AUTHORITY**

2017-2022 (Boardmember) Chairman (2017-2020)

- **SOUTHERN CALIFORNIA ASSOCIATION OF GOVERNMENTS**

2019-2022 (Regional Councilmember District 33)

2020-2022 (Chairman Community, Economic, and Human Development Committee)

- **THREE VALLEYS MUNICIPAL WATER DISTRICT**

2024-present (Director Division 6)

WVWD – Staff Report



TO: Board of Directors
FROM: General Manager
SUBMITTED BY: Executive Services Administrator
DATE: April 20, 2026
SUBJECT: District Election Candidate Statements for Divisions II and III and Adoption of WVWD Election Services Resolution No. 04-26-753

Action/Discussion **Fiscal Impact** **Resolution** **Information Only**

Recommendation

That the Board of Directors consider and approve staff’s recommendation to:

- (1) Continue to have candidates pay candidate statement printing, handling, and mailing costs at the time of filing in connection with the November 3, 2026, general election,
- (2) Maintain the maximum 400-word limitation for candidate campaign statements,
- (3) Approve that the District pays its pro rata share of the election costs, (same as approved for the 2024 election cycle),
- (4) Adopt WVWD Resolution No. 04-26-753 requesting the Los Angeles County Board of Supervisors to permit the Registrar-Recorder/County Clerk to render election services for the November 3, 2026, District election.

Background

Divisions II and III are scheduled for election on November 3, 2026. As is the case each time a District election occurs, the Los Angeles County Registrar-Recorder’s office requires that the District complete the enclosed questionnaire and adopt a resolution requesting the Board of Supervisors permit the Registrar-Recorder to render election services, all which is due no later than May 1, 2026. To fully comply with the Registrar-Recorder’s request, it will be necessary for the Board to decide as to:

- Who will pay the costs to print and mail candidate statements
- When such payment will be made
- Word limitation of candidate statements, 200 or 400

This process also obligates the District to pay our pro rata share of the election expense (funding will be proposed in the FY 2026-27 budget). In the past, the Board has determined that candidates would pay the estimated costs to print and mail candidate statements at the time of their filing.

Attachment

L.A. County Election Coordination Unit Transmittal Documentation
Resolution No. 04-26-753



LOS ANGELES COUNTY REGISTRAR-RECORDER/COUNTY CLERK

ROSTER OF OFFICEHOLDERS FOR LOCAL JURISDICTIONS (For School and Special Districts)

DEAN C. LOGAN
Registrar-Recorder/County Clerk

| | |
|------------------------------------------------------------------------------------------------------------------------------------------------------------------------------------------------------------------------------------------------------------------------------------------------------------------------------------------------------------------------------------------------------------------------------------------------------------------------------------------|-----------------------------------------------------------------------------------------------------------------------------------------------|
| DISTRICT NAME: | |
| DISTRICT TYPE (select one): <input type="checkbox"/> School District <input type="checkbox"/> Special District | |
| Please select one of the following: <input type="checkbox"/> SUPERINTENDENT <input type="checkbox"/> MANAGER <input type="checkbox"/> SECRETARY | |
| NAME: | TITLE: |
| CONTACT PERSON (If different from above) | |
| NAME: | TITLE: |
| MAILING ADDRESS: _____ | |
| STREET | CITY |
| ZIP | |
| PHONE NUMBER (Public Use Only): | FAX NUMBER: |
| PHONE NUMBER (RR/CC Use Only): | BUSINESS HOURS: |
| PRIMARY EMAIL: | SECONDARY EMAIL: |
| AUTHORIZED REPRESENTATIVE | |
| NAME: | TITLE: |
| SIGNATURE: | DATE: |
| POLITICAL REFORM ACT | |
| Officeholders who receive a salary and/or compensation from the district (excluding contributions to insurance plans and other fringe benefits), averaging \$200 or more per month , are required to file semi-annual campaign statements. This applies whether or not they had any campaign activity. To assist this office in notifying your officeholders of their filing obligations, please indicate their monthly threshold by checking one of the appropriate boxes below. | |
| Monthly Threshold is: | <input type="checkbox"/> Less than \$ 200 <input type="checkbox"/> More than \$200 |
| Please provide the following information for any officeholder whom, to your knowledge was and/or is a candidate for an election held between January 1 and June 30. | |
| NAME: | ELECTION DATE: |
| NAME: | ELECTION DATE: |
| Will your District hold an election this year? <input type="checkbox"/> YES <input type="checkbox"/> NO | |
| If yes , return completed roster via email to: ECU@rrcc.lacounty.gov | If no , return completed roster via email to: CFD@rrcc.lacounty.gov |
| Fax Number: (562) 406-2149 | Fax Number: (562) 651-2548 |
| Mailing Address: Registrar-Recorder/County Clerk Attn: Election Coordination Unit 12400 Imperial Highway, Room 2013A Norwalk, CA | Mailing Address: Registrar-Recorder/County Clerk Attn: Campaign Finance Section 12400 Imperial Highway, Room 2003 Norwalk, CA |

| CANDIDATE STATEMENTS | | |
|----------------------------------------------------------------------------------------------------------------------------------------------------------------------------------------------------|-----------------------------------------------------------------------|---------------------------------------------------------------------------|
| This is to inform you that the governing body of the above named district, by resolution dated _____ adopted the following policy regarding filing of Candidate Statements for district elections: | | |
| NUMBER OF WORDS ALLOWED (please select one): | <input type="checkbox"/> 200 Word Limitation | <input type="checkbox"/> 400 Word Limitation |
| PAYMENT METHOD (please select one): | | |
| <input type="checkbox"/> Payment must be made by candidate at the time of filing. | <input type="checkbox"/> District will bear costs for all statements. | <input type="checkbox"/> District will bill candidate after the election. |
| <input type="checkbox"/> Other: _____ | | |
| Copy of the resolution and/or board minutes is: <input type="checkbox"/> Enclosed <input type="checkbox"/> Forthcoming | | |

OFFICEHOLDERS

List each current Officeholder. Officers should be listed by term date order; least to greatest.
Note: You may not use the District address or phone number.

IMPORTANT DEFINITIONS

- Appointed Provisionally: Refers to a qualified individual who was appointed in between regularly scheduled elections
- Appointed in Lieu: Refers to a candidate who was appointed following cancelation of an election due to insufficient candidates
- Date Term Expires: Refers to the date when an Officeholder’s term ends
- Unexpired Term: Refers to a term that is still in progress and has not yet been completed

| | | |
|--------------------------------------------------------|---------------------------------------------------------------------------------------------------------------------------------------------------------------------------------------|-----------------------------------------|
| NAME: | Select one of the following: <input type="checkbox"/> Appointed Provisionally <input type="checkbox"/> Appointed in Lieu <input type="checkbox"/> Elected | |
| LAST FIRST MIDDLE INITIAL | | |
| PO BOX OR RESIDENTIAL ADDRESS: | | |
| STREET CITY ZIP | | |
| PHONE NUMBER: EMAIL: | Date Appointed/Elected: | |
| Name of preceding officeholder: | | |
| LAST FIRST MIDDLE INITIAL | Date Term Expires: | |
| DIVISION/DISTRICT TRUSTEE AREA NUMBER: (If applicable) | | |
| | | <input type="checkbox"/> Unexpired Term |

| | | |
|--------------------------------------------------------|---------------------------------------------------------------------------------------------------------------------------------------------------------------------------------------|-----------------------------------------|
| NAME: | Select one of the following: <input type="checkbox"/> Appointed Provisionally <input type="checkbox"/> Appointed in Lieu <input type="checkbox"/> Elected | |
| LAST FIRST MIDDLE INITIAL | | |
| PO BOX OR RESIDENTIAL ADDRESS: | | |
| STREET CITY ZIP | | |
| PHONE NUMBER: EMAIL: | Date Appointed/Elected: | |
| Name of preceding officeholder: | | |
| LAST FIRST MIDDLE INITIAL | Date Term Expires: | |
| DIVISION/DISTRICT TRUSTEE AREA NUMBER: (If applicable) | | |
| | | <input type="checkbox"/> Unexpired Term |

RESOLUTION NO. 04-26-753

A RESOLUTION OF THE BOARD OF DIRECTORS OF WALNUT VALLEY WATER DISTRICT REQUESTING THE BOARD OF SUPERVISORS OF THE COUNTY OF LOS ANGELES PERMIT THE REGISTRAR-RECORDER/COUNTY CLERK TO RENDER ELECTION SERVICES FOR AN ELECTION OF WALNUT VALLEY WATER DISTRICT TO BE HELD ON NOVEMBER 3, 2026

WHEREAS, the California Elections Code permits special districts electing governing board members to call an election;

WHEREAS, an election in the Walnut Valley Water District is to be held on Tuesday, November 3, 2026, for the purpose of electing two members of the Board of Directors of said District; and

WHEREAS, the Board of Directors believes that it is desirable that said election be conducted with the General District Elections to be held on the same date and that within said District the precincts, polling places, and election officers of the election be the same, and that the Registrar-Recorder/County Clerk of the County of Los Angeles canvass the returns of the election and that said District election be held in all respects as if there were only one election.

NOW, THEREFORE, THE BOARD OF DIRECTORS OF WALNUT VALLEY WATER DISTRICT HEREBY RESOLVES, DETERMINES, AND ORDERS AS FOLLOWS:

1. That an election is hereby called by the Board of Directors of the Walnut Valley Water District to be held on November 3, 2026, for the purpose of electing two members to the Board of Directors.
2. That pursuant to the requirements of Section 10403 of the Elections Code, the Board of Supervisors of the County of Los Angeles is hereby requested to consent and agree to conduct the Walnut Valley Water District election with Tuesday, November 3, 2026, Statewide General Election for the purpose of electing members to the Board of Directors of said District.
3. Said Registrar-Recorder/County Clerk is hereby authorized to canvass the returns of the Walnut Valley Water District election.
4. Said Board of Supervisors is hereby requested to issue instructions to the Registrar-Recorder/County Clerk to take any steps necessary for the holding of said election.
5. Walnut Valley Water District shall pay in full its pro rata share of the expenses for the conduct of the election.
6. Walnut Valley Water District shall require each candidate to pay in advance his or her pro rata share of the printing, handling, and mailing costs of his/her candidate statement as a condition to having it included in the voter's sample ballot pamphlet.
7. The word limit for candidate's statements shall be 400 words.
8. That the General Manager is hereby directed to file a certified copy of this resolution with the Board of Supervisors and the Registrar-Recorder/County Clerk of the County of Los Angeles.

PASSED, APPROVED, AND ADOPTED by the Board of Directors of Walnut Valley Water District at a public meeting thereof duly called and held this 20th day of April 2026, by the following roll call vote:

AYES:

NOES:

ABSENT:

ABSTAIN:

Jerry Tang
President, Board of Directors

ATTEST:

Sheryl L. Shaw, P.E.
Secretary, Board of Directors