





**MINUTES OF THE EIGHT HUNDRED AND FIFTH MEETING OF THE  
POMONA-WALNUT-ROWLAND JOINT WATER LINE COMMISSION**

**February 12, 2026**  
**At the Offices of the Walnut Valley Water District**  
235 S Brea Canyon Rd. Walnut, CA 91789

**PRESENT:**

Commissioner Tony Lima  
Alternate Commissioner Chris Diggs  
Commissioner Scarlett Kwong (Virtual)  
Alternate Commissioner Edwin Hilden

**STAFF PRESENT:**

Tom Monk, Administrative Officer  
Myra Malner, Treasurer  
Carmen Fleming, Secretary

**ABSENT:**

Commissioner Bellah  
Commissioner Victor Preciado  
Alternate Commissioner Lorraine Canales

The meeting was called to order at 4:01p.m. with Commissioner Lima presiding.

In attendance: Member agency representatives Ms. Gabby Palomares, Mr. Tom Coleman, and Mr. Dusty Moasio; of Rowland Water District; and Ms. Sherry Shaw, and Mr. Jared Macias; of Walnut Valley Water District; Ms. Jody Roberto, and Mr. Carlos Goytia, Director; of Three Valleys Municipal Water District.

**Item 3: Public Comment**

- ◆ There was no public comment at this time.

**Item 4: Late Business**

- ◆ There was no public comment at this time.

**Item 5: Rotation of Officers**

- ◆ The Commission was asked to approve the rotation of officers for the 2026 calendar year in accordance with the Joint Water Line's Bylaws, as follows:
  - Vice President Lima will ascend to the position of President;
  - Commissioner Preciado will ascend to the position of Vice President, and
  - President Kwong will be Commissioner.

*Upon consideration thereof, it was moved by Commissioner Lima, seconded by Commissioner Kwong and carried (3-0), to approve the rotation of officers for the 2026 calendar year as follows: President Lima, Vice President Preciado, and Commissioner Kwong.*

**Commissioner Lima indicated that the motion was approved by a 3-0 vote**

**Item 6: Approval of Minutes for Meeting Held October 9, 2025**

- ◆ The Commission was asked to approve the meeting minutes for the Commission meeting held October 9, 2025.

*Upon consideration thereof, it was moved by Commissioner Kwong, seconded by Commissioner Diggs and carried (3-0), to approve the minutes of October 9, 2025.*

**Commissioner Lima indicated that the motion was approved by a 3-0 vote**

**Item 7: Approval of Warrants and Charges Paid October 2025 through January 2026**

- ◆ The Commission was provided with a List of Warrants and Charges for October 2025 through January 2026.

*Upon consideration thereof, it was moved by Commissioner Diggs, seconded by Commissioner Kwong and unanimously carried (3-0), to receive and file the Warrants and Charges for October 2025 through January 2026.*

**Commissioner Lima indicated that the motion was approved by a 3-0 vote**

**Item 8: Approval of Financial Reports**

- ◆ Ms. Malner noted the Balance Sheet, the Statement of Income & Expenses, and the Investment Report as provided and requested they be approved, received, and filed.

*Upon consideration thereof, it was moved by Commissioner Diggs seconded by Commissioner Kwong and unanimously carried (3-0), to approve, receive, and file the Balance Sheet ending December 31, 2025, the Statement of Income & Expenses as of quarter ending December 31, 2025, and Investment Report as of quarter ending December 31, 2025.*

**Commissioner Lima indicated that the motion was approved by a 3-0 vote**

**Item 9: Three Valleys Municipal Water District**

- ◆ TVMWD staff noted that the Leadership Breakfast will be held February 26, 2026, and the Metropolitan Water District proposed rates will be discussed at the upcoming March meeting.

**Item 10: Administrative Report**

- ◆ There were no administrative matters to report at this time.

**Item 11: Operations Report**

- ◆ The Commission was provided with the Operations Report for the period ending November 30, 2025.

**Item 12: Water Use Reports for September through December 2025**

- ◆ The Commission was asked to receive and file the Water Usage Reports for September through December 2025, as presented.

*Upon consideration thereof, it was moved by Commissioner Diggs, seconded by Commissioner Kwong and unanimously carried (3-0), to receive and file the Water Use Reports for September through December 2025.*

**Commissioner Lima indicated that the motion was approved by a 3-0 vote**

**Item 13: Commissioners Questions and Comments**

- ◆ There were no Commissioner questions or comments at this time.

**Item 14: Subjects for Discussion at Future Meetings**

- ◆ There were no items requested for discussion at future meetings.

**Item 15: Adjournment at 4:19 p.m.**

*With no further items for discussion, the Pomona-Walnut-Rowland Joint Water Line Commission meeting adjourned at 4:19p.m.*

# **POMONA-WALNUT-ROWLAND JOINT WATER LINE COMMISSION**

235 South Brea Canyon Road  
Walnut, California 91789-3002  
(909) 595-7554

## **MEMORANDUM**

**TO:** Commissioners Hilden, Lima, and Preciado      **DATE:** June 11, 2026  
**FROM:** Tom Monk, Administrative Officer  
**SUBJECT:** Rotation of Officers

At the February 12, 2026 meeting, the approved officer rotation for the 2026 calendar year was inadvertently reflected incorrectly in the record. The correct officer assignments for 2026 are as follows:


- President Kwong;
- Vice President Lima; and
- Commissioner Preciado

The Commission is requested to approve the corrected officer assignments for the 2026 calendar year.



**POMONA-WALNUT-ROWLAND JOINT WATER LINE COMMISSION**  
**LIST OF WARRANTS & CHARGES**  
**FEBRUARY 2026**

Check No.	Payee	Inv. Date	Description	Amount
11960	Caselle, Inc.	2/3/2026	Contract Support and Maint. for 2/1/26 to 2/28/26	\$ 160.00
<b>Total</b>				<b>\$ 160.00</b>
EFT	Three Valleys Municipal Water District	12/31/2025	PM-15A	\$ 425,557.60
		12/31/2025	PM-21	\$ 1,499,893.00
		12/31/2025	TVMWD Capacity	\$ 8,694.76
		12/31/2025	TVMWD Water Use	\$ 9,034.66
		12/31/2025	MWD Capacity	\$ 28,623.28
<b>Total</b>				<b>\$ 1,971,803.30</b>
<b>Total Expenditures</b>				<b>\$ 1,971,963.30</b>



**POMONA-WALNUT-ROWLAND JOINT WATER LINE COMMISSION**  
**LIST OF WARRANTS & CHARGES**  
**MARCH 2026**

Check No.	Payee	Inv. Date	Description	Amount
11961	Caselle, Inc.	3/3/2026	Contract Support and Maint. for 3/1/26 to 3/31/26	\$ 160.00
<b>Total</b>				<b>\$ 160.00</b>
11962	Lagerlof, LLP	2/28/2026	Legal-General Matters	\$ 42.50
<b>Total</b>				<b>\$ 42.50</b>
EFT	Three Valleys Municipal Water District	1/31/2026	PM-15A	\$ 498,576.00
		1/31/2026	PM-15B	\$ 468.00
		1/31/2026	PM-21	\$ 1,551,264.00
		1/31/2026	LRP Credit (City of Pomona)	\$ (10,780.00)
		1/31/2026	TVMWD Capacity	\$ 10,876.73
		1/31/2026	TVMWD Water Use	\$ 11,266.11
		1/31/2026	MWD Capacity	\$ 26,490.35
<b>Total</b>				<b>\$ 2,088,161.19</b>
<b>Total Expenditures</b>				<b>\$ 2,088,363.69</b>




**POMONA-WALNUT-ROWLAND JOINT WATER LINE COMMISSION**  
**LIST OF WARRANTS & CHARGES**  
**APRIL 2026**

Check No.	Payee	Inv. Date	Description	Amount
11963	Caselle, Inc.	4/1/2026	<i>Contract Support and Maint. for 4/1/26 to 4/30/26</i>	\$ 160.00
		<b>Total</b>		<b>\$ 160.00</b>
11964	Rowland Water District	3/31/2026	<i>Treasurer Fees</i>	\$ 3,000.00
		<b>Total</b>		<b>\$ 3,000.00</b>
11965	Walnut Valley Water District	3/31/2026	<i>Administrative, Ops, Secretary</i>	\$ 13,500.00
		3/31/2026	<i>USA Markups</i>	\$ 5,320.00
		3/31/2026	<i>Mileage</i>	\$ 582.90
		3/31/2026	<i>Calibration</i>	\$ 430.01
		3/31/2026	<i>Eurofins</i>	\$ 480.00
		3/31/2026	<i>Naz Electric</i>	\$ 3,960.00
		<b>Total</b>		<b>\$ 24,272.91</b>
EFT	Three Valleys Municipal Water District	2/28/2026	<i>PM-15A</i>	\$ 543,768.00
		2/28/2026	<i>PM-15B</i>	\$ 1,248.00
		2/28/2026	<i>PM-21</i>	\$ 1,325,844.00
		2/28/2026	<i>LRP Credit (City of Pomona)</i>	\$ (20,570.00)
		2/28/2026	<i>TVMWD Capacity</i>	\$ 10,876.73
		2/28/2026	<i>TVMWD Water Use</i>	\$ 11,266.11
		2/28/2026	<i>MWD Capacity</i>	\$ 26,490.35
<b>Total</b>		<b>\$ 1,898,923.19</b>		
<b>Total Expenditures</b>				<b>\$ 1,926,356.10</b>



**POMONA-WALNUT-ROWLAND JOINT WATER LINE COMMISSION**  
**LIST OF WARRANTS & CHARGES**  
**MAY 2026**

Check No.	Payee	Inv. Date	Description	Amount
11966	Caselle, Inc.	10/1/2025	<i>Contract Support and Maint. for 10/1/25 to 10/31/25 and 5/1/26 to 5/31/26</i>	\$ 349.00
		5/1/2026		
<b>Total</b>				<b>\$ 349.00</b>
EFT	Three Valleys Municipal Water District	3/31/2026	<i>PM-15A</i>	\$ 555,828.00
		3/31/2026	<i>PM-15B</i>	\$ 1,233,492.00
		3/31/2026	<i>PM-21</i>	\$ 896,220.00
		3/31/2026	<i>Pumpback Credit</i>	\$ (305,604.00)
		3/31/2026	<i>TVMWD Capacity</i>	\$ 10,876.73
		3/31/2026	<i>TVMWD Water Use</i>	\$ 11,266.11
		3/31/2026	<i>MWD Capacity</i>	\$ 26,490.35
<b>Total</b>				<b>\$ 2,428,569.19</b>
<b>Total Expenditures</b>				<b>\$ 2,428,918.19</b>



**POMONA-WALNUT-ROWLAND JWLC**  
**BALANCE SHEET**  
**MARCH 2026**


<b>1 Assets</b>		
<b>2 Cash &amp; Investments</b>		
3 Citizens Business Bank	\$	370,395
4 LAIF		1,691,941
5 LAIF - Fair Market Value		1,963
<b>6 Total Cash &amp; Investments</b>		<b>2,064,299</b>
<b>7 Other Current Assets</b>		
8 Accounts Receivable - Water Sales		4,360,886
9 Interest Receivable		16,580
10 Prepaid Expenses		1,511
<b>11 Total Other Current Assets</b>		<b>4,378,977</b>
<b>12 Fixed Assets</b>		
13 Pipeline		2,281,203
14 Service Connections		85,277
15 Telemetry System		104,000
16 Accumulated Depreciation		(1,105,075)
<b>17 Total Fixed Assets</b>		<b>1,365,406</b>
<b>18 Total Assets</b>	<b>\$</b>	<b>7,808,681</b>
<b>19 Liabilities &amp; Fund Balance</b>		
<b>20 Current Liabilities</b>		
21 Accounts Payable	\$	4,345,765
<b>22 Total Current Liabilities</b>		<b>4,345,765</b>
<b>23 Fund Balance</b>		
24 Net Investment in Fixed Assets		1,322,853
25 Unappropriated Surplus		841,536
26 Retained Earnings		1,203,078
27 Net Income		95,449
<b>28 Total Fund Balance</b>		<b>3,462,916</b>
<b>29 Total Liabilities &amp; Fund Balance</b>	<b>\$</b>	<b>7,808,681</b>



**POMONA-WALNUT-ROWLAND JWLC**  
**STATEMENT OF INCOME & EXPENSES**  
**For The Period Ending March 31, 2026**

	<b>MARCH 2026 YTD</b>	<b>ANNUAL BUDGET</b>	<b>\$ DIFFERENCE</b>	<b>% OF BUDGET</b>
<b>1 Income</b>				
2 Water Sales				
3 MWD PM-15	9,872,521	22,619,695	(12,747,174)	44%
4 TVMWD PM-21	11,007,243	-	11,007,243	0%
5 Total Water Sales	20,879,764	22,619,695	(1,739,931)	92%
6 Fixed Charges				
7 MWD CRC Charge	251,211	330,682	(79,471)	76%
8 TVMWD Connected Capacity	84,799	117,429	(32,630)	72%
9 TVMWD Water Use Charge	88,006	121,805	(33,799)	72%
10 Total Fixed Charges	424,016	569,916	(145,900)	74%
11 Replacement				
12 Replacement Charge	37,556	50,074	(12,519)	75%
13 Total Replacement	37,556	50,074	(12,519)	75%
14 Admin. Budget Assessment	89,625	119,500	(29,875)	75%
15 Interest Income	52,375	7,000	45,375	748%
16 Unrealized Gain on Investment	-	-	-	0%
17 Other Income	-	-	-	0%
<b>18 Total Income</b>	<b>\$ 21,483,335</b>	<b>\$ 23,366,185</b>	<b>\$ (1,882,850)</b>	<b>92%</b>
<b>19 Expenses</b>				
20 Water Purchases				
21 MWD PM-15	9,872,522	22,619,695	(12,747,174)	44%
22 TVMWD PM-21	11,007,243	-	11,007,243	0%
23 Total Water Purchases	20,879,764	22,619,695	(1,739,931)	92%
24 Fixed Charges				
25 MWD Capacity Charge	251,211	330,682	(79,471)	76%
26 TVMWD Connected Capacity	84,799	117,429	(32,630)	72%
27 TVMWD Water Use Charge	88,006	121,805	(33,799)	72%
28 Total Fixed Charges	424,016	569,916	(145,900)	74%
29 Equipment & Line Maintenance	23,341	31,500	(8,159)	74%
30 Depreciation	-	-	-	0%
31 Contract Services				
32 WVWD	40,500	54,000	(13,500)	75%
33 RWD	9,000	12,000	(3,000)	75%
34 Total Contract Services	49,500	66,000	(16,500)	75%
35 Administrative				
36 Legal	43	5,000	(4,958)	1%
37 Insurance	2,275	3,000	(725)	76%
38 Audit & Bookkeeping	5,500	6,000	(500)	92%
39 Other Admin Costs / Supplies	1,280	5,000	(3,720)	26%
40 ACWA Dues	2,167	3,000	(833)	72%
41 Total Administrative	11,264	22,000	(10,736)	51%
42 Project Development	-	450,000	(450,000)	0%
<b>43 Total Expenses</b>	<b>\$ 21,387,886</b>	<b>\$ 23,759,111</b>	<b>\$ (2,371,225)</b>	<b>90%</b>
<b>44 Net Income</b>	<b>\$ 95,449</b>	<b>\$ (392,926)</b>	<b>\$ 488,375</b>	<b>-24%</b>


*No assurance is provided on these financial statements. The financial statements do not include a statement of cash flows. Substantially all disclosures required by accounting principles generally accepted in the United States are not included.*



**POMONA-WALNUT-ROWLAND JWLC**  
**INVESTMENT REPORT**  
*For The Period Ending January 31, 2026*

Account Type	Issuer	Par Value	Market Value	Coupon Rate	Effective Yield	Accrued Interest Current Quarter*	Interest Deposited Fiscal YTD	Total Accrued & Deposited Interest Fiscal YTD	% of Portfolio
Investment Account	Local Agency Investment Fund	\$ 1,691,941	\$ 1,695,206	3.93%	3.93%	\$ -	\$ 53,742	\$ 53,742	69.23%
Checking	Citizens Business Bank	\$ 753,600	\$ 753,600	0.00%	0.00%	N/A	N/A	N/A	30.77%
<b>Total Cash &amp; Investments</b>		<b>\$ 2,445,541</b>	<b>\$ 2,448,805</b>	<b>2.72%</b>	<b>2.72%</b>	<b>\$ -</b>	<b>\$ 53,742</b>	<b>\$ 53,742</b>	<b>100.00%</b>
				<i>Weighted Average %</i>					


*All investments listed in this report comply with the Commission's Statement of Investment Policy. The Commission's cash balances and investment portfolio provides sufficient cash flow and liquidity to meet all normal obligations, excluding the purchase of water, for at least a six month period of time. All investment interest values shown above are based on annual rates of return.*



**POMONA-WALNUT-ROWLAND JWLC**  
**INVESTMENT REPORT**  
*For The Period Ending February 28, 2026*

Account Type	Issuer	Par Value	Market Value	Coupon Rate	Effective Yield	Accrued Interest Current Quarter*	Interest Deposited Fiscal YTD	Total Accrued & Deposited Interest Fiscal YTD	% of Portfolio
Investment Account	Local Agency Investment Fund	\$ 1,691,941	\$ 1,695,632	3.87%	3.87%	\$ -	\$ 53,742	\$ 53,742	82.06%
Checking	Citizens Business Bank	\$ 370,598	\$ 370,598	0.00%	0.00%	N/A	N/A	N/A	17.94%
<b>Total Cash &amp; Investments</b>		<b>\$ 2,062,538</b>	<b>\$ 2,066,229</b>	<b>3.18%</b>	<b>3.18%</b>	<b>\$ -</b>	<b>\$ 53,742</b>	<b>\$ 53,742</b>	<b>100.00%</b>
<i>Weighted Average %</i>									


*All investments listed in this report comply with the Commission's Statement of Investment Policy. The Commission's cash balances and investment portfolio provides sufficient cash flow and liquidity to meet all normal obligations, excluding the purchase of water, for at least a six month period of time. All investment interest values shown above are based on annual rates of return.*



**POMONA-WALNUT-ROWLAND JWLC**  
**INVESTMENT REPORT**  
*For The Period Ending March 31, 2026*

Account Type	Issuer	Par Value	Market Value	Coupon Rate	Effective Yield	Accrued Interest Current Quarter*	Interest Deposited Fiscal YTD	Total Accrued & Deposited Interest Fiscal YTD	% of Portfolio
Investment Account	Local Agency Investment Fund	\$ 1,691,941	\$ 1,695,632	3.83%	3.83%	\$ 16,580	\$ 53,742	\$ 70,322	82.07%
Checking	Citizens Business Bank	\$ 370,395	\$ 370,395	0.00%	0.00%	N/A	N/A	N/A	17.93%
<b>Total Cash &amp; Investments</b>		<b>\$ 2,062,336</b>	<b>\$ 2,066,027</b>	<b>3.14%</b>	<b>3.14%</b>	<b>\$ 16,580</b>	<b>\$ 53,742</b>	<b>\$ 70,322</b>	<b>100.00%</b>
				<i>Weighted Average %</i>					

*All investments listed in this report comply with the Commission's Statement of Investment Policy. The Commission's cash balances and investment portfolio provides sufficient cash flow and liquidity to meet all normal obligations, excluding the purchase of water, for at least a six month period of time. All investment interest values shown above are based on annual rates of return.*




**POMONA-WALNUT-ROWLAND JWLC**  
**INVESTMENT REPORT**  
*For The Period Ending April 30, 2026*

Account Type	Issuer	Par Value	Market Value	Coupon Rate	Effective Yield	Accrued Interest Current Quarter*	Interest Deposited Fiscal YTD	Total Accrued & Deposited Interest Fiscal YTD	% of Portfolio
Investment Account	Local Agency Investment Fund	\$ 1,708,521	\$ 1,712,248	3.81%	3.81%	\$ -	\$ 70,322	\$ 70,322	83.31%
Checking	Citizens Business Bank	\$ 342,962	\$ 342,962	0.00%	0.00%	N/A	N/A	N/A	16.69%
<b>Total Cash &amp; Investments</b>		<b>\$ 2,051,483</b>	<b>\$ 2,055,210</b>	<b>3.17%</b>	<b>3.17%</b>	<b>\$ -</b>	<b>\$ 70,322</b>	<b>\$ 70,322</b>	<b>100.00%</b>
<i>Weighted Average %</i>									

*All investments listed in this report comply with the Commission's Statement of Investment Policy. The Commission's cash balances and investment portfolio provides sufficient cash flow and liquidity to meet all normal obligations, excluding the purchase of water, for at least a six month period of time. All investment interest values shown above are based on annual rates of return.*

# P-W-R JOINT WATER LINE FISCAL YEAR 2026-27 *BUDGET*



**P-W-R Joint Water Line  
Fiscal Year 2026-27 Summary Budget**

<b><u>REVENUES</u></b>	<b>2026-27 <u>Proposed</u></b>
Water Sales to Member Agencies	\$ 24,938,200
Water Sales Assessments (MWD, TVMWD)	721,719
Member Agency Assessments (Pomona, WVWD, RWD)	124,300
Member Agency Reserve Transfer Assessment (Pomona, WVWD, RWD)	100,148
Interest & Other Income	<u>457,000</u>
<b>TOTAL REVENUES</b>	<b>\$ 26,341,367</b>
<b><u>OPERATING EXPENDITURES</u></b>	
Contract Personnel	\$ 69,300
Operating	505,000
Water Purchases & TVMWD Assessments	<u>25,659,919</u>
<b>TOTAL OPERATING EXPENDITURES</b>	<b>\$ 26,234,219</b>
<b>GROSS INCOME (LOSS)</b>	<b>\$ 107,148</b>
<b><u>RESERVE TRANSFERS</u></b>	
Replacement Reserve	<u>\$ (100,148)</u>
	\$ (100,148)
<b>NET INCOME AFTER TRANSFERS*</b>	<b>\$ 7,000</b>

---



---

\*This figure represents the estimated balance to be added to or subtracted from Retained Earnings for the year after Reserve Transfers. (See Page 1 for recap)

**PWR Joint Water Line  
Fiscal Year 2026-27 Detail Budget**

Line Item	2024-25 Budgeted	2025-26 Budgeted	9 Months Actuals	12 Month Projected	2026-27 Proposed	Line Item Justification																																																																												
<b>REVENUES</b>																																																																																		
1 Water Sales to Member Agencies	\$ 20,281,467	\$ 22,619,695	\$ 20,879,764	\$ 26,761,120	\$ 24,938,200	Water Sales is the proposed amount of water sold to member agencies. (see page 5 for details).  <p align="right"><b>TOTAL</b> <u>\$24,938,200</u></p>																																																																												
2 Member Agency Assessments	652,778	689,415	513,641	687,416	846,019	Funds received from member agencies for MWD, TVMWD Assessments, PWR Personnel and Operating Costs and Surcharge. Members are assessed based on the following percentages and fixed amount:  <table border="0" style="width: 100%; border-collapse: collapse;"> <tr> <td></td> <td align="center"><u>Pomona</u></td> <td align="center"><u>Walnut</u></td> <td align="center"><u>Rowland</u></td> <td></td> </tr> <tr> <td>MWD Assessments*</td> <td></td> <td></td> <td></td> <td></td> </tr> <tr> <td>Capacity Charge</td> <td align="right">34.78%</td> <td align="right">39.13%</td> <td align="right">26.09%</td> <td align="right">\$ 329,914</td> </tr> <tr> <td>Treatment Peaking Capacity Charge</td> <td align="right">34.78%</td> <td align="right">39.13%</td> <td align="right">26.09%</td> <td align="right"><u>103,296</u></td> </tr> <tr> <td></td> <td></td> <td></td> <td></td> <td align="right">\$ 433,210</td> </tr> <tr> <td> TVMWD Assessments**</td> <td></td> <td></td> <td></td> <td></td> </tr> <tr> <td>Conn. Capacity</td> <td align="right">52.00%</td> <td align="right">28.00%</td> <td align="right">20.00%</td> <td align="right">\$ 138,265</td> </tr> <tr> <td>Import Water Use</td> <td align="right">17.06%</td> <td align="right">52.89%</td> <td align="right">30.05%</td> <td align="right"><u>\$ 150,244</u></td> </tr> <tr> <td></td> <td></td> <td></td> <td></td> <td align="right">\$ 288,509</td> </tr> <tr> <td> PWR Assessments</td> <td></td> <td></td> <td></td> <td></td> </tr> <tr> <td>Personnel</td> <td align="right">33.33%</td> <td align="right">33.33%</td> <td align="right">33.33%</td> <td align="right">\$ 69,300</td> </tr> <tr> <td>Operating</td> <td align="right">33.33%</td> <td align="right">33.33%</td> <td align="right">33.33%</td> <td align="right">\$ 55,000</td> </tr> <tr> <td>Project Development</td> <td align="right">33.33%</td> <td align="right">33.33%</td> <td align="right">33.33%</td> <td align="right"><u>\$ -</u></td> </tr> <tr> <td></td> <td></td> <td></td> <td></td> <td align="right">\$ 124,300</td> </tr> <tr> <td></td> <td></td> <td></td> <td></td> <td></td> <td align="right"><b>TOTAL \$ 846,019</b></td> </tr> </table>		<u>Pomona</u>	<u>Walnut</u>	<u>Rowland</u>		MWD Assessments*					Capacity Charge	34.78%	39.13%	26.09%	\$ 329,914	Treatment Peaking Capacity Charge	34.78%	39.13%	26.09%	<u>103,296</u>					\$ 433,210	 TVMWD Assessments**					Conn. Capacity	52.00%	28.00%	20.00%	\$ 138,265	Import Water Use	17.06%	52.89%	30.05%	<u>\$ 150,244</u>					\$ 288,509	 PWR Assessments					Personnel	33.33%	33.33%	33.33%	\$ 69,300	Operating	33.33%	33.33%	33.33%	\$ 55,000	Project Development	33.33%	33.33%	33.33%	<u>\$ -</u>					\$ 124,300						<b>TOTAL \$ 846,019</b>
	<u>Pomona</u>	<u>Walnut</u>	<u>Rowland</u>																																																																															
MWD Assessments*																																																																																		
Capacity Charge	34.78%	39.13%	26.09%	\$ 329,914																																																																														
Treatment Peaking Capacity Charge	34.78%	39.13%	26.09%	<u>103,296</u>																																																																														
				\$ 433,210																																																																														
 TVMWD Assessments**																																																																																		
Conn. Capacity	52.00%	28.00%	20.00%	\$ 138,265																																																																														
Import Water Use	17.06%	52.89%	30.05%	<u>\$ 150,244</u>																																																																														
				\$ 288,509																																																																														
 PWR Assessments																																																																																		
Personnel	33.33%	33.33%	33.33%	\$ 69,300																																																																														
Operating	33.33%	33.33%	33.33%	\$ 55,000																																																																														
Project Development	33.33%	33.33%	33.33%	<u>\$ -</u>																																																																														
				\$ 124,300																																																																														
					<b>TOTAL \$ 846,019</b>																																																																													
3 Member Agency Reserve Transfer Assessment	43,323	50,074	37,556	50,074	100,148	Reserve for Replacement  Replacement (1) Per agency cost to fund 25% pipeline replacement  <p align="right"><b>TOTAL \$ 100,148</b></p> (1) Engineer's Report																																																																												

**PWR Joint Water Line  
Fiscal Year 2026-27 Detail Budget**

Line Item		2024-25 Budgeted	2025-26 Budgeted	9 Months Actuals	12 Month Projected	2026-27 Proposed	Line Item Justification
4	Interest & Other Income	\$ 7,000	\$ 7,000	\$ 55,256	\$ 65,000	7,000	Interest income from reserves and miscellaneous income
5	Special Project Development	\$ 450,000	\$ 450,000	-	\$ -	450,000	Special Project Development (Collected in FY17-18 and in reserves)
6	<b>TOTAL REVENUES</b>	<b>\$ 21,434,568</b>	<b>\$ 23,816,184</b>	<b>\$ 21,486,217</b>	<b>\$ 27,563,610</b>	<b>\$ 26,341,367</b>	
<p>*MWD Capacity Charge Assessment based on each agency peak usage (CFS) for previous 3 years 2023, 2024, &amp; 2025            *MWD Treatment Peaking Capacity Charge based on each agency peak usage (CFS) for previous 3 years 2023, 2024, &amp; 2025            **TVMWD Assessment based on TVMWD Fixed Charges Summary.            Connected Capacity based on each agency Connected Capacity through JWL.            Import Water Use allocation based on PWR Historical Water Use for fiscal years 22-23, &amp; 23-24, 24-25</p>							
<b>EXPENDITURES</b>							
<b>PERSONNEL</b>							
7	Administrative/Operating Contract Services	\$ 64,200	\$ 66,000	\$ 49,500	\$ 66,000	\$ 69,300	Administrative \$ 8,500 Operations 43,200 Secretarial 5,000 Treasurer 12,600 <b>TOTAL \$ 69,300</b>
8	<b>TOTAL PERSONNEL</b>	<b>\$ 64,200</b>	<b>\$ 66,000</b>	<b>\$ 49,500</b>	<b>\$ 66,000</b>	<b>\$ 69,300</b>	
<b>OPERATING</b>							
9	Insurance	\$ 2,300	\$ 3,000	\$ 2,275	\$ 3,000	3,000	Based on anticipated cost for insurance from JPIA.
10	Dues	3,000	3,000	2,167	3,000	3,000	ACWA Dues
11	Audit & Bookkeeping Fees	5,500	6,000	5,500	6,000	7,500	Audit and Bookkeeping
12	Other Admin. Costs/Supplies	4,000	5,000	1,280	5,000	5,000	Other Operating & Administrative Costs
13	Legal Fees	5,000	5,000	43	3,000	5,000	JPA Representation
14	Equipment & Line Maintenance	30,000	31,500	23,341	31,500	31,500	Purchase of Tools, materials and supplies, Vehicle Miles, USA Mark-ups, also include: quarterly meter testing and engineering related services.
15	Project Development	450,000	450,000	-	-	450,000	Funds for the development of a joint project in the Pomona Basin.
16	<b>TOTAL OPERATING</b>	<b>\$ 499,800</b>	<b>\$ 503,500</b>	<b>\$ 34,606</b>	<b>\$ 51,500</b>	<b>\$ 505,000</b>	
17	Water Purchases	\$ 20,281,467	\$ 22,619,695	\$ 20,879,764	\$ 26,761,120	\$ 24,938,200	Projected water purchases for FY 2026- 2027 = 16,425 Acre-Feet Proposed Water Sales to Member Agencies \$ 24,938,200 <b>TOTAL \$ 24,938,200</b>
18	<b>TOTAL WATER PURCHASES</b>	<b>\$ 20,281,467</b>	<b>\$ 22,619,695</b>	<b>\$ 20,879,764</b>	<b>\$ 26,761,120</b>	<b>\$ 24,938,200</b>	

**PWR Joint Water Line  
Fiscal Year 2026-27 Detail Budget**

Line Item	2024-25 Budgeted	2025-26 Budgeted	9 Months Actuals	12 Month Projected	2026-27 Proposed	Line Item Justification
<b>ASSESSMENTS</b>						
19 MWD Assessments	\$ 342,033	\$ 330,682	\$ 233,151	\$ 330,682	\$ 433,210	MWD Annual "Fixed Charge" Assessment (Capacity Charge and the Treatment Peaking Capacity Charge)
20 TVMWD Assessments	196,745	239,234	143,556	239,234	288,509	TVMWD Annual "Fixed Charge" Assessment (Connected Capacity & Import Water Use)
21 <b>TOTAL ASSESSMENTS</b>	\$ 538,778	\$ 569,915	\$ 376,707	\$ 569,916	\$ 721,719	
22 <b>TOTAL EXPENDITURE BUDGET</b>	\$ 21,384,245	\$ 23,759,110	\$ 21,340,577	\$ 27,448,536	\$ 26,234,219	Total Personnel, Operating and Water Purchases Expenditures.
23 <b>TOTAL REVENUE BUDGET</b>	\$ 21,434,568	\$ 23,816,184	\$ 21,486,217	\$ 27,563,610	\$ 26,341,367	
24 <b>NET INCOME</b>	\$ 50,323	\$ 57,074	\$ 145,640	\$ 115,074	\$ 107,148	This figure represents the estimated Favorable (Unfavorable) balance at year end.
<b>RESERVE TRANSFERS</b>						
25 Depreciation and Replacement	\$ (43,323)	\$ (50,074)	\$ (37,556)	\$ (50,074)	\$ (100,148)	Total Transfer for Depreciation and Replacement Reserve
26 <b>BALANCE</b>	\$ 7,000	\$ 7,000	\$ 108,084	\$ 65,000	\$ 7,000	This figure represents the estimated balance to be added to or subtracted from Retained Earnings for the year minus the Reserve Transfer. (See Page 1 for recap)

# POMONA-WALNUT-ROWLAND JOINT WATER LINE COMMISSION



235 South Brea Canyon Road  
Walnut, California 91789-3002  
(909) 595-1268

## MEMORANDUM

**TO:** Commissioners Hilden, Lima, and Preciado      **DATE:** June 11, 2026  
**FROM:** Tom Monk, Administrative Officer  
**SUBJECT:** Operations Report

Inspection Report: During the four-month period ending on May 31, 2026, all paved portions of the JWL were driven weekly and visually checked for leaks, vandalism, and other potential problems. Additionally, the cross-country sections of the line were walked and nothing unusual was found. Routine maintenance was performed as needed.

Meter Testing: In March 2026 staff tested and calibrated the JWL meters. All meters tested within the established parameters.



## POMONA-WALNUT-ROWLAND JOINT WATER LINE COMMISSION

### WATER USE DISTRIBUTION & BILLING

JANUARY 2026


CONSUMPTION PER AGENCY (Per PWR Meter Reads)		
	Water Consumption (Acre-feet)	Allocation %
Pomona	221.970	17.115%
Walnut	694.457	53.546%
Rowland	380.498	29.338%
LaVerne	-	0.000%
<b>TOTAL</b>	<b>1,296.925</b>	<b>100.000%</b>

WATER PRODUCTION (ACTUAL)		
	Water Consumption (Acre-feet)	Allocation %
MWD	319.90	24.340%
TVMWD	994.40	75.660%
LaVerne	-	0.000%
Total	1,314.300	100.000%
PWR	1,296.925	
Difference	17.375	

CALCULATION OF AGENCY WATER CONSUMPTION (Water consumption billed to each agency based on amount of water purchased from MWD & TVMWD)							
Connection / Description	Billing Difference Allocation (Acre-feet)	Adj. Agency Consumption (Acre-Feet)	Adj. Agency Consumption for Billing (Rounded)	Water Purchased - MWD	Water Purchased - TVMWD	Water Purchased - LaVERNE WELL	Total Water Purchased (Acre-feet)
				24.340%	75.660%	0.000%	100.000%
Pomona	221.970	2.974	224.944	224.9	54.8	170.2	224.9
Walnut	694.457	9.304	703.761	703.8	171.3	532.5	703.8
Rowland	380.498	5.098	385.596	385.6	93.9	291.7	385.6
LaVerne	-	-	-	-	-	-	-
<b>TOTAL</b>	<b>1,296.925</b>	<b>17.375</b>	<b>1,314.300</b>	<b>1,314.3</b>	<b>319.9</b>	<b>994.4</b>	<b>1,314.3</b>

BILLING CHARGES PER AGENCY										
		MWD PM-15	TVMWD PM-21	MWD Capacity Reservation	TVMWD Connected Capacity	TVMWD Water Use Charge	Replacement	Admin Budget Assessment	MWD LRP Rebate Program	Billing Total
City of Pomona	Cons. (AF)	54.8	170.2						107.8	
	Allocation %			31.71%	52.00%	20.01%	25.00%	33.33%		
	Billing Rate	\$ 1,560.00	\$ 1,560.00	\$ 26,490.35	\$ 10,876.73	\$ 11,266.11	\$ -	\$ -	\$ (100.00)	
	<b>Total</b>	\$ 85,411.88	\$ 265,500.37	\$ 8,400.09	\$ 5,655.90	\$ 2,254.35	\$ -	\$ -	\$ (10,780.00)	\$ 356,442.59
Walnut Valley Water District	Cons. (AF)	171.3	532.5						-	
	Allocation %			39.02%	28.00%	48.09%	25.00%	33.33%		
	Billing Rate	\$ 1,560.00	\$ 1,560.00	\$ 26,490.35	\$ 10,876.73	\$ 11,266.11	\$ -	\$ -	\$ (100.00)	
	<b>Total</b>	\$ 267,220.23	\$ 830,646.45	\$ 10,336.53	\$ 3,045.48	\$ 5,417.87	\$ -	\$ -	\$ -	\$ 1,116,666.56
Rowland Water District	Cons. (AF)	93.9	291.7						-	
	Allocation %			29.27%	20.00%	31.90%	25.00%	33.33%		
	Billing Rate	\$ 1,560.00	\$ 1,560.00	\$ 26,490.35	\$ 10,876.73	\$ 11,266.11	\$ -	\$ -	\$ (100.00)	
	<b>Total</b>	\$ 146,411.89	\$ 455,117.19	\$ 7,753.72	\$ 2,175.35	\$ 3,593.89	\$ -	\$ -	\$ -	\$ 615,052.04
City of LaVerne	Cons. (AF)	-	-						-	
	Allocation %			0.00%	0.00%	0.00%	0.00%	0.00%		
	Billing Rate	\$ 1,560.00	\$ 1,560.00	\$ 26,490.35	\$ 10,876.73	\$ 11,266.11	\$ -	\$ -	\$ (100.00)	
	<b>Total</b>	\$ -	\$ -	\$ -	\$ -	\$ -	\$ -	\$ -	\$ -	\$ -

<b>Total (A.F.)</b>	<b>319.9</b>	<b>994.4</b>								<b>1,314.3</b>
<b>Total (\$)</b>	<b>\$ 499,044.00</b>	<b>\$1,551,264.01</b>	<b>\$ 26,490.34</b>	<b>\$ 10,876.73</b>	<b>\$ 11,266.11</b>	<b>\$ -</b>	<b>\$ -</b>	<b>\$ (10,780.00)</b>	<b>\$</b>	<b>2,088,161.19</b>



## POMONA-WALNUT-ROWLAND JOINT WATER LINE COMMISSION

### WATER USE DISTRIBUTION & BILLING

FEBRUARY 2026


CONSUMPTION PER AGENCY (Per PWR Meter Reads)		
	Water Consumption (Acre-feet)	Allocation %
Pomona	201.286	16.886%
Walnut	610.762	51.237%
Rowland	379.986	31.877%
LaVerne	-	0.000%
<b>TOTAL</b>	<b>1,192.034</b>	<b>100.000%</b>

WATER PRODUCTION (ACTUAL)		
	Water Consumption (Acre-feet)	Allocation %
MWD	343.60	28.789%
TVMWD	849.90	71.211%
LaVerne	-	0.000%
Total	1,193.500	100.000%
PWR	1,192.034	
Difference	1.466	

CALCULATION OF AGENCY WATER CONSUMPTION (Water consumption billed to each agency based on amount of water purchased from MWD & TVMWD)							
Connection / Description	Billing Difference Allocation (Acre-feet)	Adj. Agency Consumption (Acre-Feet)	Adj. Agency Consumption for Billing (Rounded)	Water Purchased - MWD	Water Purchased - TVMWD	Water Purchased - LaVERNE WELL	Total Water Purchased (Acre-feet)
				28.789%	71.211%	0.000%	100.000%
Pomona	201.286	0.248	201.534	201.5	58.0	143.5	201.5
Walnut	610.762	0.751	611.513	611.5	176.1	435.5	611.5
Rowland	379.986	0.467	380.453	380.5	109.5	270.9	380.5
LaVerne	-	-	-	-	-	-	-
<b>TOTAL</b>	<b>1,192.034</b>	<b>1.466</b>	<b>1,193.500</b>	<b>1,193.5</b>	<b>343.6</b>	<b>849.9</b>	<b>1,193.5</b>

BILLING CHARGES PER AGENCY										
		MWD PM-15	TVMWD PM-21	MWD Capacity Reservation	TVMWD Connected Capacity	TVMWD Water Use Charge	Replacement	Admin Budget Assessment	MWD LRP Rebate Program	Billing Total
City of Pomona	Cons. (AF)	58.0	143.5						205.7	
	Allocation %			31.71%	52.00%	20.01%	25.00%	33.33%		
	Billing Rate	\$ 1,560.00	\$ 1,560.00	\$ 26,490.35	\$ 10,876.73	\$ 11,266.11	\$ -	\$ -	\$ (100.00)	
	<b>Total</b>	\$ 90,511.27	\$ 223,881.06	\$ 8,400.09	\$ 5,655.90	\$ 2,254.35	\$ -	\$ -	\$ (20,570.00)	\$ 310,132.67
Walnut Valley Water District	Cons. (AF)	176.1	435.5						-	
	Allocation %			39.02%	28.00%	48.09%	25.00%	33.33%		
	Billing Rate	\$ 1,560.00	\$ 1,560.00	\$ 26,490.35	\$ 10,876.73	\$ 11,266.11	\$ -	\$ -	\$ (100.00)	
	<b>Total</b>	\$ 274,638.31	\$ 679,322.18	\$ 10,336.53	\$ 3,045.48	\$ 5,417.87	\$ -	\$ -	\$ -	\$ 972,760.37
Rowland Water District	Cons. (AF)	109.5	270.9						-	
	Allocation %			29.27%	20.00%	31.90%	25.00%	33.33%		
	Billing Rate	\$ 1,560.00	\$ 1,560.00	\$ 26,490.35	\$ 10,876.73	\$ 11,266.11	\$ -	\$ -	\$ (100.00)	
	<b>Total</b>	\$ 170,866.41	\$ 422,640.78	\$ 7,753.72	\$ 2,175.35	\$ 3,593.89	\$ -	\$ -	\$ -	\$ 607,030.15
City of LaVerne	Cons. (AF)	-	-						-	
	Allocation %			0.00%	0.00%	0.00%	0.00%	0.00%		
	Billing Rate	\$ 1,560.00	\$ 1,560.00	\$ 26,490.35	\$ 10,876.73	\$ 11,266.11	\$ -	\$ -	\$ (100.00)	
	<b>Total</b>	\$ -	\$ -	\$ -	\$ -	\$ -	\$ -	\$ -	\$ -	\$ -

<b>Total (A.F.)</b>	<b>343.6</b>	<b>849.9</b>								<b>1,193.5</b>
<b>Total (\$)</b>	\$ 536,015.99	\$ 1,325,844.02	\$ 26,490.34	\$ 10,876.73	\$ 11,266.11	\$ -	\$ -	\$ (20,570.00)	\$	1,889,923.19



## POMONA-WALNUT-ROWLAND JOINT WATER LINE COMMISSION

### WATER USE DISTRIBUTION & BILLING

MARCH 2026


CONSUMPTION PER AGENCY (Per PWR Meter Reads)		
	Water Consumption (Acre-feet)	Allocation %
Pomona	356.152	23.456%
Walnut	701.201	46.181%
Rowland	461.029	30.363%
LaVerne	-	0.000%
<b>TOTAL</b>	<b>1,518.382</b>	<b>100.000%</b>

WATER PRODUCTION (ACTUAL)		
	Water Consumption (Acre-feet)	Allocation %
MWD	951.10	62.343%
TVMWD	574.50	37.657%
LaVerne	-	0.000%
Total	1,525.600	100.000%
PWR	1,518.382	
Difference	7.218	

CALCULATION OF AGENCY WATER CONSUMPTION (Water consumption billed to each agency based on amount of water purchased from MWD & TVMWD)							
Connection / Description	Billing Difference Allocation (Acre-feet)	Adj. Agency Consumption (Acre-Feet)	Adj. Agency Consumption for Billing (Rounded)	Water Purchased - MWD	Water Purchased - TVMWD	Water Purchased - LaVERNE WELL	Total Water Purchased (Acre-feet)
				62.343%	37.657%	0.000%	100.000%
Pomona	356.152	1.693	357.845	357.8	223.1	134.8	357.8
Walnut	701.201	3.333	704.534	704.5	439.2	265.3	704.5
Rowland	461.029	2.192	463.221	463.2	288.8	174.4	463.2
LaVerne	-	-	-	-	-	-	-
<b>TOTAL</b>	<b>1,518.382</b>	<b>7.218</b>	<b>1,525.600</b>	<b>1,525.6</b>	<b>951.1</b>	<b>574.5</b>	<b>1,525.6</b>

BILLING CHARGES PER AGENCY										
		MWD PM-15	TVMWD PM-21	MWD Capacity Reservation	TVMWD Connected Capacity	TVMWD Water Use Charge	Replacement	Admin Budget Assessment	MWD LRP Rebate Program	Billing Total
<b>City of Pomona</b>	Cons. (AF)	223.1	134.8							
	Allocation %			31.71%	52.00%	20.01%	25.00%	33.33%		
	Billing Rate	\$ 1,560.00	\$ 1,560.00	\$ 26,490.35	\$ 10,876.73	\$ 11,266.11	\$ 10,707.00	\$ 29,875.00	\$ (100.00)	
	<b>Total</b>	<b>\$ 348,020.74</b>	<b>\$ 210,217.55</b>	<b>\$ 8,400.09</b>	<b>\$ 5,655.90</b>	<b>\$ 2,254.35</b>	<b>\$ 2,676.75</b>	<b>\$ 9,958.33</b>	<b>\$ -</b>	<b>\$ 587,183.71</b>
<b>Walnut Valley Water District</b>	Cons. (AF)	439.2	265.3							
	Allocation %			39.02%	28.00%	48.09%	25.00%	33.33%		
	Billing Rate	\$ 1,560.00	\$ 1,560.00	\$ 26,490.35	\$ 10,876.73	\$ 11,266.11	\$ 15,269.00	\$ 29,875.00	\$ (100.00)	
	<b>Total</b>	<b>\$ 685,191.96</b>	<b>\$ 413,881.59</b>	<b>\$ 10,336.53</b>	<b>\$ 3,045.48</b>	<b>\$ 5,417.87</b>	<b>\$ 3,817.25</b>	<b>\$ 9,958.33</b>	<b>\$ -</b>	<b>\$ 1,131,649.01</b>
<b>Rowland Water District</b>	Cons. (AF)	288.8	174.4							
	Allocation %			29.27%	20.00%	31.90%	25.00%	33.33%		
	Billing Rate	\$ 1,560.00	\$ 1,560.00	\$ 26,490.35	\$ 10,876.73	\$ 11,266.11	\$ 24,098.00	\$ 29,875.00	\$ (100.00)	
	<b>Total</b>	<b>\$ 450,503.30</b>	<b>\$ 272,120.87</b>	<b>\$ 7,753.72</b>	<b>\$ 2,175.35</b>	<b>\$ 3,593.89</b>	<b>\$ 6,024.50</b>	<b>\$ 9,958.33</b>	<b>\$ -</b>	<b>\$ 752,129.96</b>
<b>City of LaVerne</b>	Cons. (AF)	-	-							
	Allocation %			0.00%	0.00%	0.00%	0.00%	0.00%		
	Billing Rate	\$ 1,560.00	\$ 1,560.00	\$ 26,490.35	\$ 10,876.73	\$ 11,266.11	\$ -	\$ -	\$ (100.00)	
	<b>Total</b>	<b>\$ -</b>	<b>\$ -</b>	<b>\$ -</b>	<b>\$ -</b>	<b>\$ -</b>	<b>\$ -</b>	<b>\$ -</b>	<b>\$ -</b>	<b>\$ -</b>

<b>Total (A.F.)</b>	<b>951.1</b>	<b>574.5</b>								<b>1,525.6</b>
<b>Total (\$)</b>	<b>\$ 1,483,716.00</b>	<b>\$ 896,220.01</b>	<b>\$ 26,490.34</b>	<b>\$ 10,876.73</b>	<b>\$ 11,266.11</b>	<b>\$ 12,518.50</b>	<b>\$ 29,875.00</b>	<b>\$ -</b>	<b>\$ -</b>	<b>\$ 2,470,962.69</b>



# POMONA-WALNUT-ROWLAND JOINT WATER LINE COMMISSION

## WATER USE DISTRIBUTION & BILLING

APRIL 2026

CONSUMPTION PER AGENCY (Per PWR Meter Reads)		
	Water Consumption (Acre-feet)	Allocation %
Pomona	361.203	21.906%
Walnut	802.549	48.672%
Rowland	485.133	29.422%
LaVerne	-	0.000%
<b>TOTAL</b>	<b>1,648.885</b>	<b>100.000%</b>

WATER PRODUCTION (ACTUAL)		
	Water Consumption (Acre-feet)	Allocation %
MWD	510.00	31.375%
TVMWD	1,115.50	68.625%
LaVerne	-	0.000%
Total	1,625.500	100.000%
PWR	1,648.885	
Difference	(23.385)	

CALCULATION OF AGENCY WATER CONSUMPTION (Water consumption billed to each agency based on amount of water purchased from MWD & TVMWD)							
Connection / Description	Billing Difference Allocation (Acre-feet)	Adj. Agency Consumption (Acre-Feet)	Adj. Agency Consumption for Billing (Rounded)	Water Purchased - MWD	Water Purchased - TVMWD	Water Purchased - LaVERNE WELL	Total Water Purchased (Acre-feet)
				31.375%	68.625%	0.000%	100.000%
<b>Pomona</b>	361.203	(5.123)	356.080	356.1	111.7	244.4	356.1
<b>Walnut</b>	802.549	(11.382)	791.167	791.2	248.2	542.9	791.2
<b>Rowland</b>	485.133	(6.880)	478.253	478.3	150.1	328.2	478.3
<b>LaVerne</b>	-	-	-	-	-	-	-
<b>TOTAL</b>	<b>1,648.885</b>	<b>(23.385)</b>	<b>1,625.500</b>	<b>1,625.5</b>	<b>510.0</b>	<b>1,115.5</b>	<b>1,625.5</b>

BILLING CHARGES PER AGENCY										
		MWD PM-15	TVMWD PM-21	MWD Capacity Reservation	TVMWD Connected Capacity	TVMWD Water Use Charge	Replacement	Admin Budget Assessment	MWD LRP Rebate Program	Billing Total
<b>City of Pomona</b>	Cons. (AF)	111.7	244.4						151.7	
	Allocation %			31.71%	52.00%	20.01%	25.00%	33.33%		
	Billing Rate	\$ 1,560.00	\$ 1,560.00	\$ 26,490.35	\$ 10,876.73	\$ 11,266.11	\$ 10,707.00	\$ 29,875.00	\$ (100.00)	
	<b>Total</b>	<b>\$ 174,283.29</b>	<b>\$ 381,201.99</b>	<b>\$ 8,400.09</b>	<b>\$ 5,655.90</b>	<b>\$ 2,254.35</b>	<b>\$ 2,676.75</b>	<b>\$ 9,958.33</b>	<b>\$ (15,170.00)</b>	<b>\$ 569,260.70</b>
<b>Walnut Valley Water District</b>	Cons. (AF)	248.2	542.9						-	
	Allocation %			39.02%	28.00%	48.09%	25.00%	33.33%		
	Billing Rate	\$ 1,560.00	\$ 1,560.00	\$ 26,490.35	\$ 10,876.73	\$ 11,266.11	\$ 15,269.00	\$ 29,875.00	\$ (100.00)	
	<b>Total</b>	<b>\$ 387,236.21</b>	<b>\$ 846,984.31</b>	<b>\$ 10,336.53</b>	<b>\$ 3,045.48</b>	<b>\$ 5,417.87</b>	<b>\$ 3,817.25</b>	<b>\$ 9,958.33</b>	<b>\$ -</b>	<b>\$ 1,266,795.98</b>
<b>Rowland Water District</b>	Cons. (AF)	150.1	328.2						-	
	Allocation %			29.27%	20.00%	31.90%	25.00%	33.33%		
	Billing Rate	\$ 1,560.00	\$ 1,560.00	\$ 26,490.35	\$ 10,876.73	\$ 11,266.11	\$ 24,098.00	\$ 29,875.00	\$ (100.00)	
	<b>Total</b>	<b>\$ 234,080.49</b>	<b>\$ 511,993.72</b>	<b>\$ 7,753.72</b>	<b>\$ 2,175.35</b>	<b>\$ 3,593.89</b>	<b>\$ 6,024.50</b>	<b>\$ 9,958.33</b>	<b>\$ -</b>	<b>\$ 775,580.00</b>
<b>City of LaVerne</b>	Cons. (AF)	-	-						-	
	Allocation %			0.00%	0.00%	0.00%	0.00%	0.00%		
	Billing Rate	\$ 1,560.00	\$ 1,560.00	\$ 26,490.35	\$ 10,876.73	\$ 11,266.11	\$ -	\$ -	\$ (100.00)	
	<b>Total</b>	<b>\$ -</b>	<b>\$ -</b>	<b>\$ -</b>	<b>\$ -</b>	<b>\$ -</b>	<b>\$ -</b>	<b>\$ -</b>	<b>\$ -</b>	<b>\$ -</b>

<b>Total (A.F.)</b>	<b>510.0</b>	<b>1,115.5</b>								<b>1,625.5</b>
<b>Total (\$)</b>	<b>\$ 795,599.99</b>	<b>\$1,740,180.02</b>	<b>\$ 26,490.34</b>	<b>\$ 10,876.73</b>	<b>\$ 11,266.11</b>	<b>\$ 12,518.50</b>	<b>\$ 29,875.00</b>	<b>\$ (15,170.00)</b>	<b>\$</b>	<b>2,611,636.69</b>